

20'

THE GREGORY

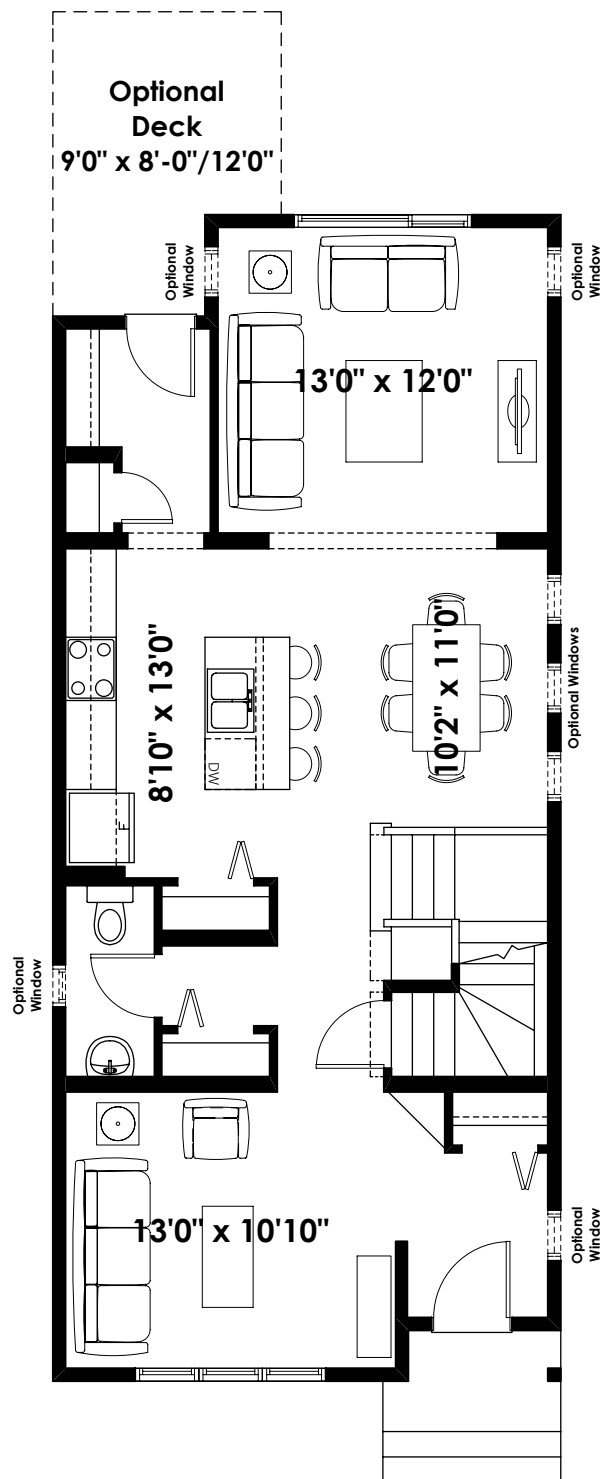
1,705+ SQ FT | 3 BED | 2.5 BATH



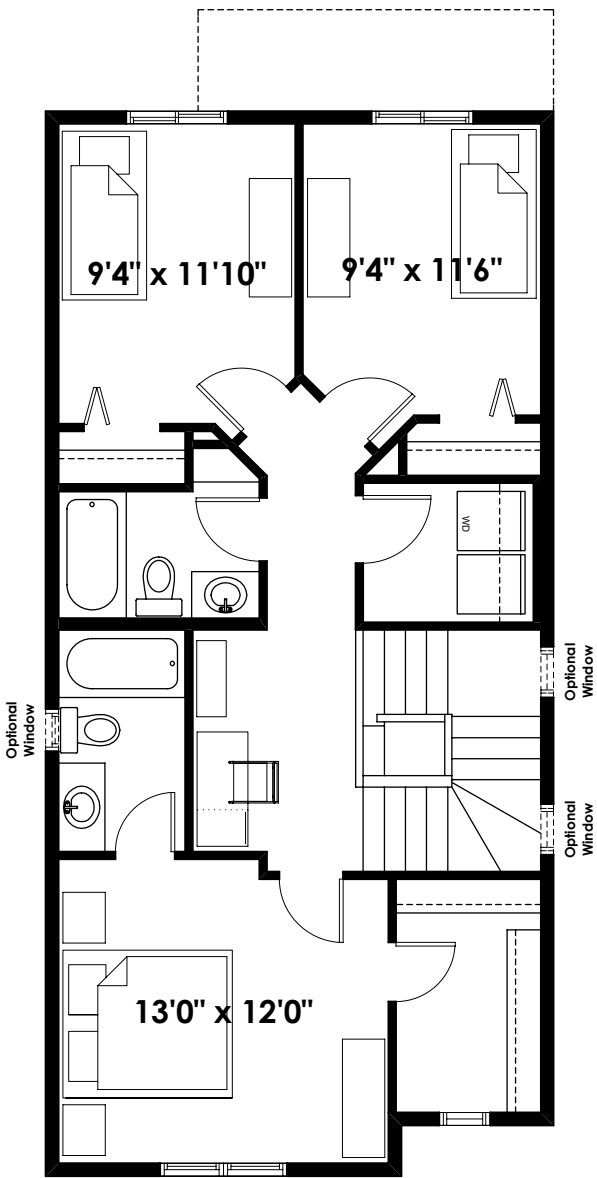
BETTER VALUE BY DESIGN
SINCE 1978 | HOMESBYAVI.COM

Homes by **AVI**

BASE FLOOR PLAN

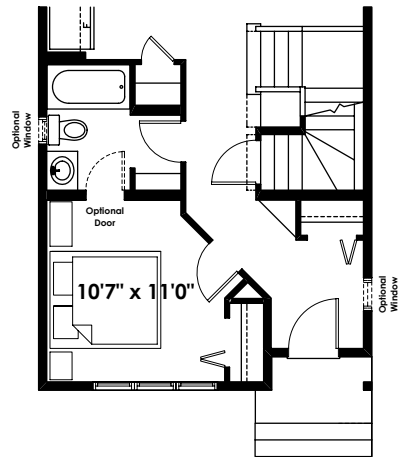


MAIN
884 SQ FT

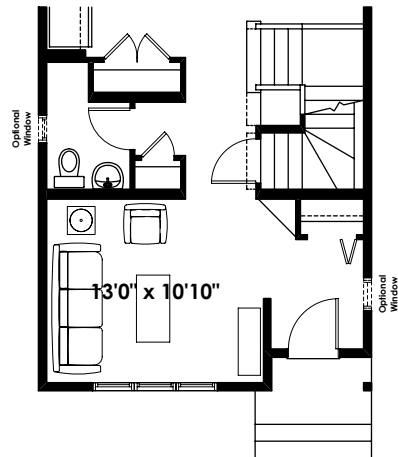


UPPER
821 SQ FT

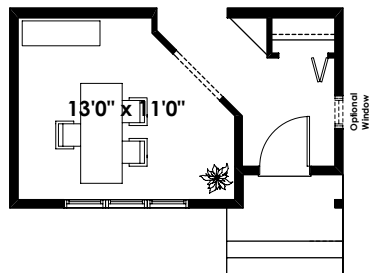
FLOOR PLAN OPTIONS



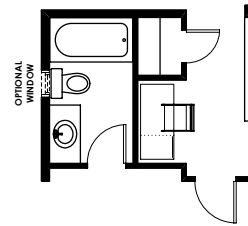
**Optional Bedroom &
3 Piece Bathroom**
(Adds 0 Sq. Ft. to Main Floor)



Optional Half Bath & Pantry
(Adds 0 Sq. Ft. to Main Floor)



Optional Arch to Study
(Adds 0 Sq. Ft. to Main Floor)



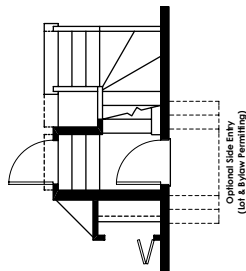
Optional Linen Closet
(Adds 0 Sq. Ft. to Second Floor)

ONLY AVAILABLE WITH STANTON SECOND FLOOR PLAN

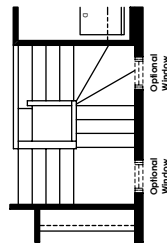
**Optional Interior
Fireplace to Lounge**



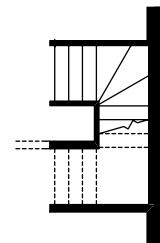
**Optional Projected
Fireplace to Lounge**



**Partial Main Floor Plan
for Optional Side Entry**
(Stair Winders Reversed)



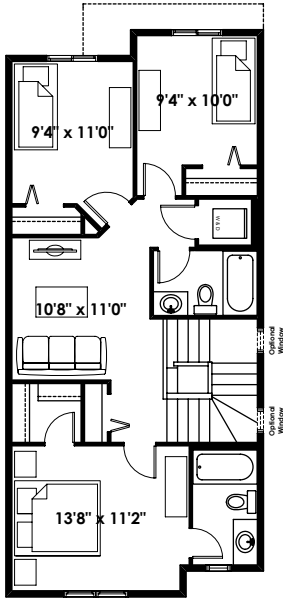
**Partial Second Floor Plan
for Optional Side Entry**
(Stair Winders Reversed)



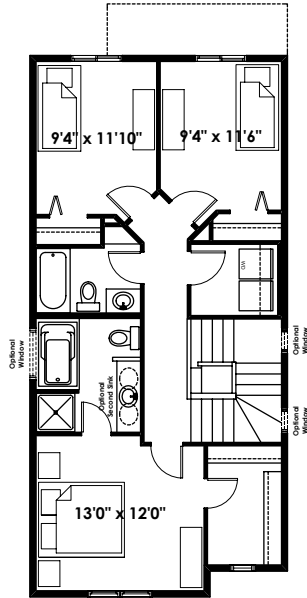
**Partial Foundation Plan
for Optional Side Entry**
(Stair Winders Reversed)

ADDITIONAL
OPTIONS

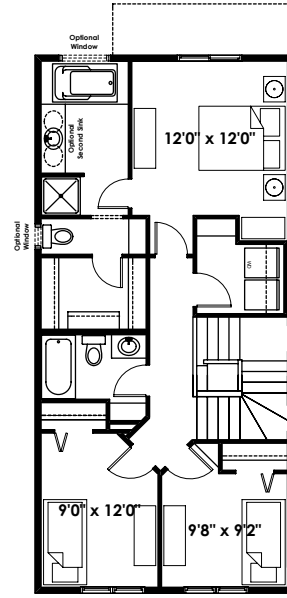
FLOOR PLAN OPTIONS



HARDY
Second Floor Plan
(Adds 21 Sq. Ft. to Second Floor)

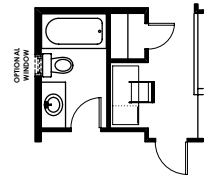


MURDOCH
Second Floor Plan
(Adds 0 Sq. Ft. to Second Floor)

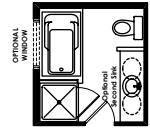


OLSEN
Second Floor Plan
(Adds 12 Sq. Ft. to Second Floor)

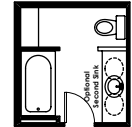
NOTE: THIS OPTIONAL SECOND FLOOR ONLY AVAILABLE WITH SELECT FLAT FRONT ELEVATIONS



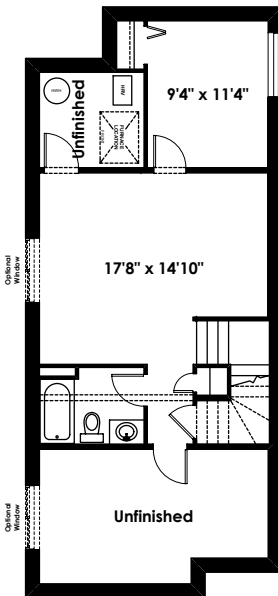
Optional Linen Closet
(Adds 0 Sq. Ft. to Second Floor)
ONLY AVAILABLE WITH STANTON SECOND FLOOR PLAN



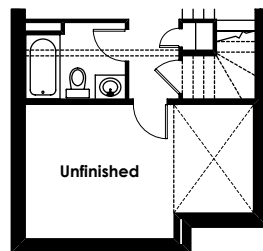
Upgraded Ensuite with Glass Wall Shower
(Adds 0 Sq. Ft. to Second Floor)
ONLY AVAILABLE WITH MURDOCH SECOND FLOOR



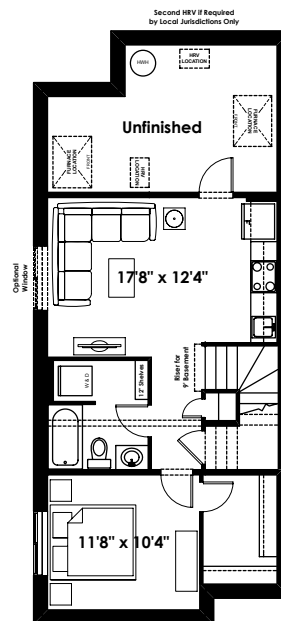
Alternate Ensuite with One Piece Tub / Shower & Linen Shelves
(Adds 0 Sq. Ft. to Second Floor)
ONLY AVAILABLE WITH MURDOCH SECOND FLOOR PLAN



GREGORY
Optional Basement Room Layout
489 Sq. Ft. (Finished)

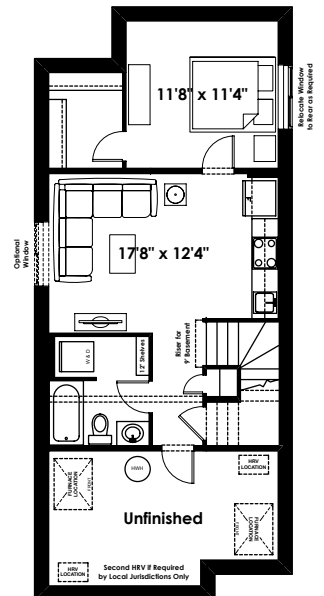


Optional Basement Room Layout (Southfork Only)
489 Sq. Ft. (Finished)



GREGORY
Optional Basement Suite Layout
551 Sq. Ft. (Finished Area; Must Add Optional Side Entry)

BASEMENT SUITE MAY NOT CONFORM TO ALL MUNICIPALITIES. LAND USE BY-LAW & CODE MUST BE REVIEWED PRIOR TO ACCEPTANCE



GREGORY
Alternate Basement Suite Layout
554 Sq. Ft. (Finished Area; Must Add Optional Side Entry)

BASEMENT SUITE MAY NOT CONFORM TO ALL MUNICIPALITIES. LAND USE BY-LAW & CODE MUST BE REVIEWED PRIOR TO ACCEPTANCE

20'

THE SHELDON

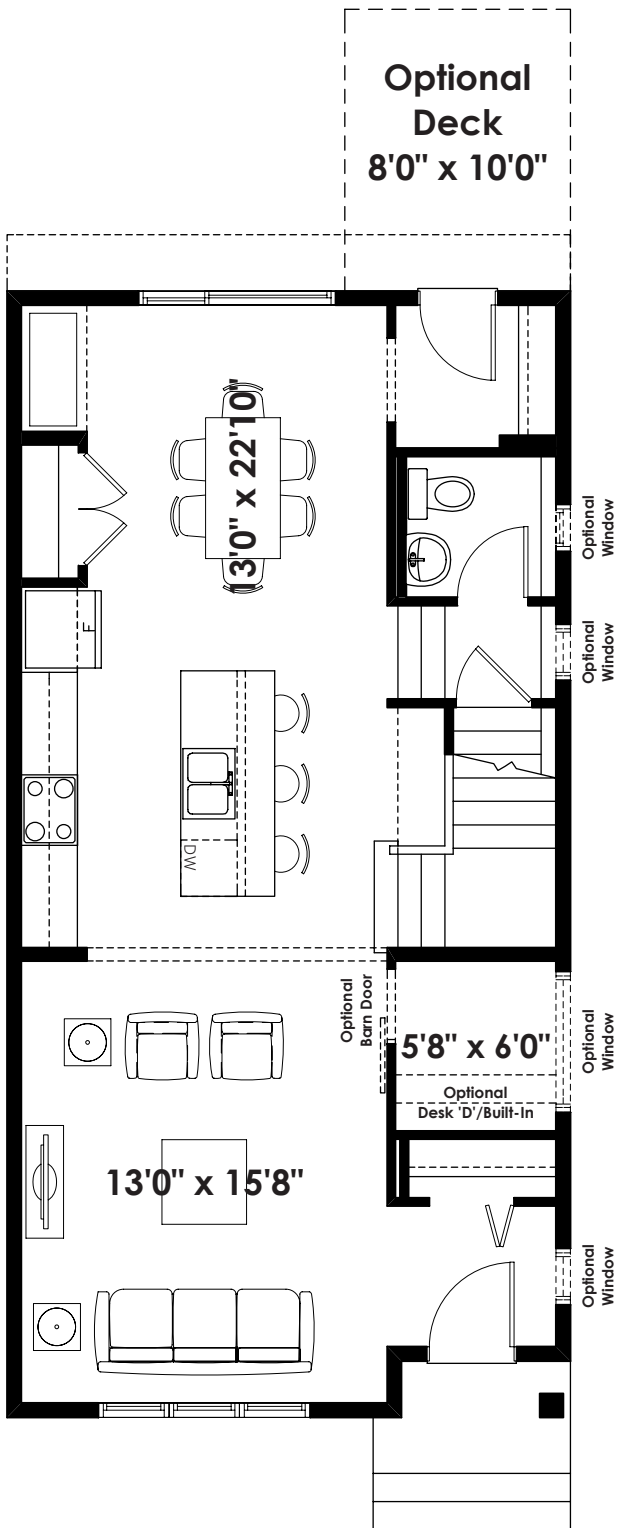
1,608+ SQ FT | 3 BED | 2.5 BATH



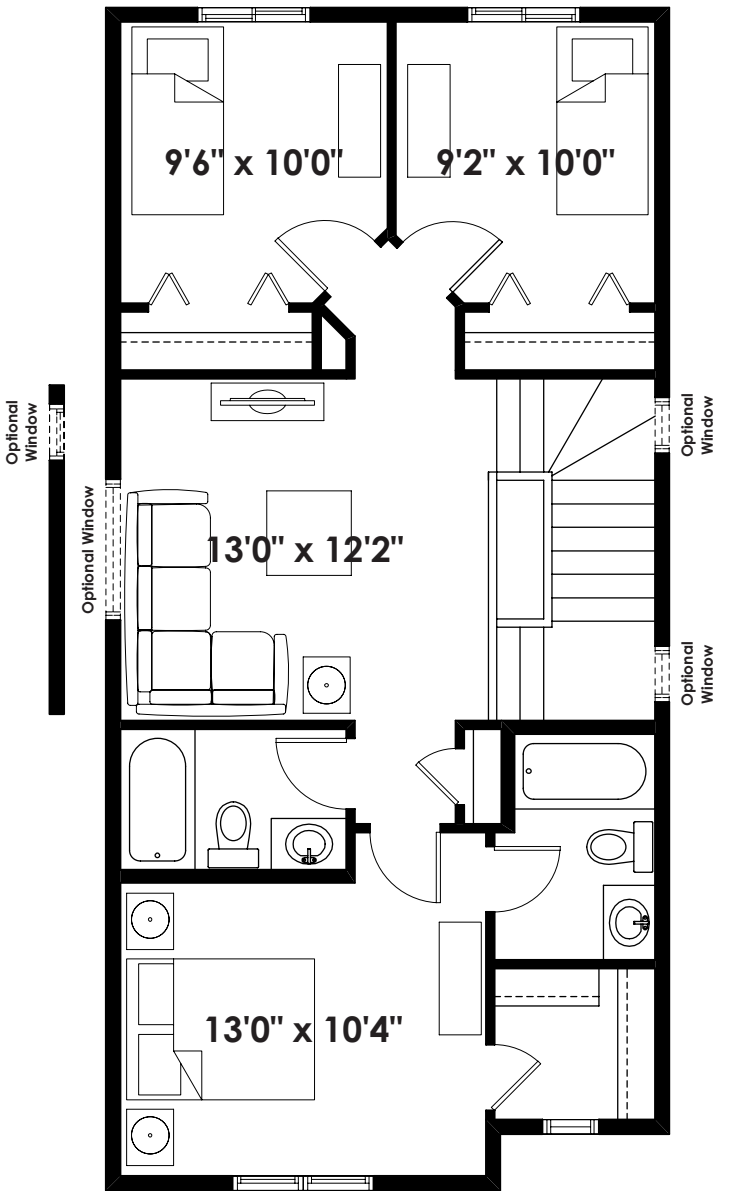
BETTER VALUE BY DESIGN
SINCE 1978 | HOMESBYAVI.COM

Homes by **AVI**

BASE FLOOR PLAN

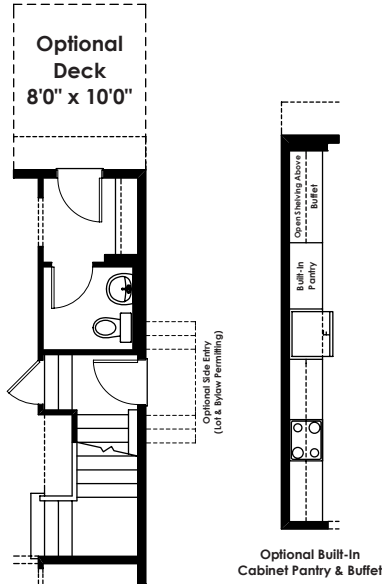


MAIN
788 SQ FT

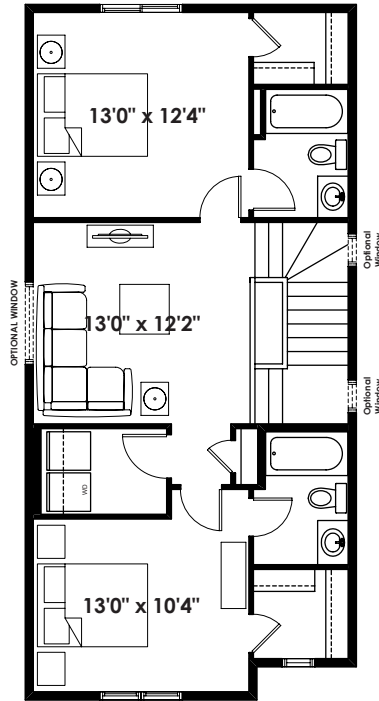


UPPER
820 SQ FT

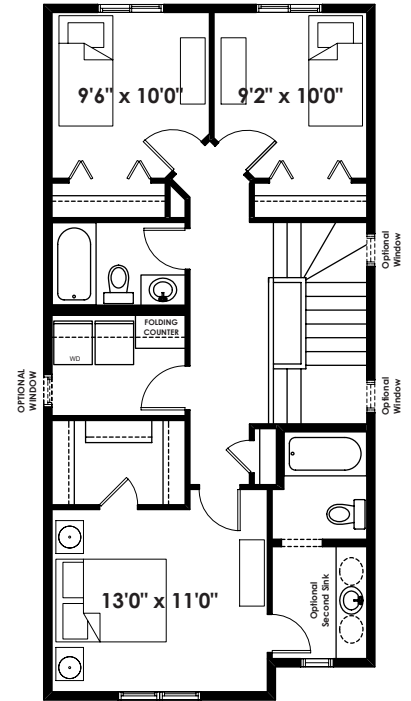
FLOOR PLAN OPTIONS



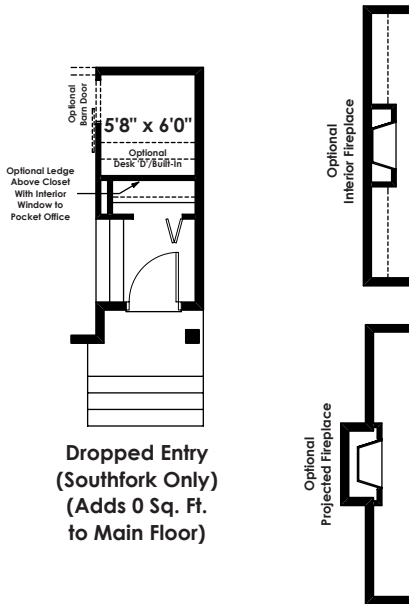
Partial Main Floor Plan
with Optional Side Entry
(Adds 0 Sq. Ft. to Main Floor)



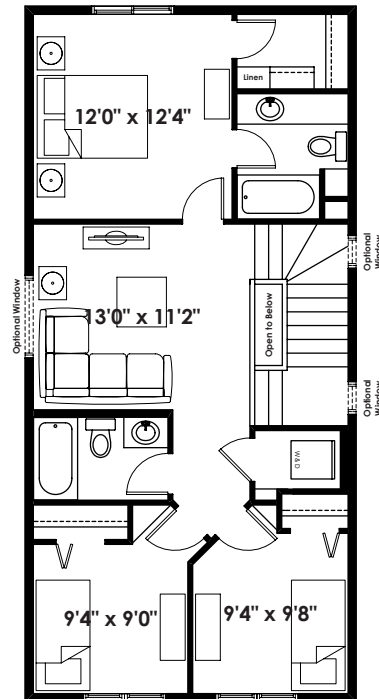
O'REILLY
Second Floor Plan
(Adds 0 Sq. Ft. to Second Floor)



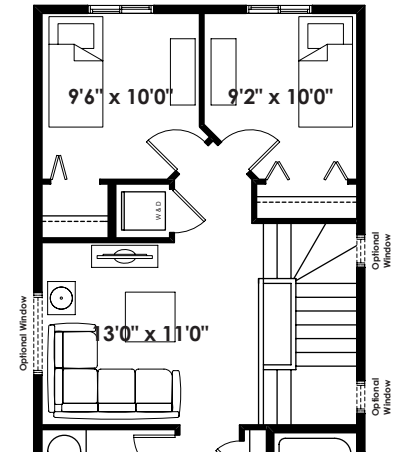
IAFRATE
Second Floor Plan
(Adds 0 Sq. Ft. to Second Floor)



Dropped Entry
(Southfork Only)
(Adds 0 Sq. Ft.
to Main Floor)



BALLARD
Second Floor Plan
(Adds 12 Sq. Ft. to Second Floor)

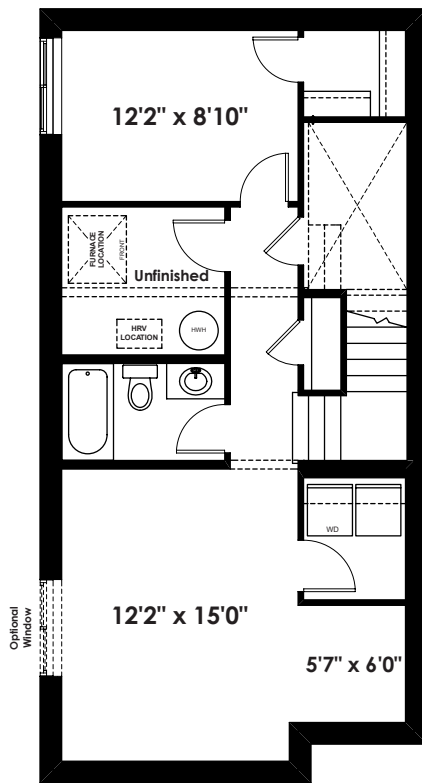


Partial JEFFRIES Second Floor Plan
With Optional Laundry Closet
(Adds 0 Sq. Ft. to Second Floor)

NOTE: THIS OPTIONAL SECOND FLOOR ONLY AVAILABLE WITH SELECT FLAT FRONT ELEVATIONS

ADDITIONAL
OPTIONS

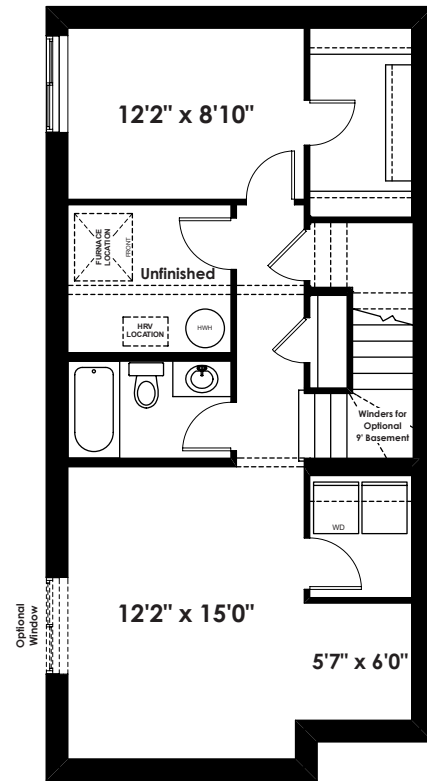
FLOOR PLAN OPTIONS



Basement Laundry Room
(Including Washer & Dryer)
Deleted if Optional Upper
Floor With Laundry is Selected

SHELDON

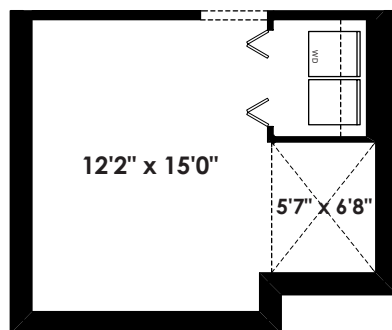
Optional Basement Room Layout
553 Sq. Ft. (Finished)



Basement Laundry Room
(Including Washer & Dryer)
Deleted if Optional Upper
Floor With Laundry is Selected

SHELDON

Optional Basement Room Layout
For Optional Side Entry
583 Sq. Ft. (Finished)



Basement Laundry Room
(Including Washer & Dryer)
Deleted if Optional Upper
Floor With Laundry is Selected

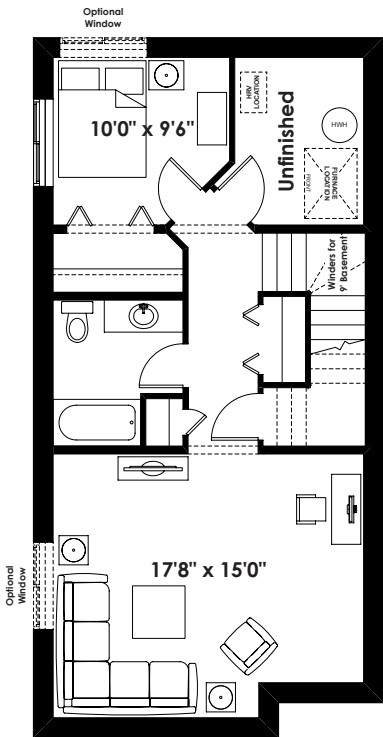
SHELDON

Partial Optional Basement Room Layout
(Southfork Only)
558 Sq. Ft. (Finished)

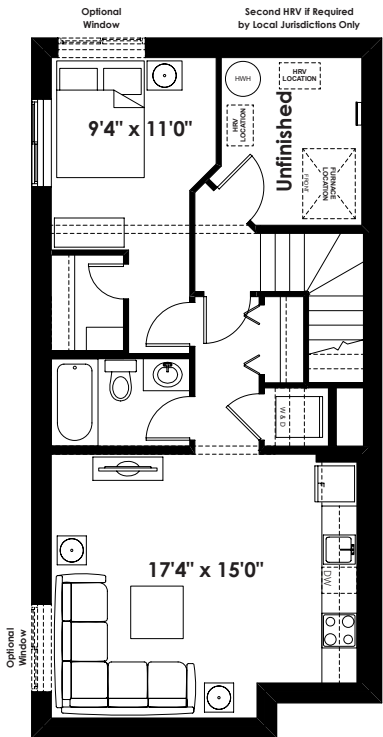
FLOOR PLAN OPTIONS

20'

THE LEONARD
1,608+ SQ FT | 3 BED + LOFT | 2.5 BATH

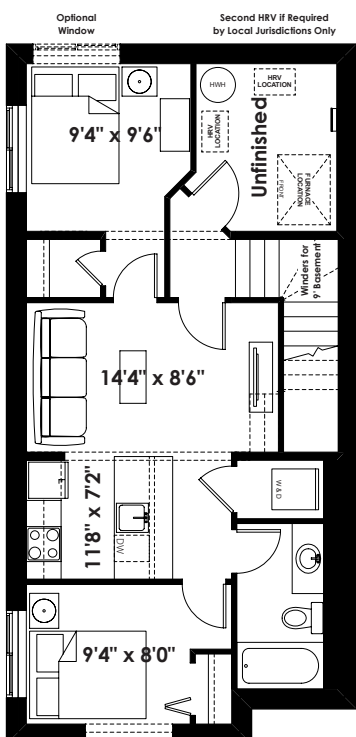


LEONARD
Optional 1 Bedroom
Basement Room Layout
567 Sq. Ft. (Finished Area)



LEONARD
Optional 1 Bedroom
Basement Suite Layout
577 Sq. Ft. (Finished Area;
Must Add Optional Side Entry;
Must Add 9' Foundation Walls;
Not Available with Dropped Entries)

BASEMENT SUITE MAY NOT CONFORM
TO ALL MUNICIPALITIES;
LAND USE BY-LAW & CODE MUST BE
REVIEWED PRIOR TO ACCEPTANCE



LEONARD
Optional 2 Bedroom
Basement Suite Layout
571 Sq. Ft. (Finished Area;
Must Add Optional Side Entry;
Not Available with Dropped Entries)

BASEMENT SUITE MAY NOT CONFORM
TO ALL MUNICIPALITIES;
LAND USE BY-LAW & CODE MUST BE
REVIEWED PRIOR TO ACCEPTANCE



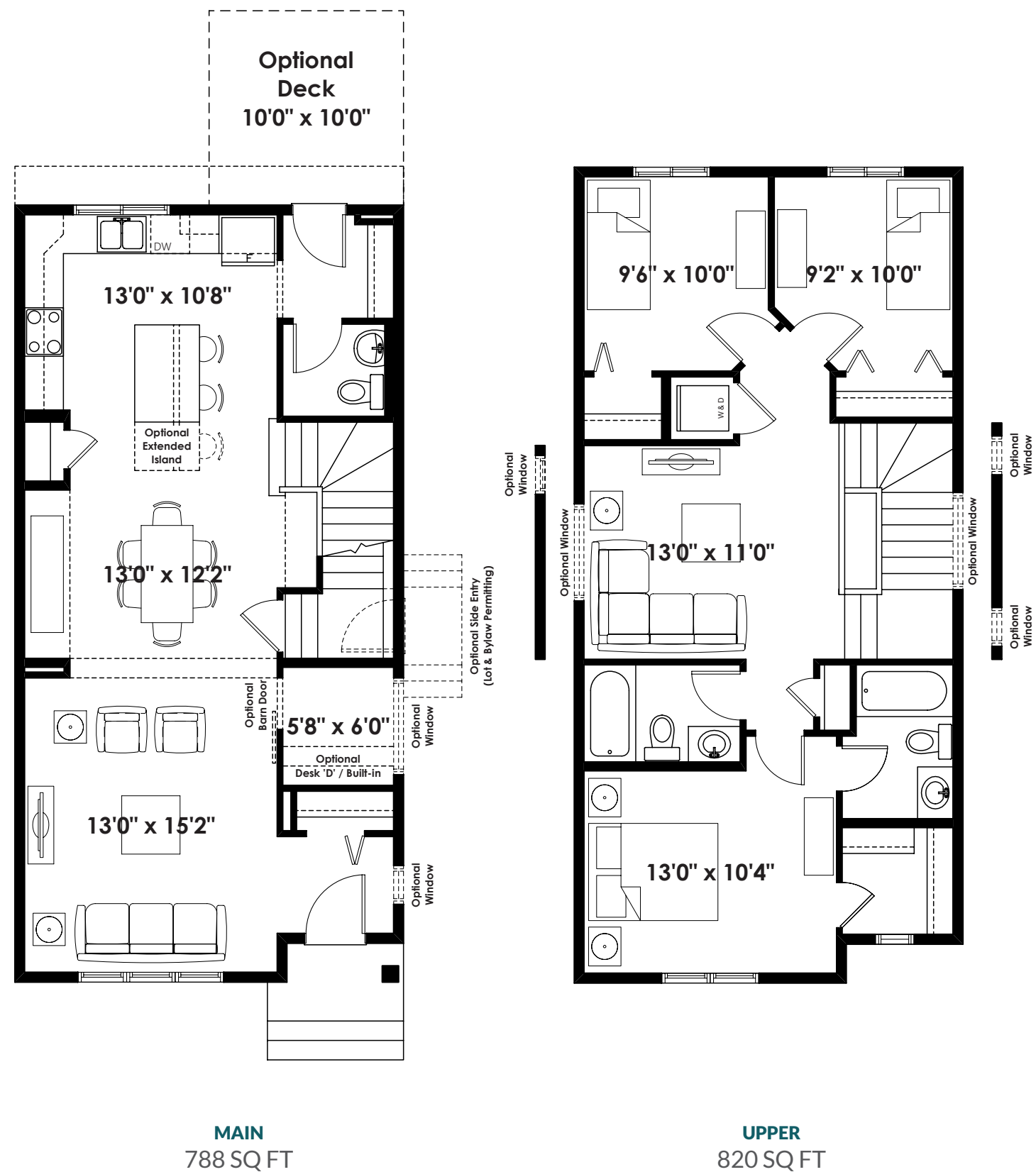
Prices are subject to change without notice. Actual floor plan, elevation, and square footage may not be exactly as shown. Square footage is measured to Alberta Building Code (ABC) regulations. Builder reserves the right to make changes without notice. E&OE.



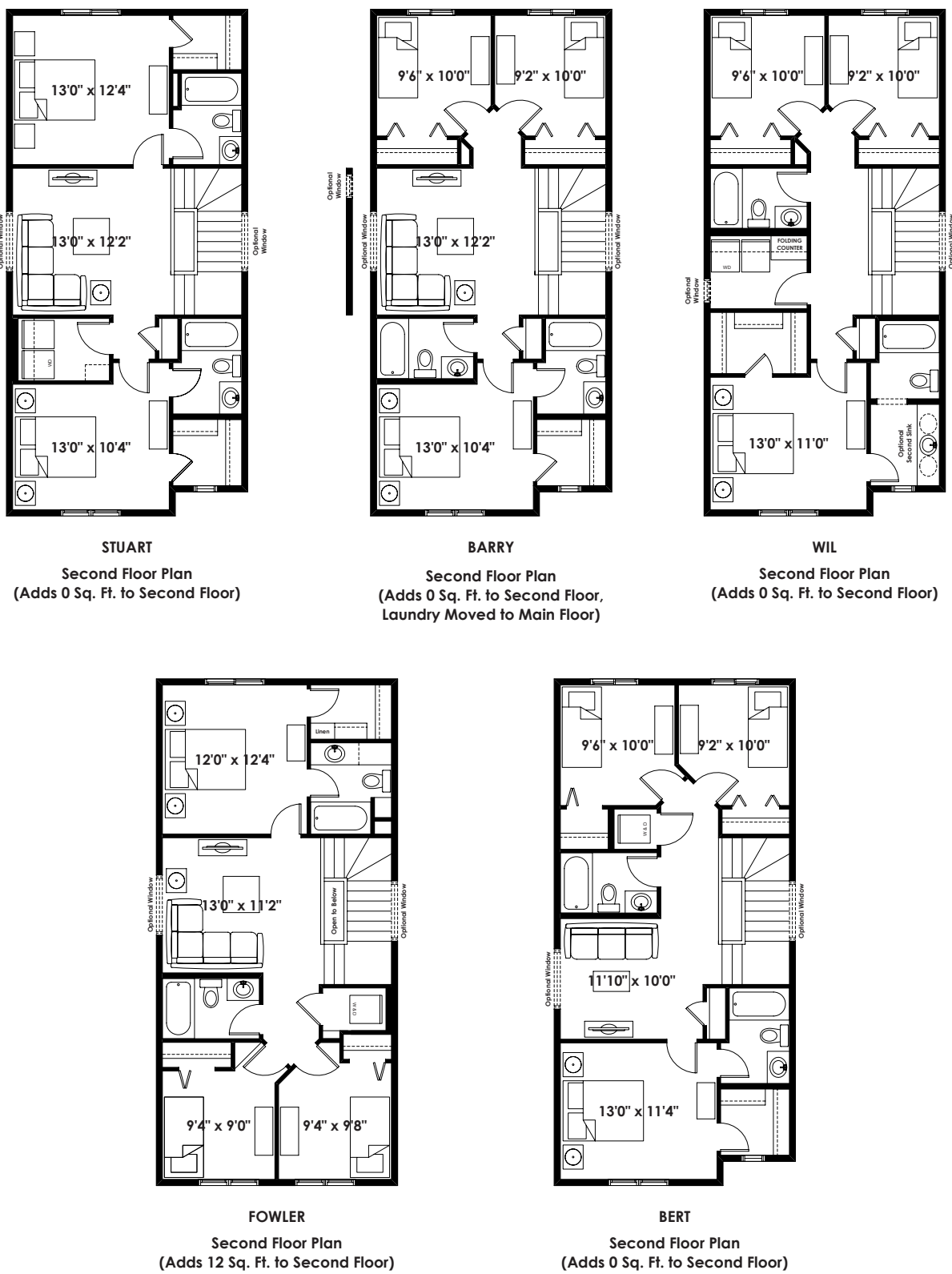
BETTER VALUE BY DESIGN
SINCE 1978 | HOMESBYAVI.COM



BASE FLOOR PLAN



FLOOR PLAN OPTIONS



ADDITIONAL
OPTIONS

20'

THE IVAN

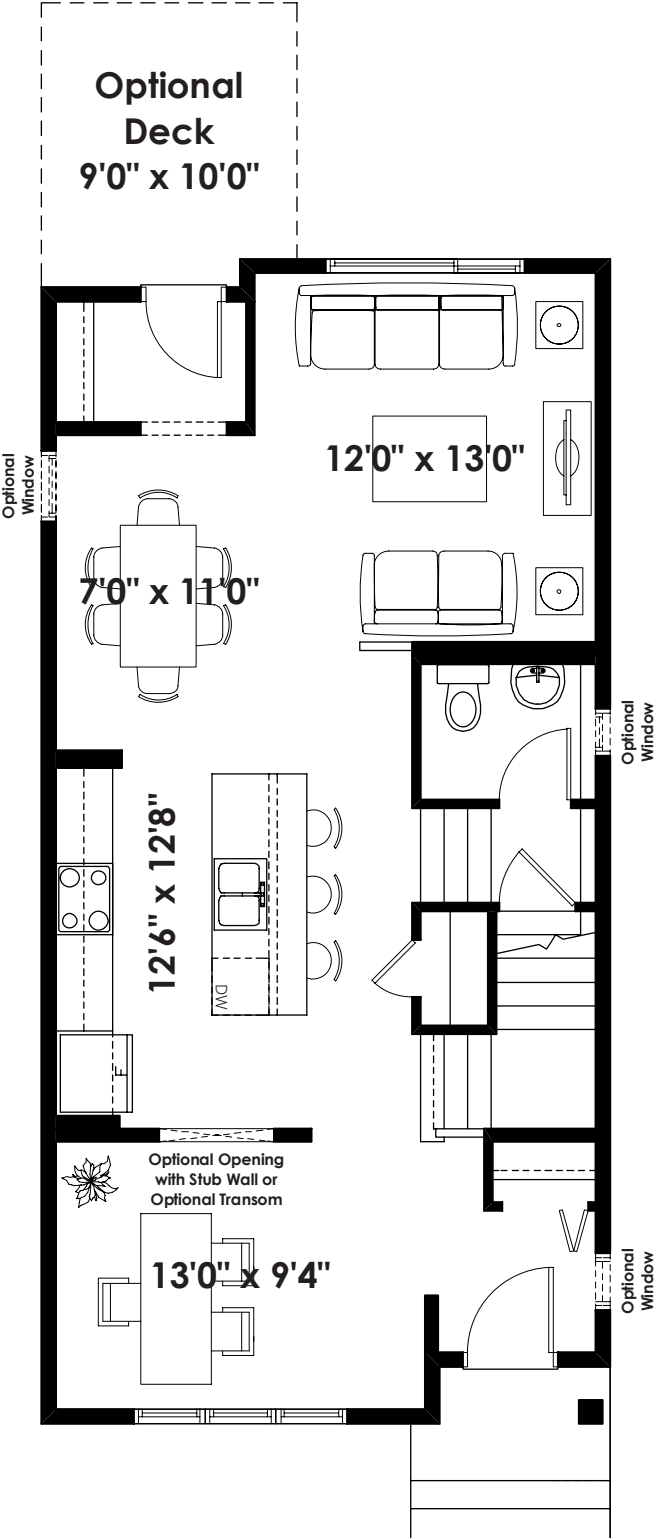
1,602+ SQ FT | 3 BED | 2.5 BATH



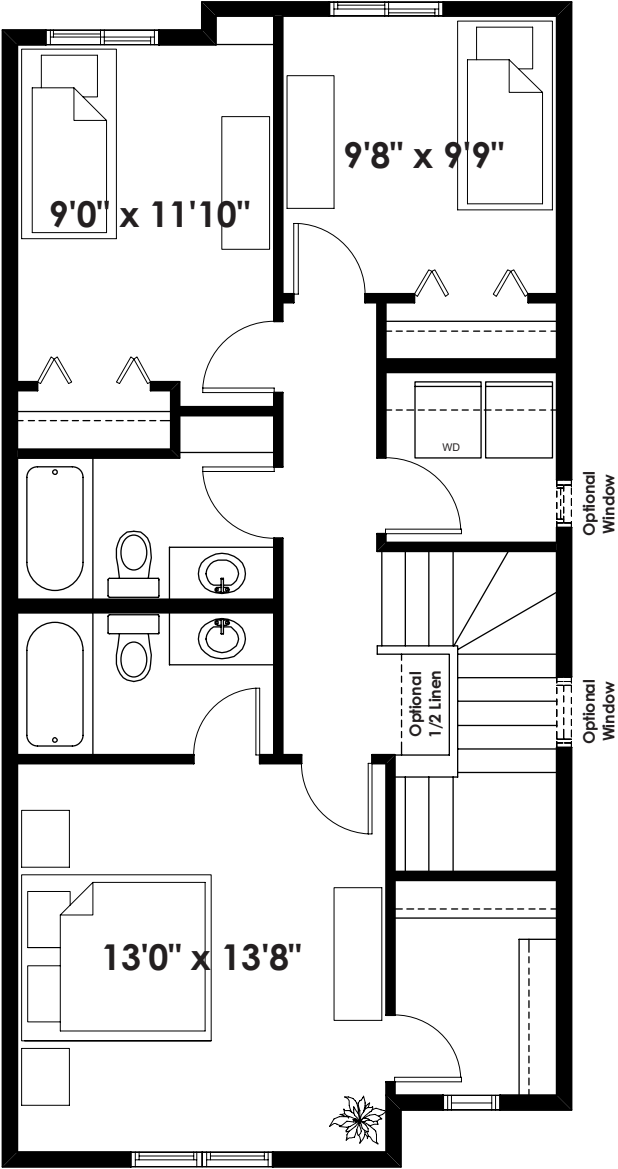
BETTER VALUE BY DESIGN
SINCE 1978 | HOMESBYAVI.COM

Homes by **AVI**

BASE FLOOR PLAN

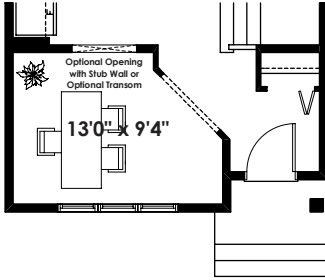


MAIN
801 SQ FT

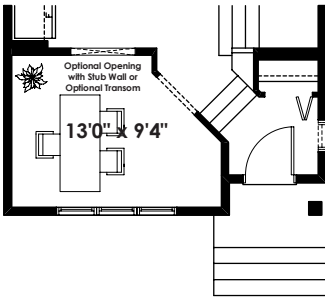


UPPER
801 SQ FT

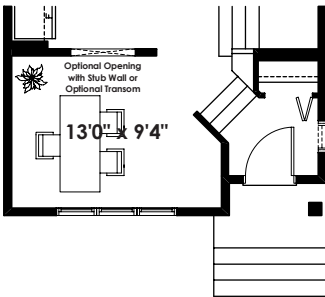
FLOOR PLAN OPTIONS



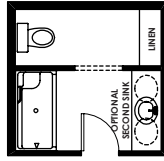
Optional Arch to Study
(Adds 0 Sq. Ft. to Main Floor)



Optional Arch to Study
with Dropped Entry
(Southfork Only)
(Adds 0 Sq. Ft. to Main Floor)

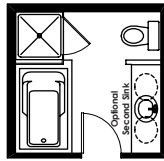


Dropped Entry
(Southfork Only)
(Adds 0 Sq. Ft. to Main Floor)



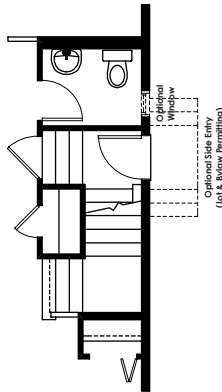
Optional Upgraded Ensuite #1
with 5' Shower & Additional Linen
(Adds 0 Sq. Ft. to Second Floor)

ONLY AVAILABLE WITH THE HARRELSON,
CRANE & NORMAN SECOND FLOOR PLANS



Optional Upgraded Ensuite #2
with Glass Wall Shower
(Adds 0 Sq. Ft. to Second Floor)

ONLY AVAILABLE WITH THE HARRELSON,
CRANE & NORMAN SECOND FLOOR PLANS



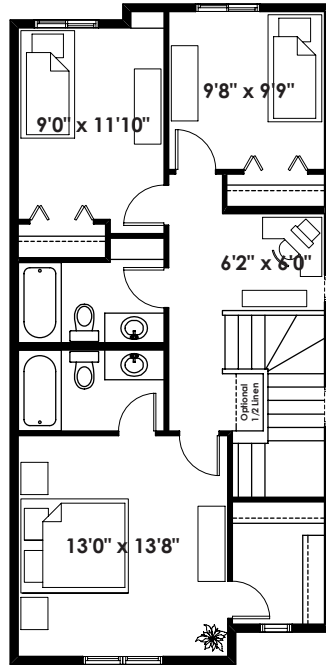
Partial Main Floor Plan
with Optional Side Entry
(Adds 0 Sq. Ft. to Main Floor)



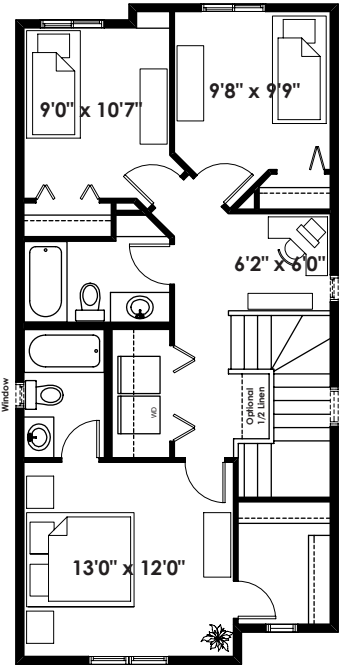
Optional Interior Fireplace to Lounge
(Adds 2'-0" in Width to Optional Deck)



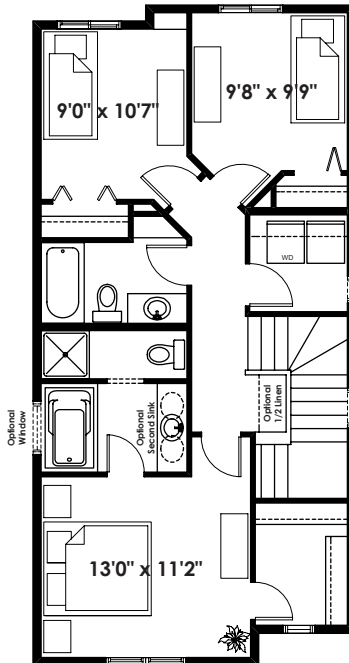
Optional Projected Fireplace to Lounge
(Adds 2'-0" in Width to Optional Deck)



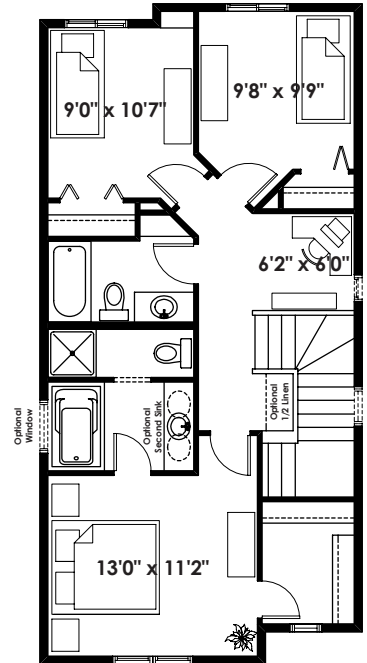
DANSON
(Laundry Moves to Basement)
Second Floor Plan
(Adds 0 Sq. Ft. to Second Floor)



CHAMBERS
Second Floor Plan
(Adds 0 Sq. Ft. to Second Floor)



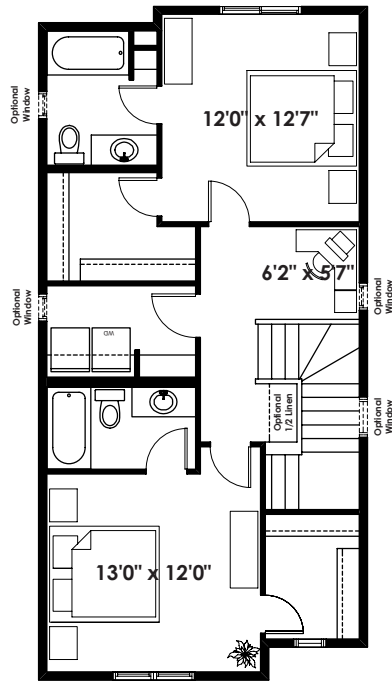
CRANE
Second Floor Plan
(Adds 0 Sq. Ft. to Second Floor)



HARRELSON
(Laundry Moves to Basement)
Second Floor Plan
(Adds 0 Sq. Ft. to Second Floor)

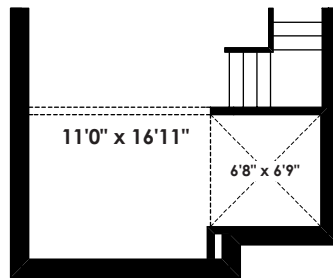
ADDITIONAL
OPTIONS

FLOOR PLAN OPTIONS



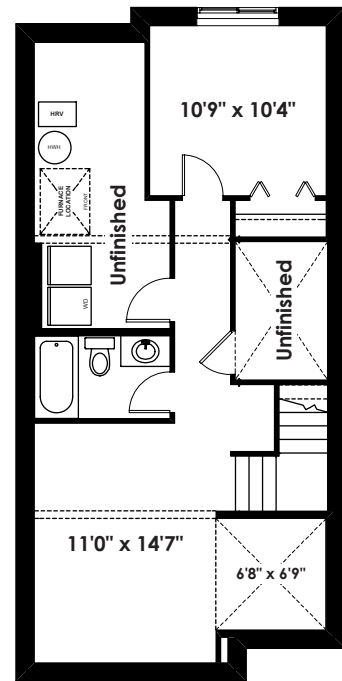
HOWE

Second Floor Plan
(Adds 0 Sq. Ft. to Second Floor)



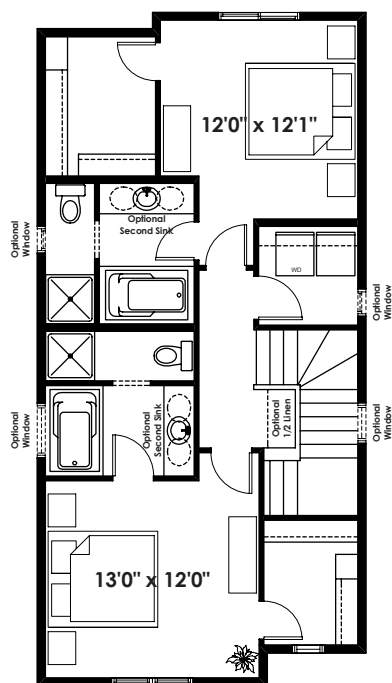
IVAN

Future Basement Room Layout
(Southfork Only)
495 Sq. Ft. (Finished)



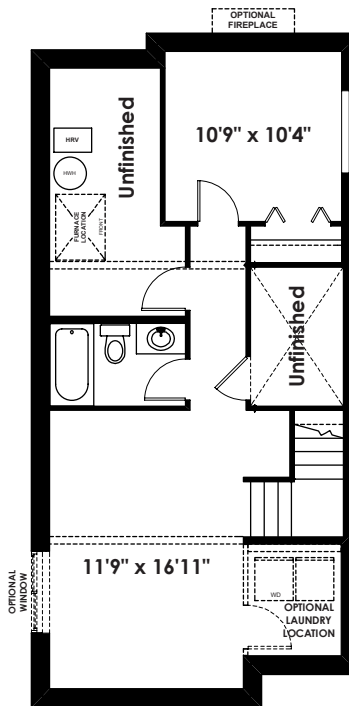
IVAN

Future Basement Room Layout
(Southfork Only with
Harrelson & Danson Upper)
495 Sq. Ft. (Finished)



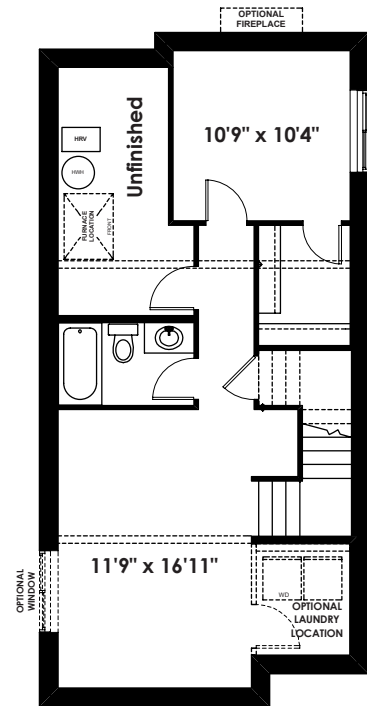
NORMAN

Second Floor Plan
(Adds 0 Sq. Ft. to Second Floor)



IVAN

Future Basement Room Layout
516 Sq. Ft. (Finished)



IVAN

Future Basement Room Layout
For Use With Optional Side Entry
546 Sq. Ft. (Finished)

FLOOR PLAN OPTIONS

18'

THE SASHA
1,523+ SQ FT | 3 BED | 2.5 BATH

Optional 1 Bedroom
Basement Room Layout
538 Sq. Ft. (Finished)

Optional 1 Bedroom
Basement Suite Layout
554 Sq. Ft. (Finished;
Must Add Optional Side Entry)

Partial 1 Bedroom
Basement Suite
Layout for
Flat Front Elevation
(Adds 10 Sq. Ft.)

Optional 2 Bedroom
Basement Room Layout
538 Sq. Ft. (Finished)

Optional 2 Bedroom
Basement Suite Layout
554 Sq. Ft. (Finished;
Must Add Optional Side Entry)



BASE FLOOR PLAN



FLOOR PLAN OPTIONS



ADDITIONAL OPTIONS

20'

THE ALEXANDER

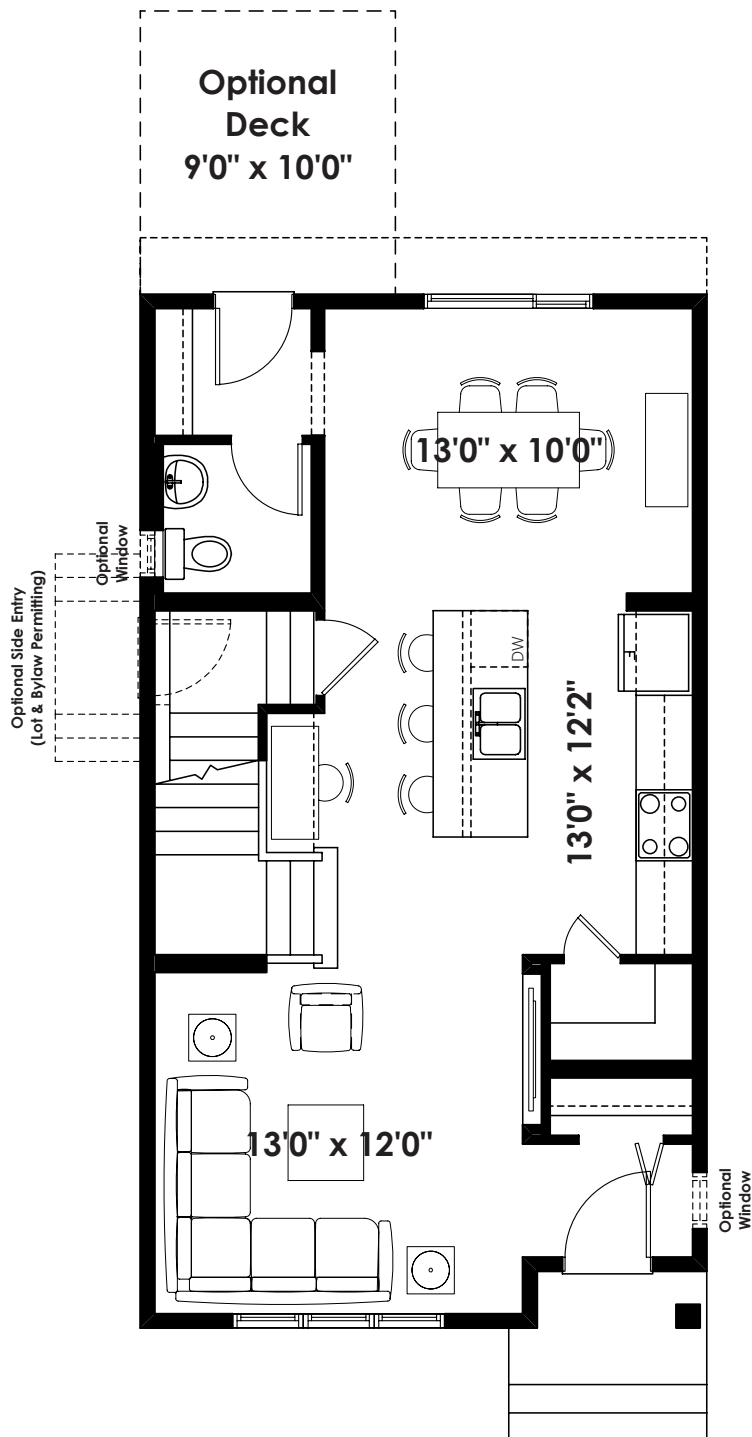
1,468+ SQ FT | 3 BED | 2.5 BATH



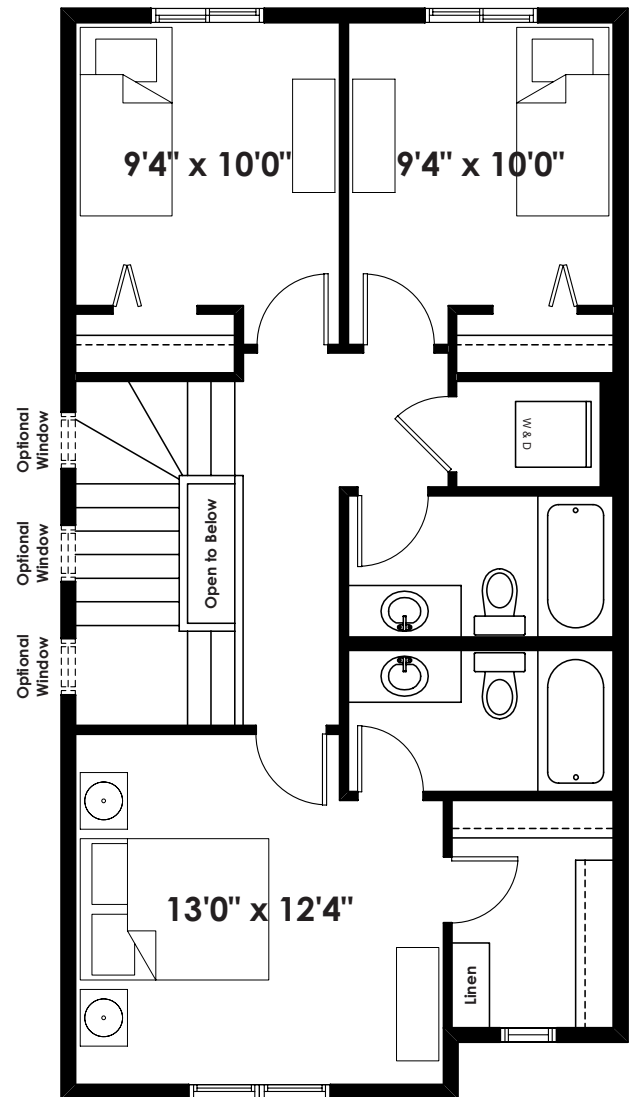
BETTER VALUE BY DESIGN
SINCE 1978 | HOMESBYAVI.COM

Homes by **AVI**

BASE FLOOR PLAN

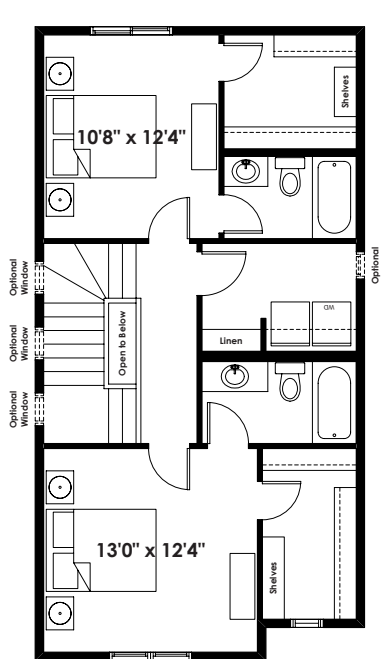


MAIN
718 SQ FT

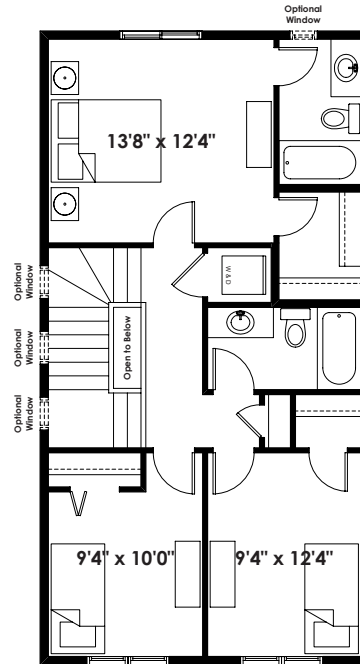


CLARKE
UPPER
750 SQ FT

FLOOR PLAN OPTIONS

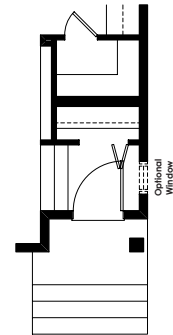
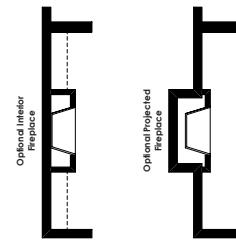


MUIR
Second Floor Plan
(Adds 0 Sq. Ft. to Second Floor)

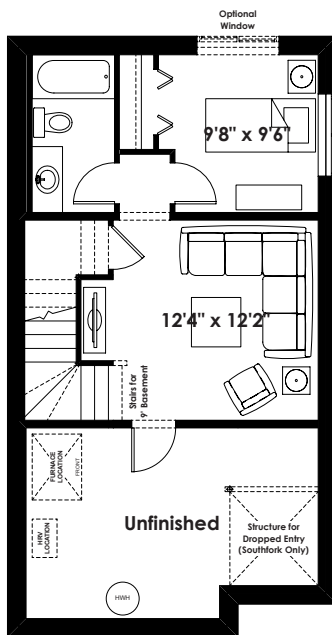


HENSON
Second Floor Plan
(Adds 12 Sq. Ft. to Second Floor)

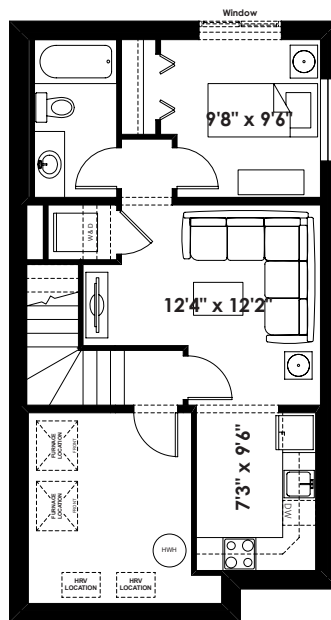
NOTE: THIS OPTIONAL SECOND FLOOR ONLY AVAILABLE WITH SELECT FLAT FRONT ELEVATIONS



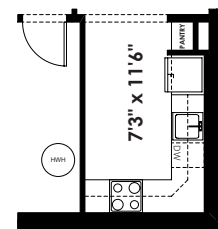
Dropped Entry
(Southfork Only)
(Adds 0 Sq. Ft. to Main Floor)



Alternate
Optional 1 Bedroom
Basement Room Layout
374 Sq. Ft. (Finished)



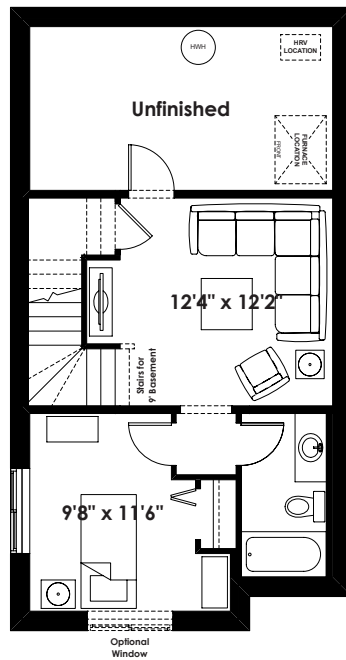
Optional 1 Bedroom
Basement Suite Layout
468 Sq. Ft. (Finished Area;
Must Add Optional Side Entry;
Must Add 9' Foundation Walls)



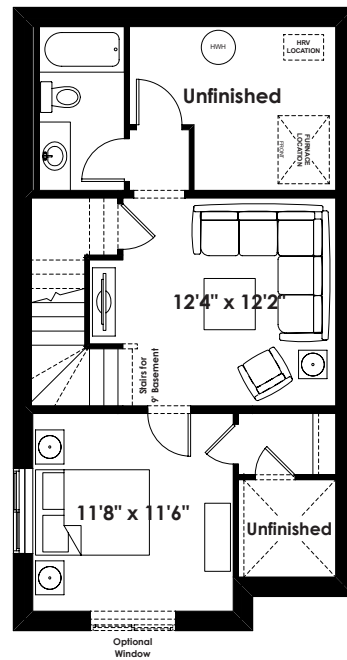
Partial Basement Suite Layout
for Flat Front Elevation
(Adds 12 Sq. Ft.)

ADDITIONAL
OPTIONS

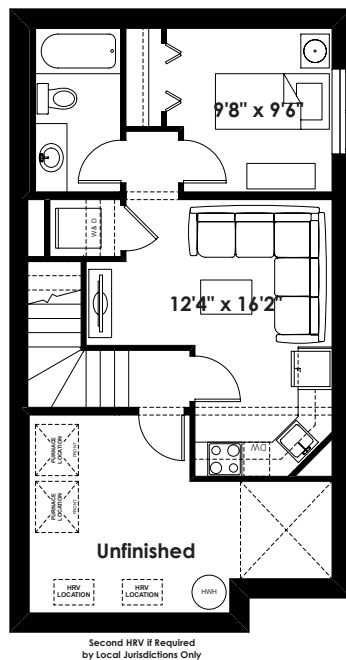
FLOOR PLAN OPTIONS



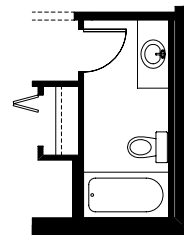
**Optional 1 Bedroom
Basement Room Layout
399 Sq. Ft. (Finished)**



**Optional 1 Bedroom
Basement Room Layout
With Dropped Entry (Southfork Only)
439 Sq. Ft. (Finished)**



**Optional 1 Bedroom
Basement Suite Layout
With Dropped Entry (Southfork Only)
419 Sq. Ft. (Finished Area;
Must Add Optional Side Entry;
Must Add 9' Foundation Walls)**



**Partial Basement Room Layout
for Flat Front Elevation
(Adds 12 Sq. Ft.)**

18'

THE FINLEY

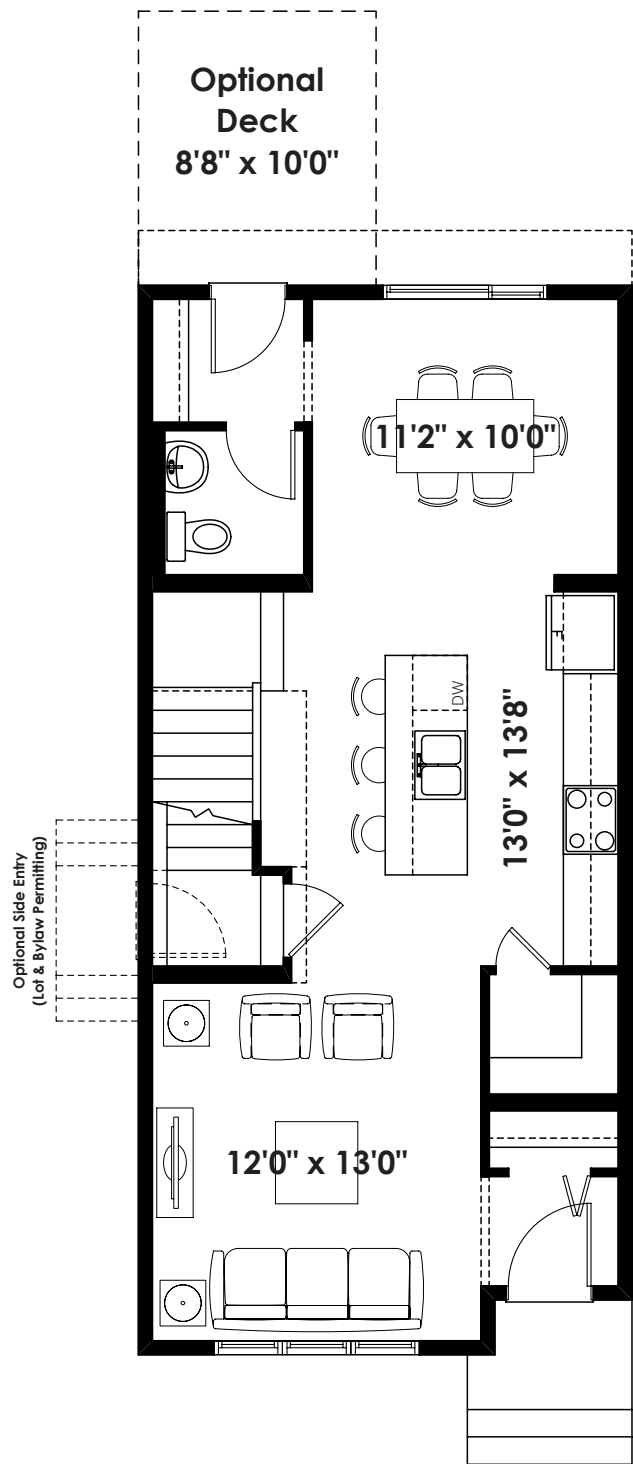
1,409+ SQ FT | 3 BED | 2.5 BATH



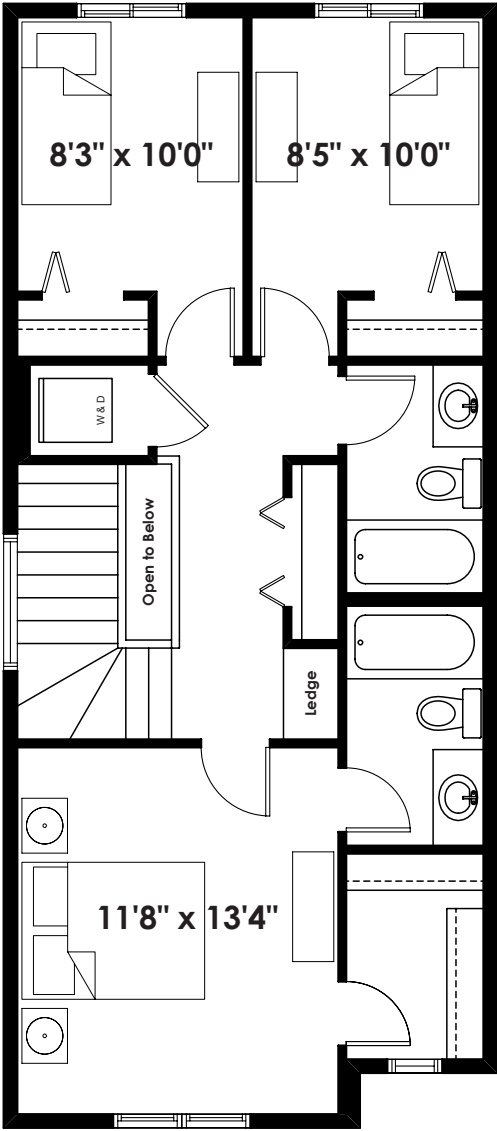
BETTER VALUE BY DESIGN
SINCE 1978 | HOMESBYAVI.COM

Homes by **AVI**

BASE FLOOR PLAN

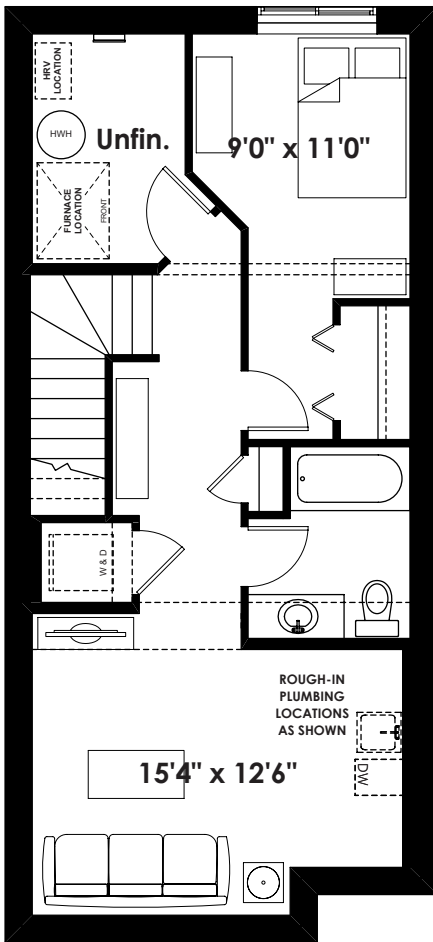


MAIN
692 SQ FT

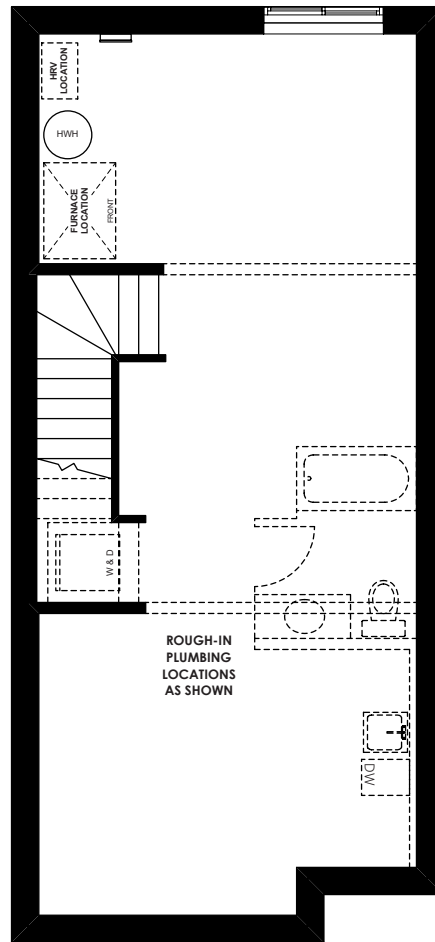


UPPER
717 SQ FT

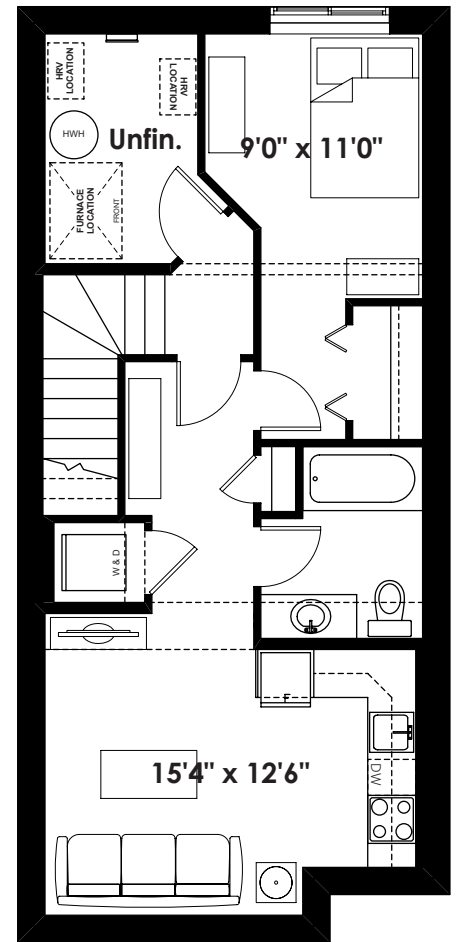
FLOOR PLAN OPTIONS



**Optional 1 Bedroom
Basement Room Layout
488 Sq. Ft. (Finished)**



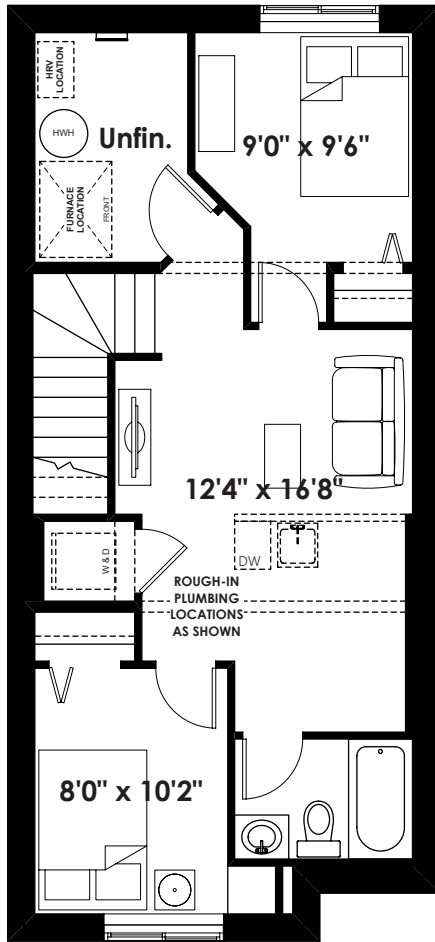
**Unfinished Basement
for 1 Bedroom Layout
(9' Foundation Walls)**



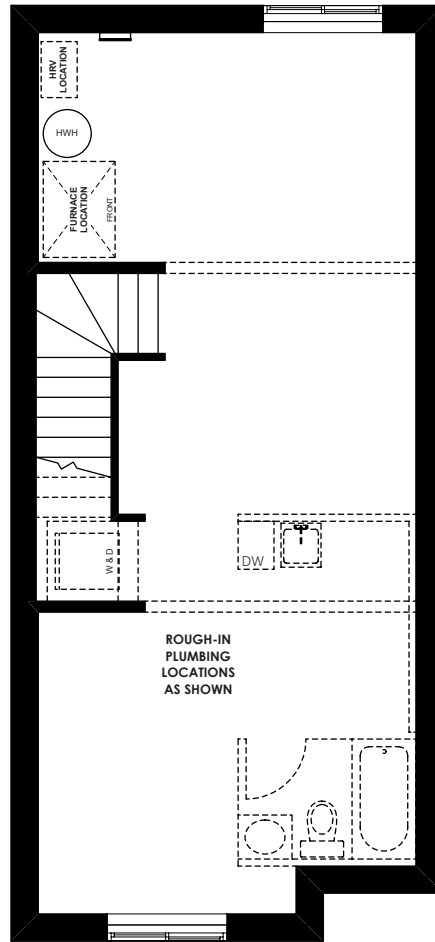
**Optional 1 Bedroom
Basement Suite Layout
504 Sq. Ft. (Finished)**

ADDITIONAL
OPTIONS

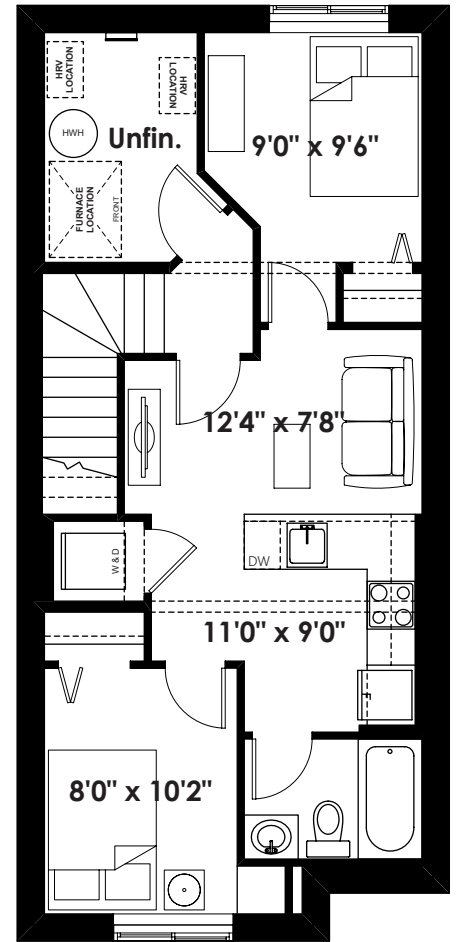
FLOOR PLAN OPTIONS



**Optional 2 Bedroom
Basement Room Layout
488 Sq. Ft. (Finished)**



**Unfinished Basement
for 2 Bedroom Layout
(9' Foundation Walls)**



**Optional 2 Bedroom
Basement Suite Layout
504 Sq. Ft. (Finished)**

18'

THE JADE

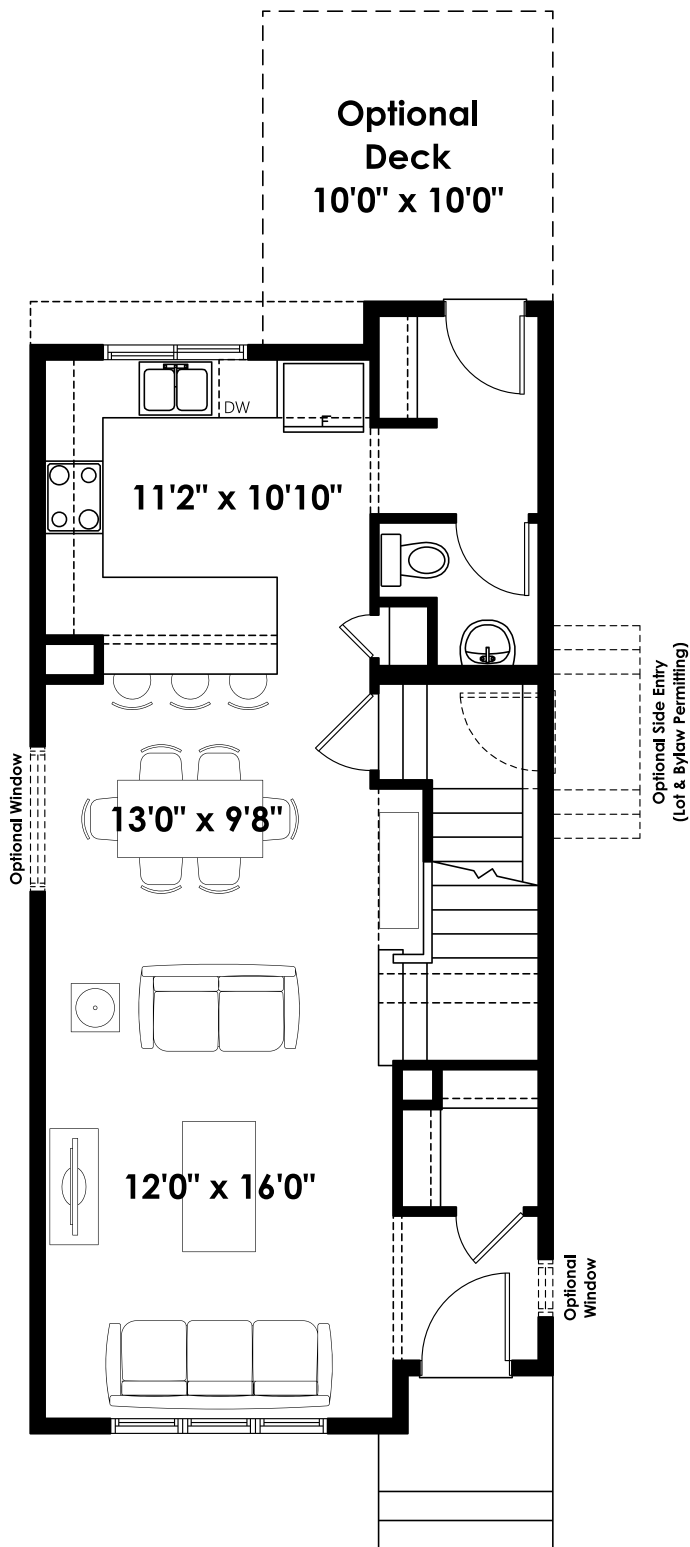
1,358+ SQ FT | 3 BED | 2.5 BATH



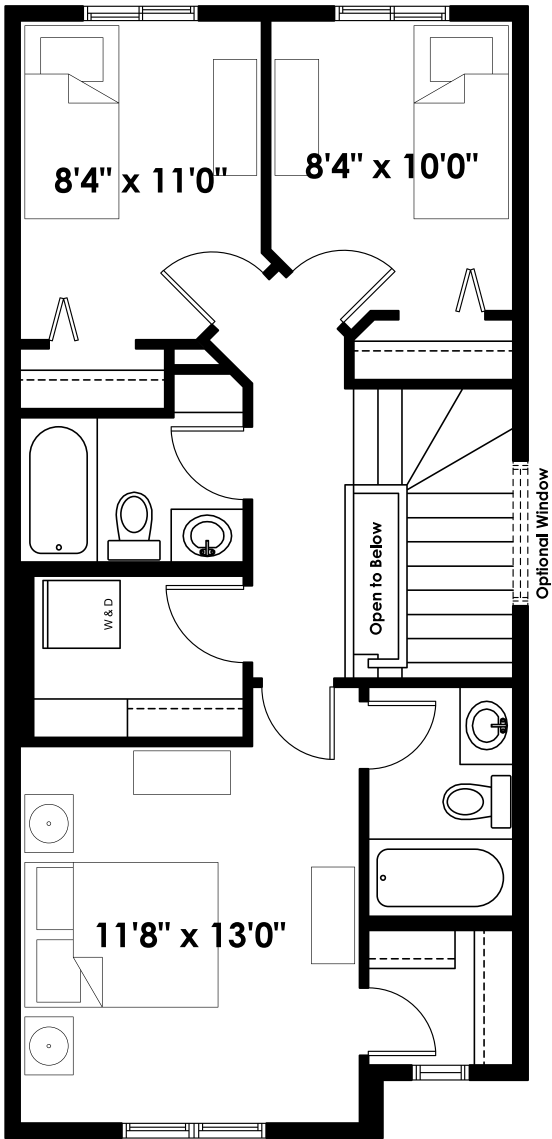
BETTER VALUE BY DESIGN
SINCE 1978 | HOMESBYAVI.COM

Homes by **AVI**

BASE FLOOR PLAN

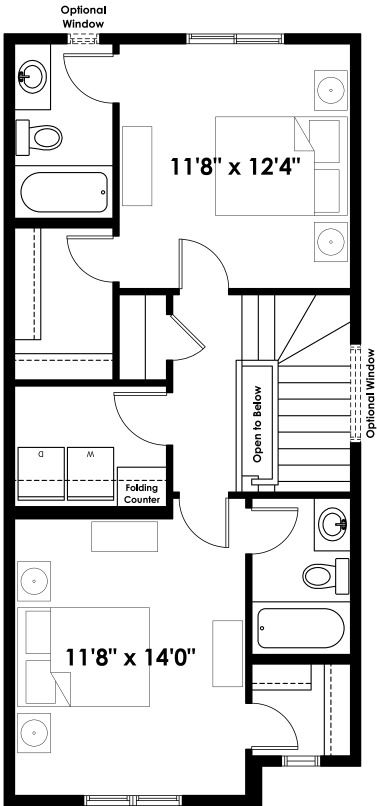


MAIN
675 SQ FT

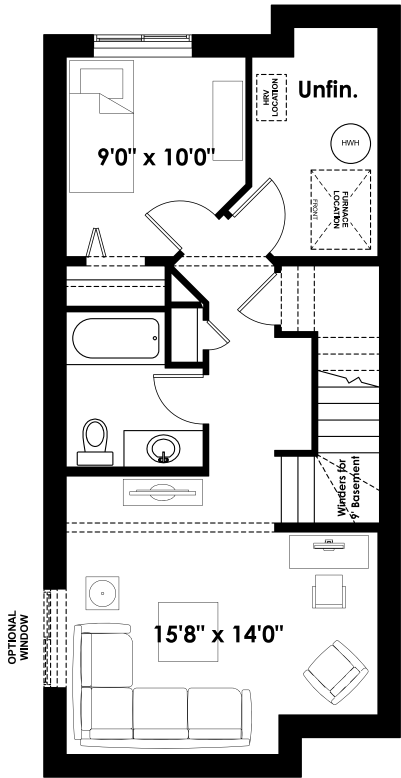


UPPER
683 SQ FT

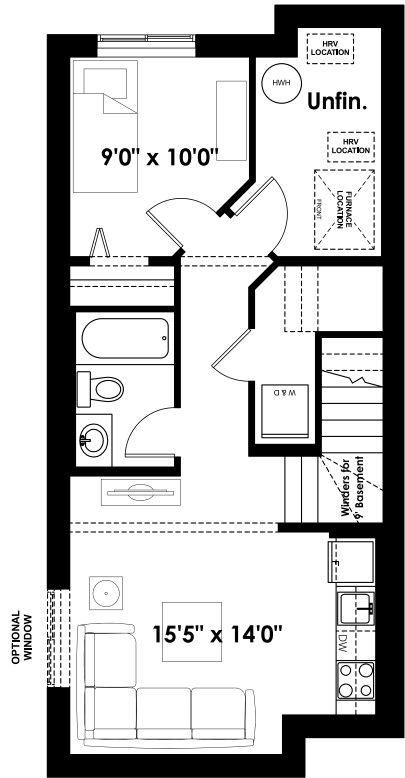
FLOOR PLAN OPTIONS



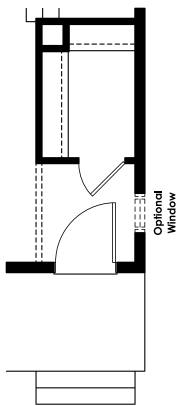
EMERSON
Second Floor Plan
(Adds 0 Sq. Ft. to Second Floor)



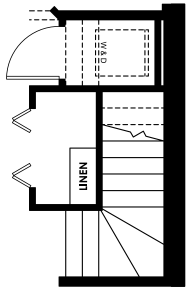
JADE
Optional Basement Room Layout
460 Sq. Ft. (Finished)



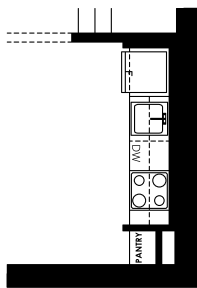
JADE
Optional Basement Suite Layout
481 Sq. Ft. (Finished;
Must Add Optional Side Entry)



Partial Main Floor
for Flat Front Elevation
(Adds 10 Sq. Ft.
to Main Floor)



Optional Laundry
Closet Below Stairs
in Basement Suite
for use with
9' Basement Only
(Adds 0 Sq.Ft)



Partial Basement Suite
Layout for
Flat Front Elevation
(Adds 10 Sq. Ft.)

BASEMENT SUITE MAY NOT CONFORM
TO ALL MUNICIPALITIES;
LAND USE BY-LAW & CODE MUST BE
REVIEWED PRIOR TO ACCEPTANCE

26'

THE LINCOLN

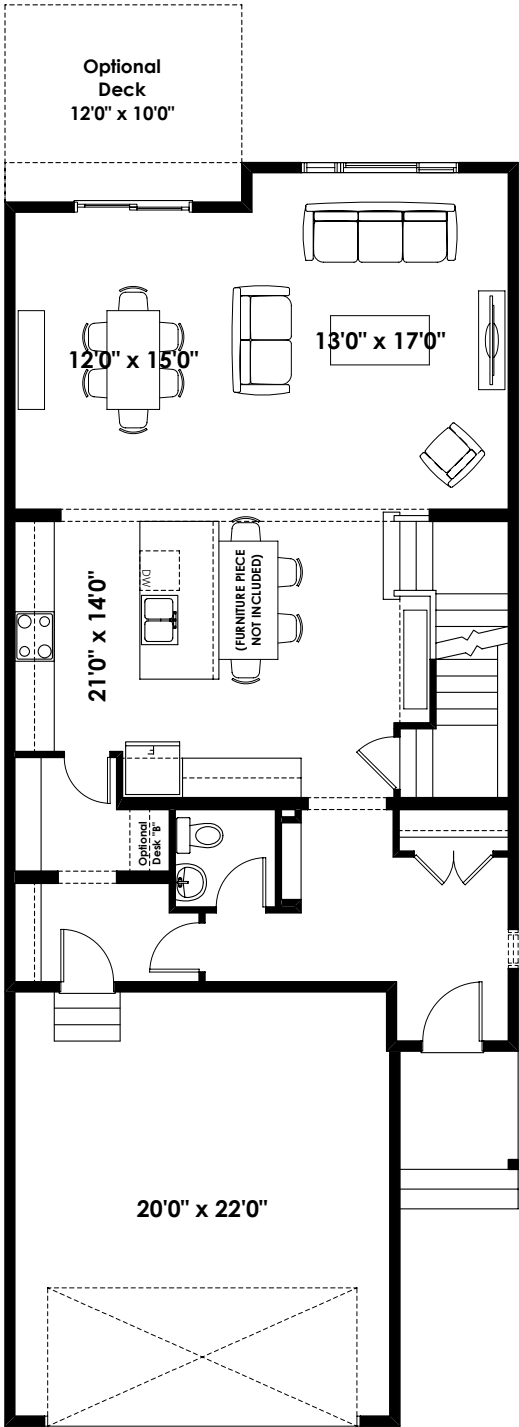
2,533+ SQ FT | 3 BED | 2.5 BATH



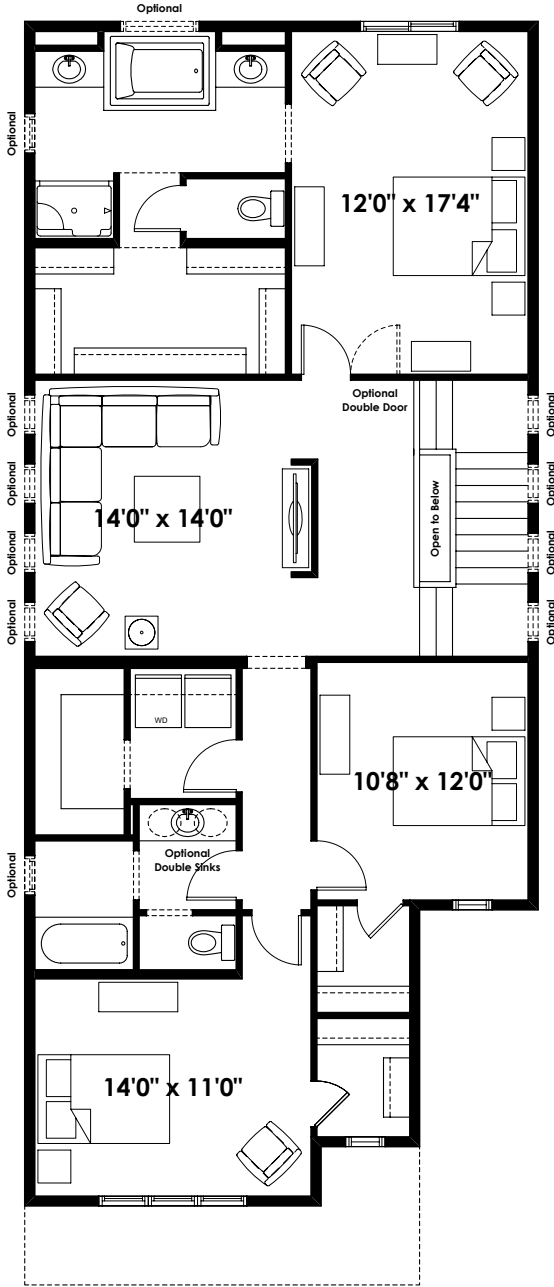
BETTER VALUE BY DESIGN
SINCE 1978 | HOMESBYAVI.COM

Homes by **AVI**

BASE FLOOR PLAN

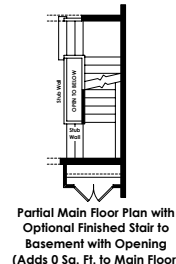
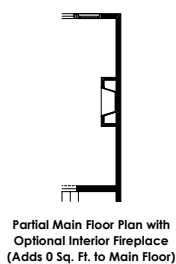
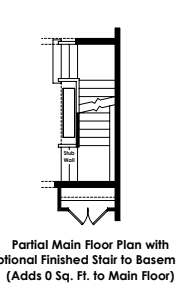
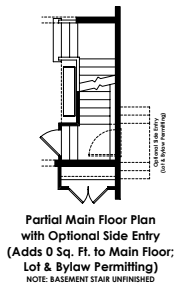
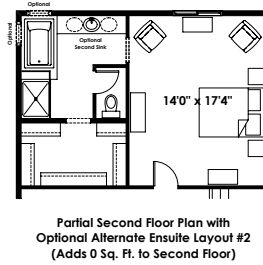
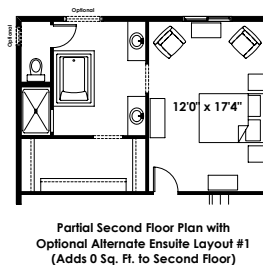
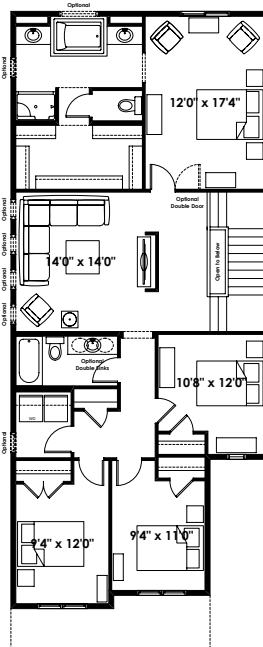
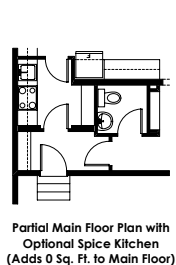
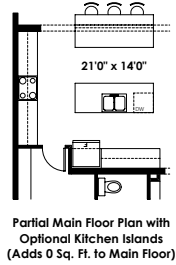
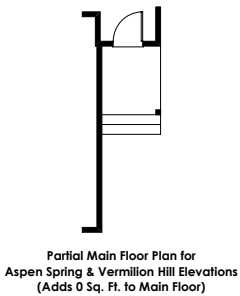
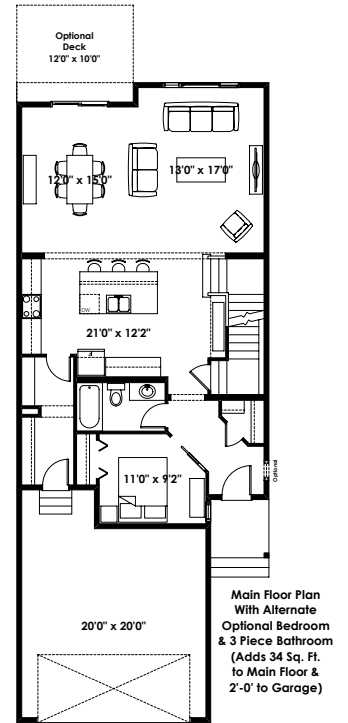
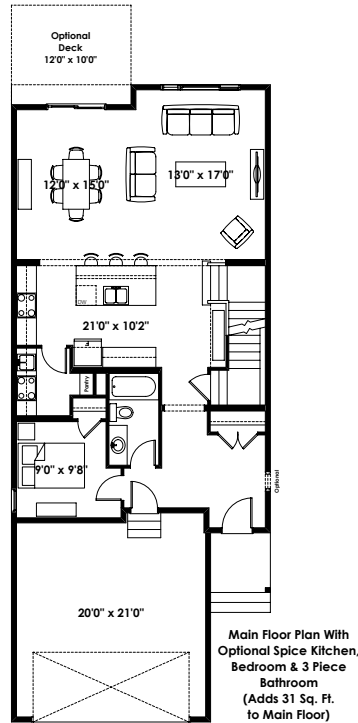
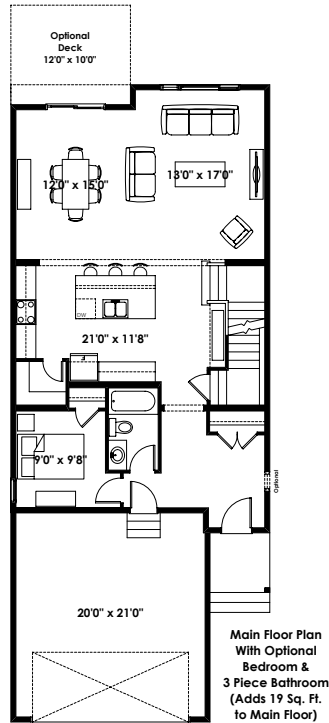
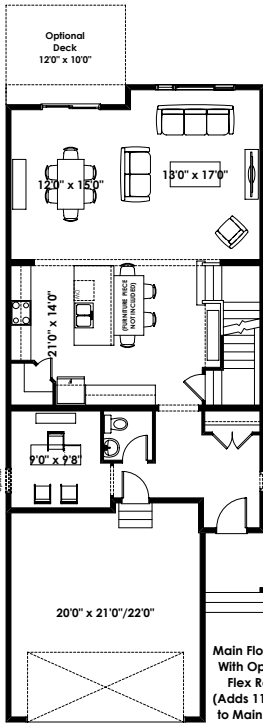


MAIN
1,088 SQ FT



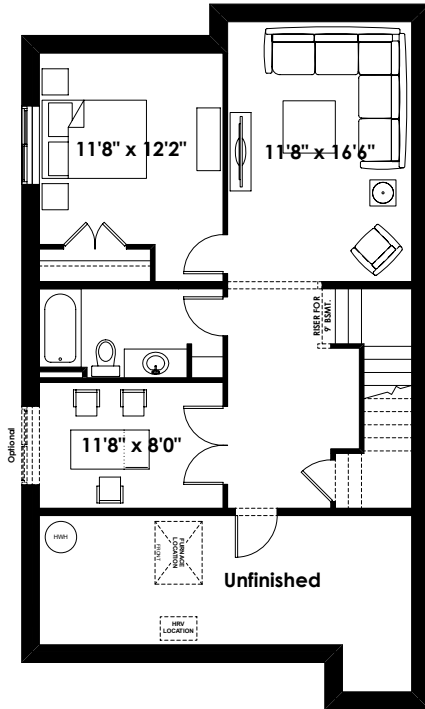
UPPER
1,445 SQ FT

FLOOR PLAN OPTIONS

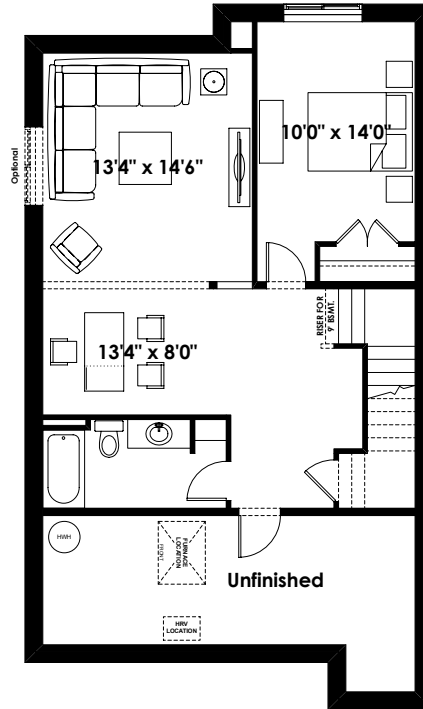


ADDITIONAL
OPTIONS

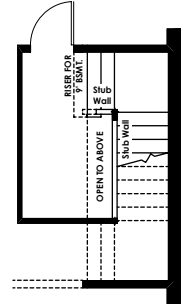
FLOOR PLAN OPTIONS



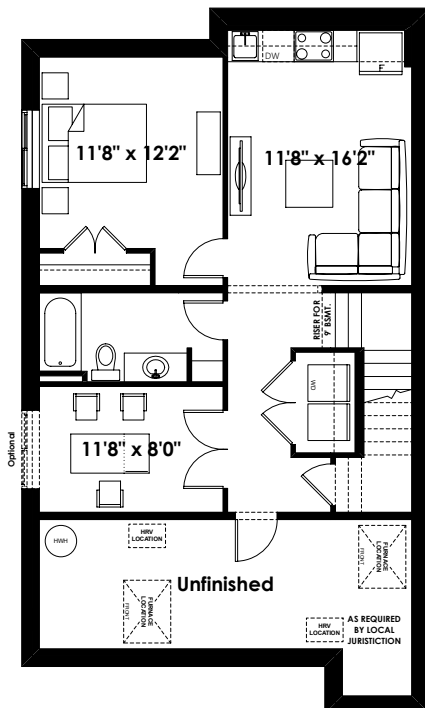
Optional Basement Room Layout
700 Sq. Ft. (Finished Area)



Alternate Optional Basement Room Layout
700 Sq. Ft. (Finished Area)

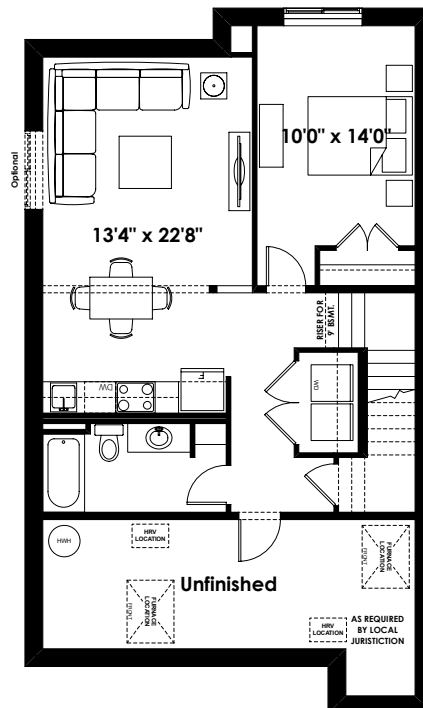


**Basement Landing for Optional
Finished Stair to Basement with
Opening (Must Add 60 Sq. Ft. of Finished
Basement Area Minimum)**



Optional Basement Suite Layout
700 Sq. Ft. (Finished Area;
Must Add Optional Side Entry)

BASEMENT SUITE MAY NOT CONFORM
TO ALL MUNICIPALITIES;
LAND USE BY-LAW & CODE MUST BE
REVIEWED PRIOR TO ACCEPTANCE



Alternate Optional Basement Suite Layout
700 Sq. Ft. (Finished Area;
Must Add Optional Side Entry)

BASEMENT SUITE MAY NOT CONFORM
TO ALL MUNICIPALITIES;
LAND USE BY-LAW & CODE MUST BE
REVIEWED PRIOR TO ACCEPTANCE

26'

THE TITUS

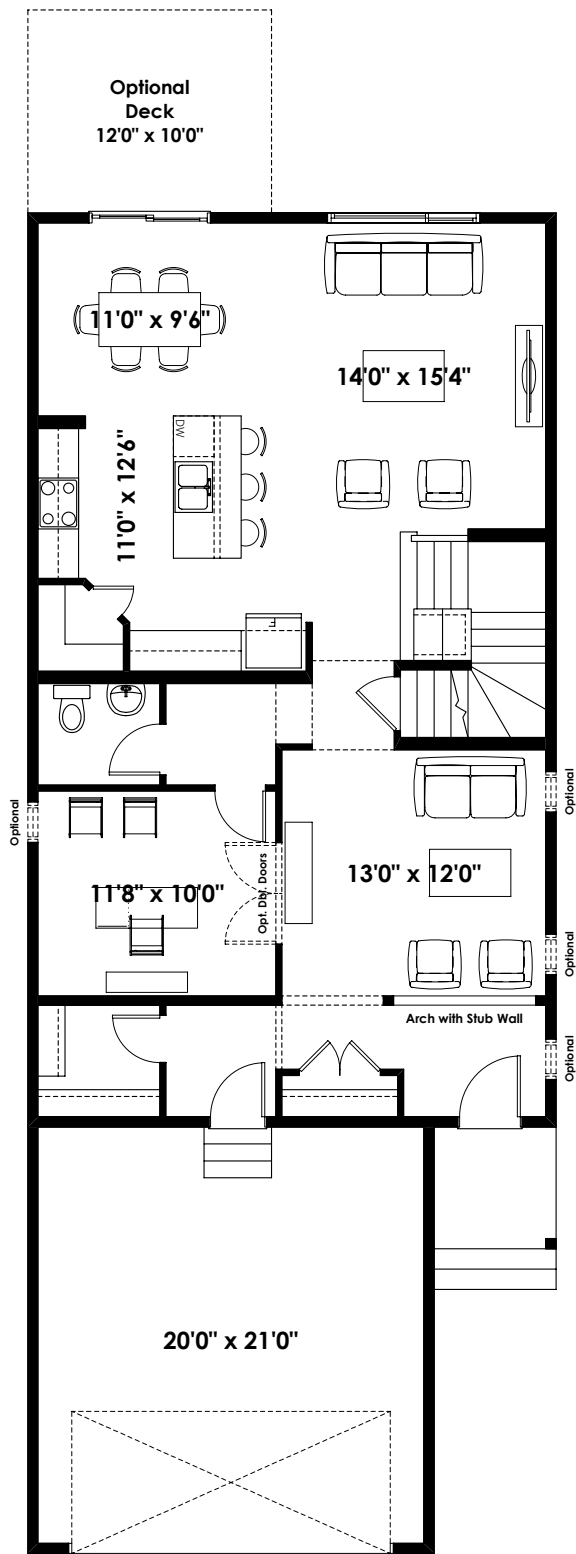
2,547+ SQ FT | 3 BED | 2.5 BATH



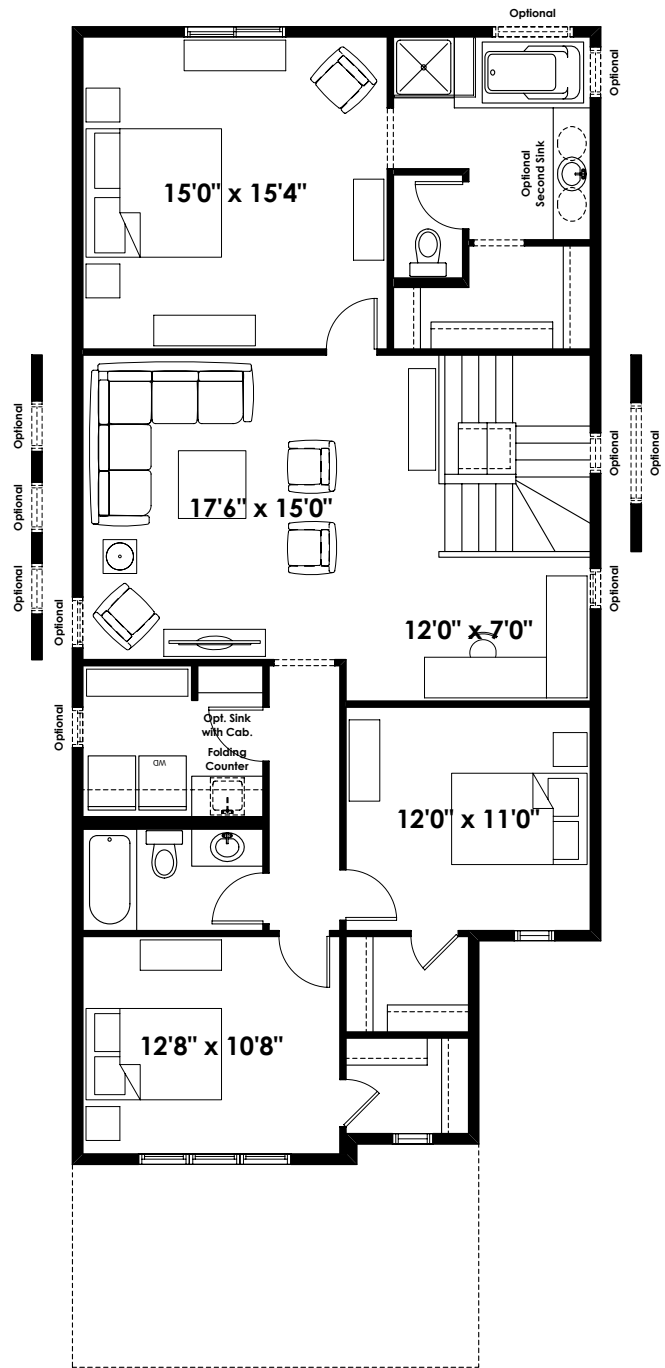
BETTER VALUE BY DESIGN
SINCE 1978 | HOMESBYAVI.COM

Homes by **AVI**

BASE FLOOR PLAN

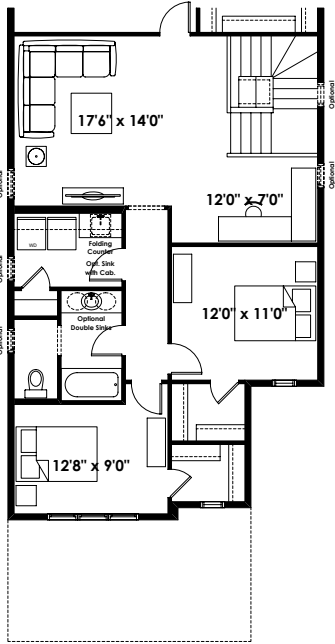


MAIN
1,170 SQ FT

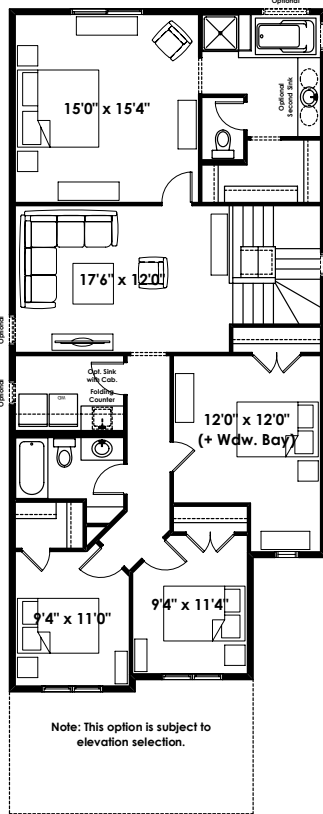


UPPER
1,377 SQ FT

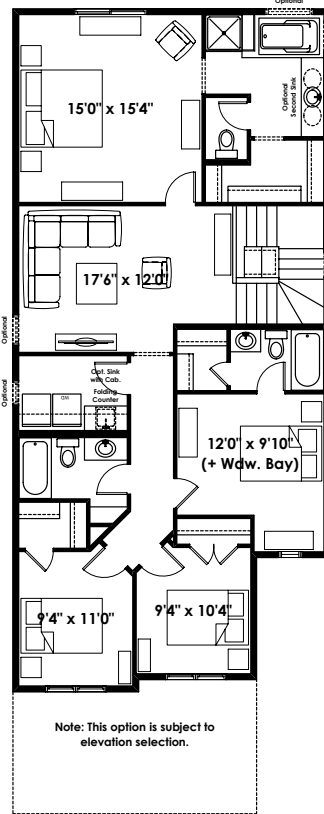
FLOOR PLAN OPTIONS



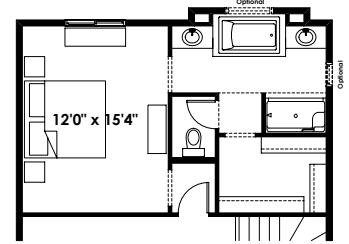
Partial Second Floor Plan with
Optional Alternate Main Bath #1
(Adds 0 Sq. Ft. to Second Floor;
Not available with Optional 4 Bedroom Layout)



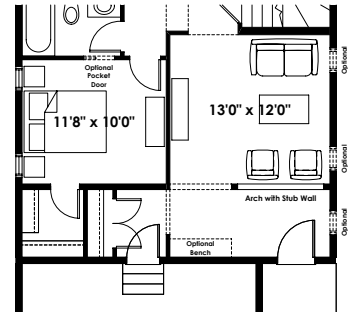
Second Floor Plan with
Optional 4 Bedroom Layout
(Removes 4 Sq. Ft. from Second Floor)



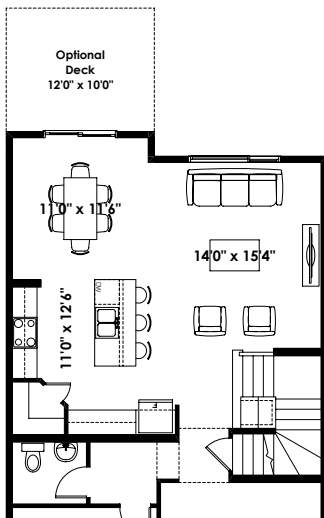
Second Floor Plan with
Optional 4 Bedroom Layout
With Second Ensuite
(Removes 4 Sq. Ft. from Second Floor)



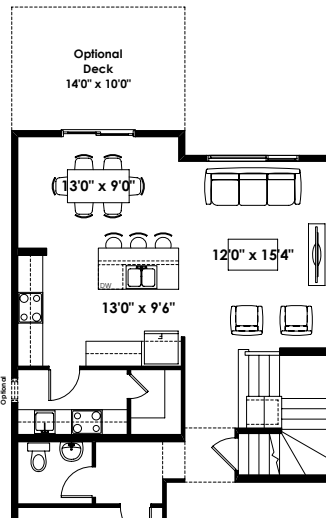
Partial Second Floor Plan with
Optional Alternate Ensuite #1
(Adds 10 Sq. Ft. to Second Floor)



Partial Main Floor Plan with
Optional Closet Location for
Use with Optional Bedroom & Bathroom
(Adds 0 Sq. Ft. to Main Floor)



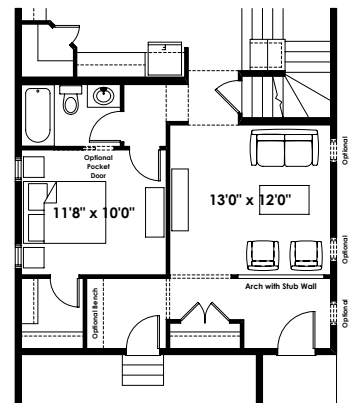
Partial Main Floor Plan
with Optional Eating Area Extension
(Adds 24 Sq. Ft. to Main Floor)



Partial Main Floor Plan
with Optional Spice Kitchen
(Adds 28 Sq. Ft. to Main Floor)



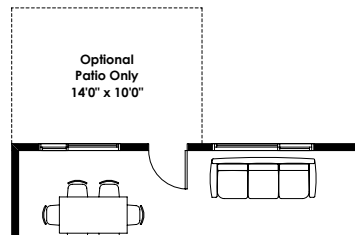
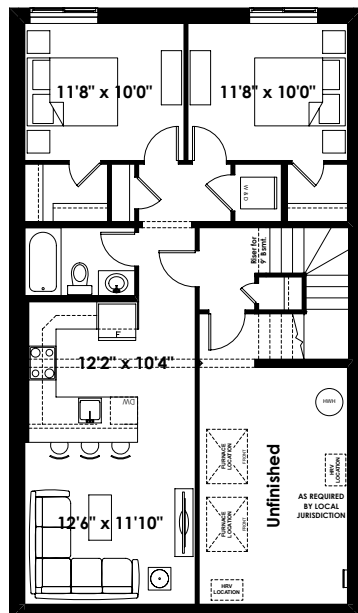
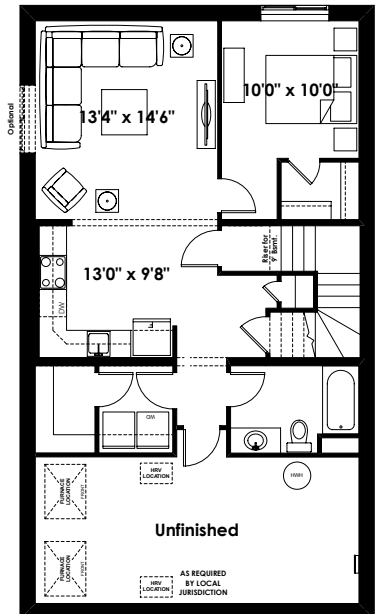
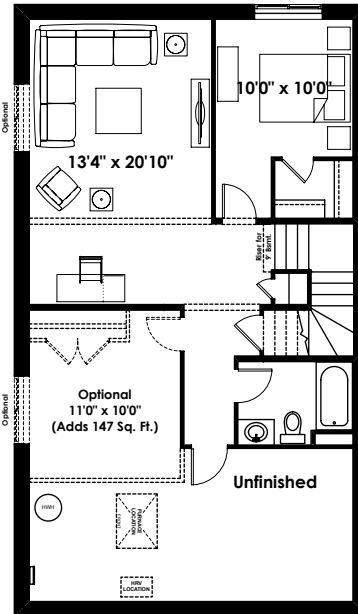
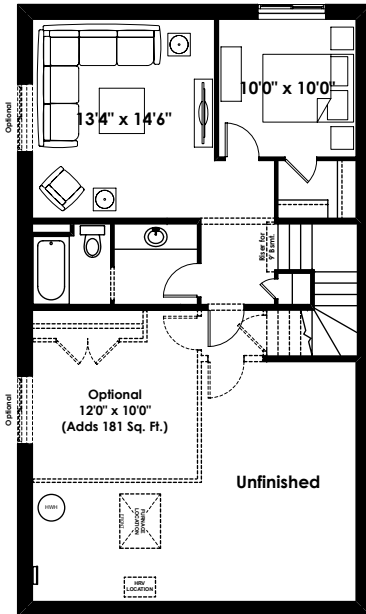
Partial Main Floor Plan with
Optional Interior Fireplace
(Adds 0 Sq. Ft. to Main Floor)



Partial Main Floor Plan with
Optional Bedroom & Bathroom
(Adds 0 Sq. Ft. to Main Floor)

ADDITIONAL
OPTIONS

FLOOR PLAN OPTIONS



Partial Main Floor Plan
for Optional Two Bedroom
Basement Suite Layout
(Adds 0 Sq. Ft. to Main Floor)

26'

THE ROSEMONT

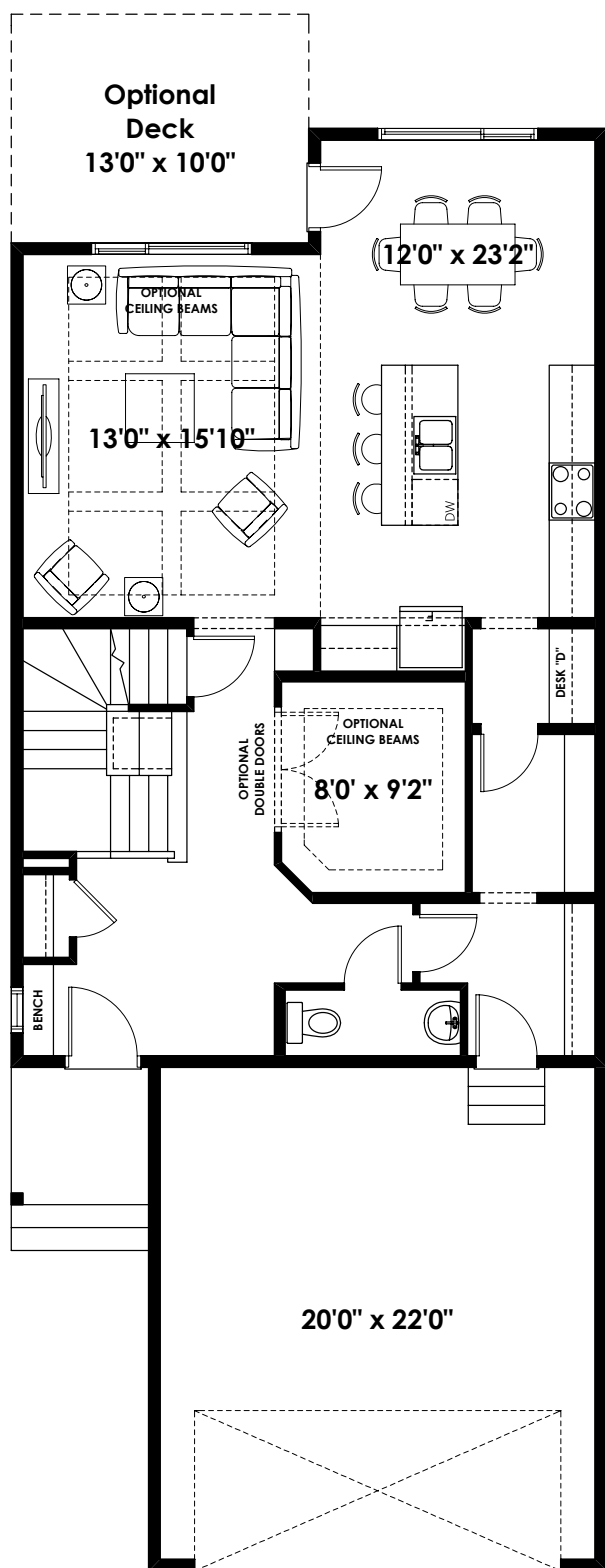
2,243+ SQ FT | 3 BED | 2.5 BATH



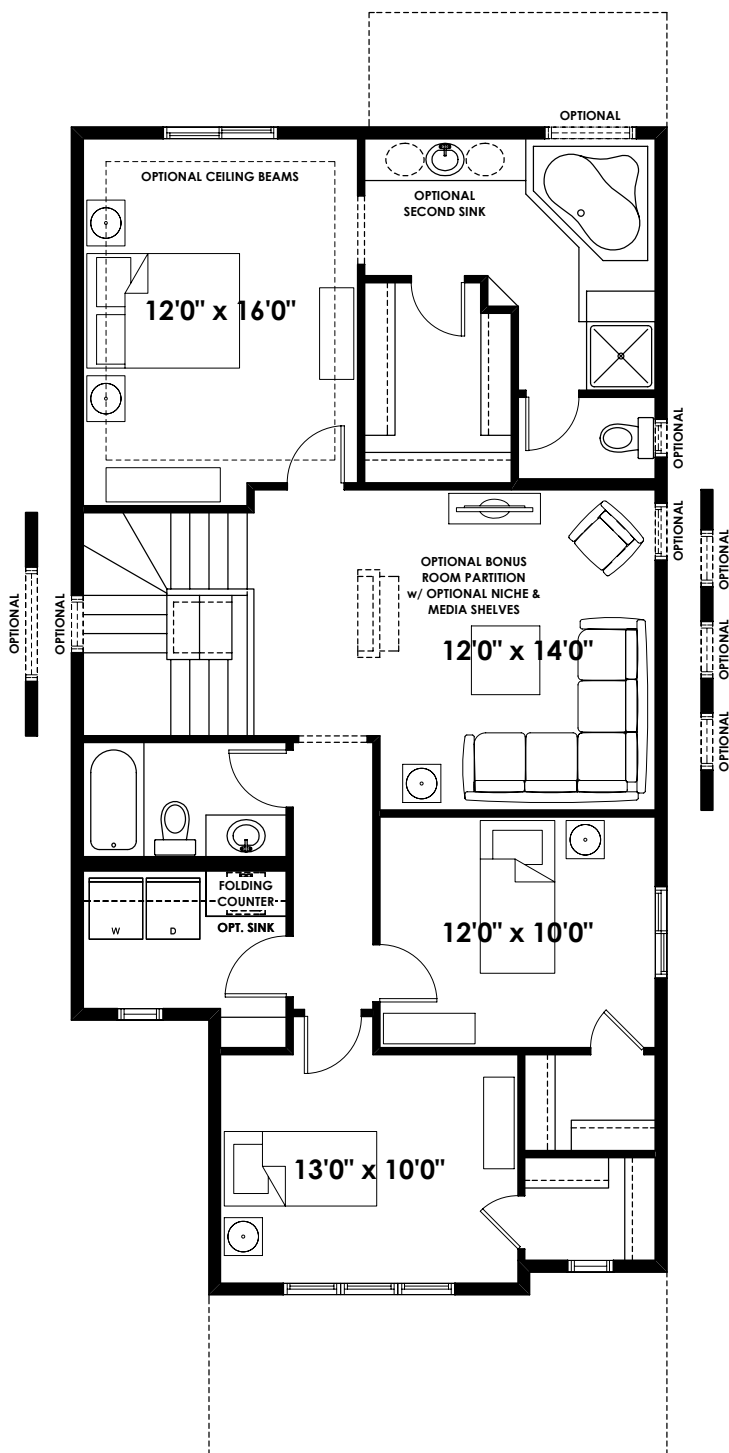
BETTER VALUE BY DESIGN
SINCE 1978 | HOMESBYAVI.COM

Homes by **AVI**

BASE FLOOR PLAN

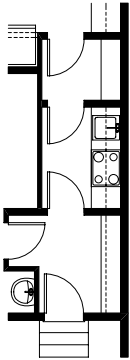


MAIN
1,001 SQ FT

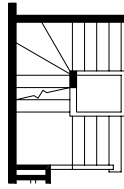


UPPER
1,242 SQ FT

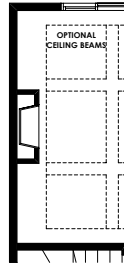
FLOOR PLAN OPTIONS



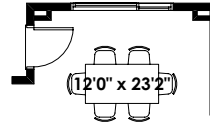
Partial Main Floor Plan with
Optional Spice Kitchen
(Adds 0 Sq. Ft. to Main Floor)



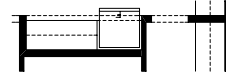
Partial Main Floor Plan with
Optional Finished Stair to
Basement with Opening
(Adds 0 Sq. Ft. to Main Floor;
Must Add 60 Sq. Ft. of Finished
Basement Area Minimum)



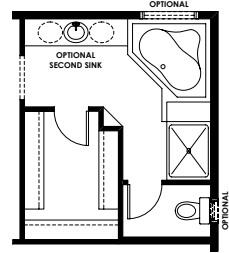
Partial Main Floor Plan with
Optional Interior Fireplace
(Adds 0 Sq. Ft. to Main Floor)



Eating Area For Use With
Optional Upgraded Ensuite #4
(Adds 0 Sq. Ft. to Main Floor)

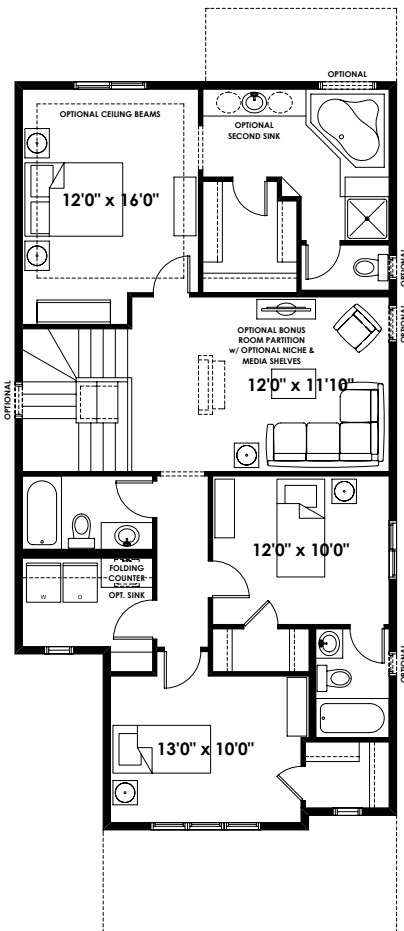


Partial Main Floor Plan with
Optional Cabinet Extension
to Fridge Wall
(Adds 0 Sq. Ft. to Main Floor)

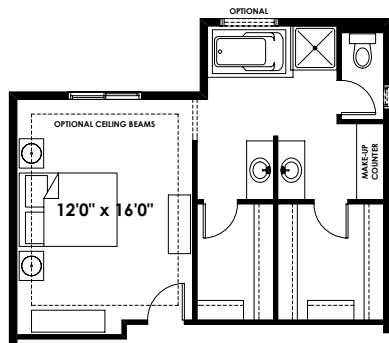


Partial Second Floor Plan with
Optional Upgraded Ensuite #1
(Adds 0 Sq. Ft. to Second Floor)

Not Available with Optional Second Floor
with Ensuite for Bedroom 2

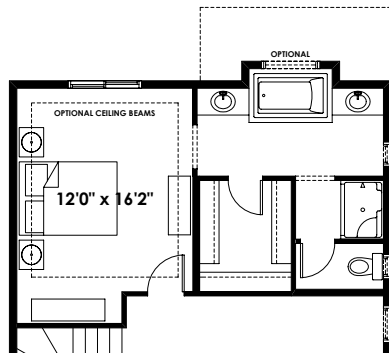


Optional Second Floor Plan
with Ensuite for Bedroom 2
for Rosemont - Base Elevation
(Adds 0 Sq. Ft. to Second Floor)

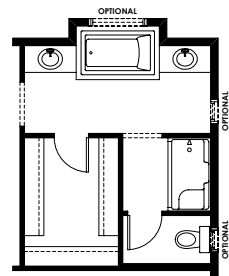


Partial Second Floor Plan with
Optional Upgraded Ensuite #4
(Adds 65 Sq. Ft. to Second Floor)

Not Available with Optional Second Floor
with Ensuite for Bedroom 2

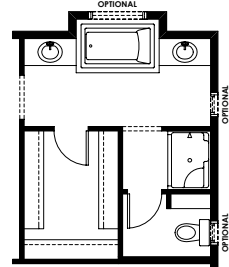


Partial Second Floor Plan with
Optional Upgraded Ensuite
for Use with Optional Second Floor
with Ensuite for Bedroom 2
(Adds 9 Sq. Ft. to Second Floor)



Partial Second Floor Plan with
Optional Upgraded Ensuite #3
(Adds 9 Sq. Ft. to Second Floor)

Not Available with Optional Second Floor
with Ensuite for Bedroom 2

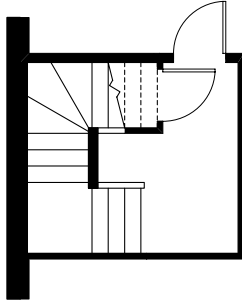


Partial Second Floor Plan with
Optional Upgraded Ensuite #2
(Adds 9 Sq. Ft. to Second Floor)

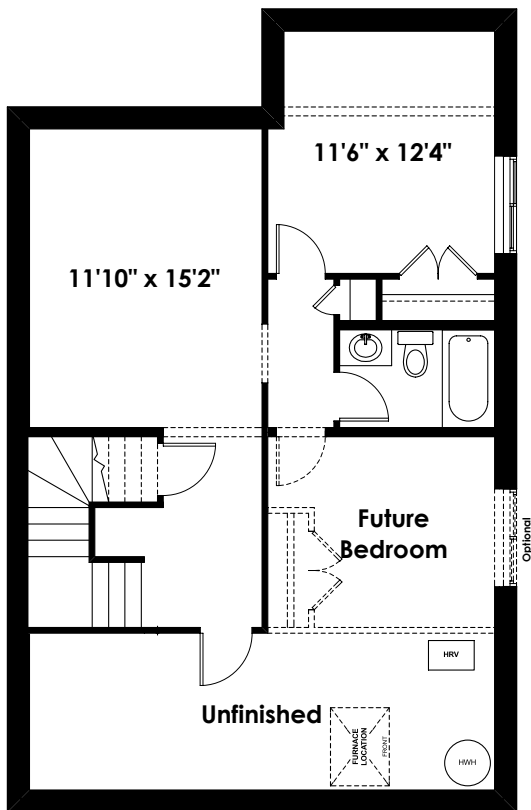
Not Available with Optional Second Floor
with Ensuite for Bedroom 2

ADDITIONAL
OPTIONS

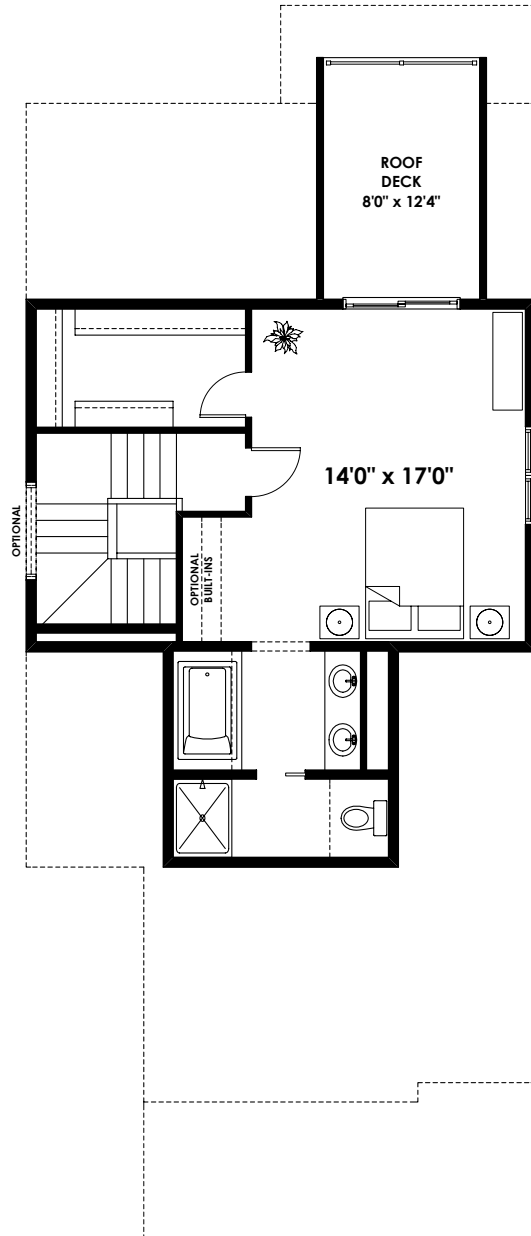
FLOOR PLAN OPTIONS



**Basement Landing for Optional
Finished Stair to Basement with Opening
Adds 60 Sq. Ft. (Finished Area)
(Not Included in Contract)**



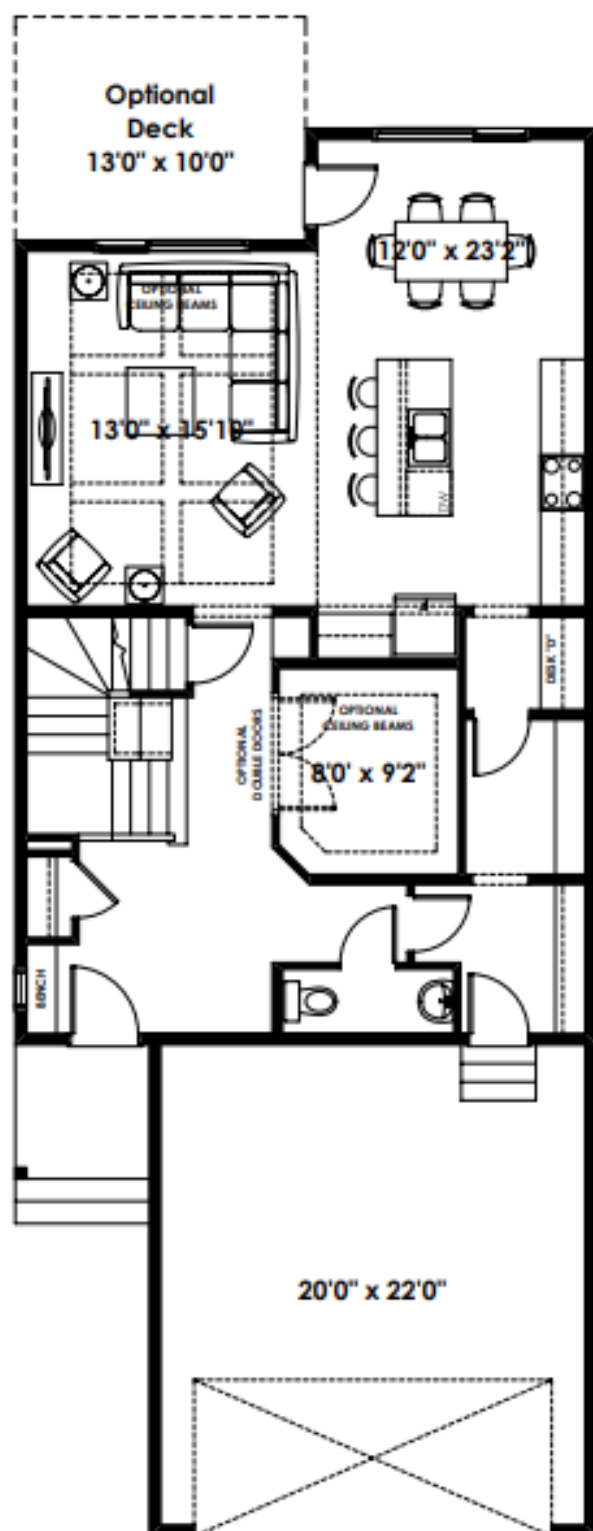
**Optional Basement Room Layout
527 Sq. Ft. (Finished Area)**



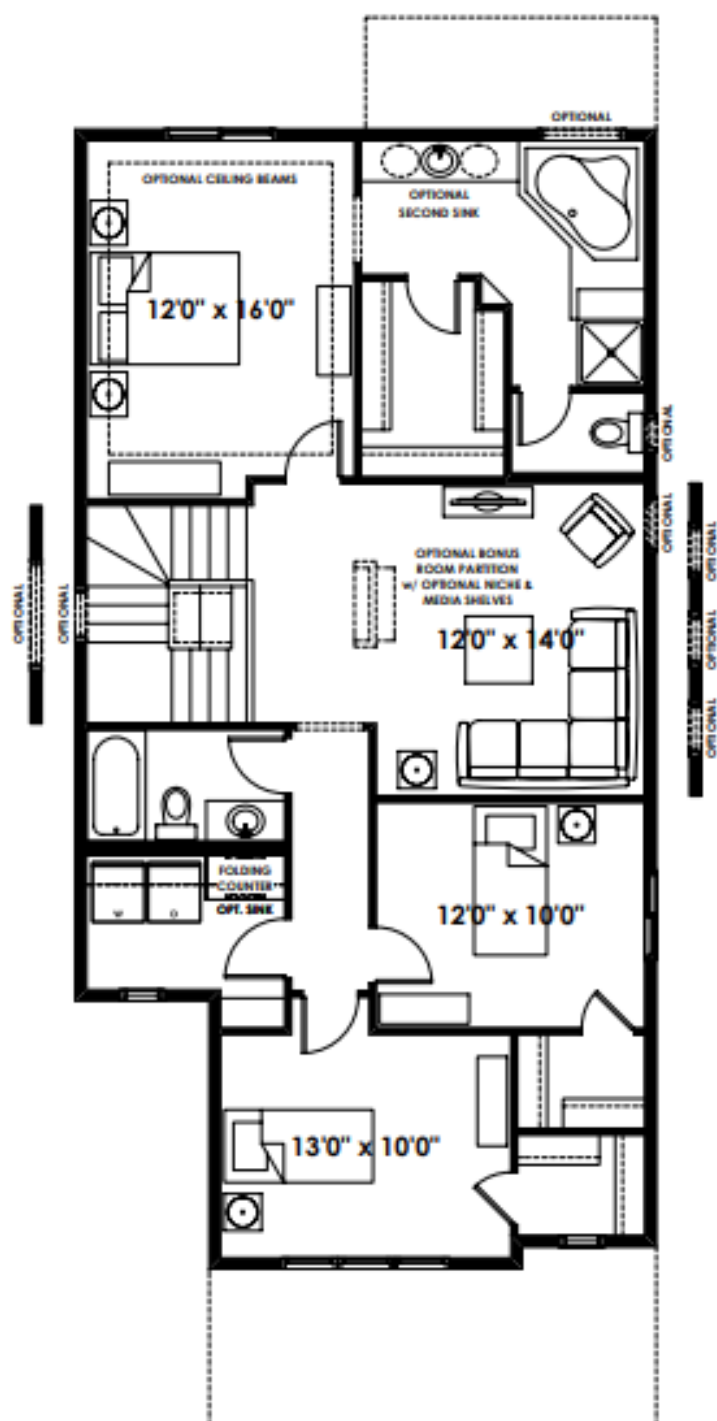
**Optional Third Floor Plan for
Rosemont - Base Elevation
(Adds 589 Sq. Ft.)**

**Note: Subject to Approval of Selected Elevation
Not available with Optional Upgraded Ensuite #4**

BASE FLOOR PLAN



MAIN
1,001 SQ FT



UPPER
1,242 SQ FT

26'

THE HAWTHORNE

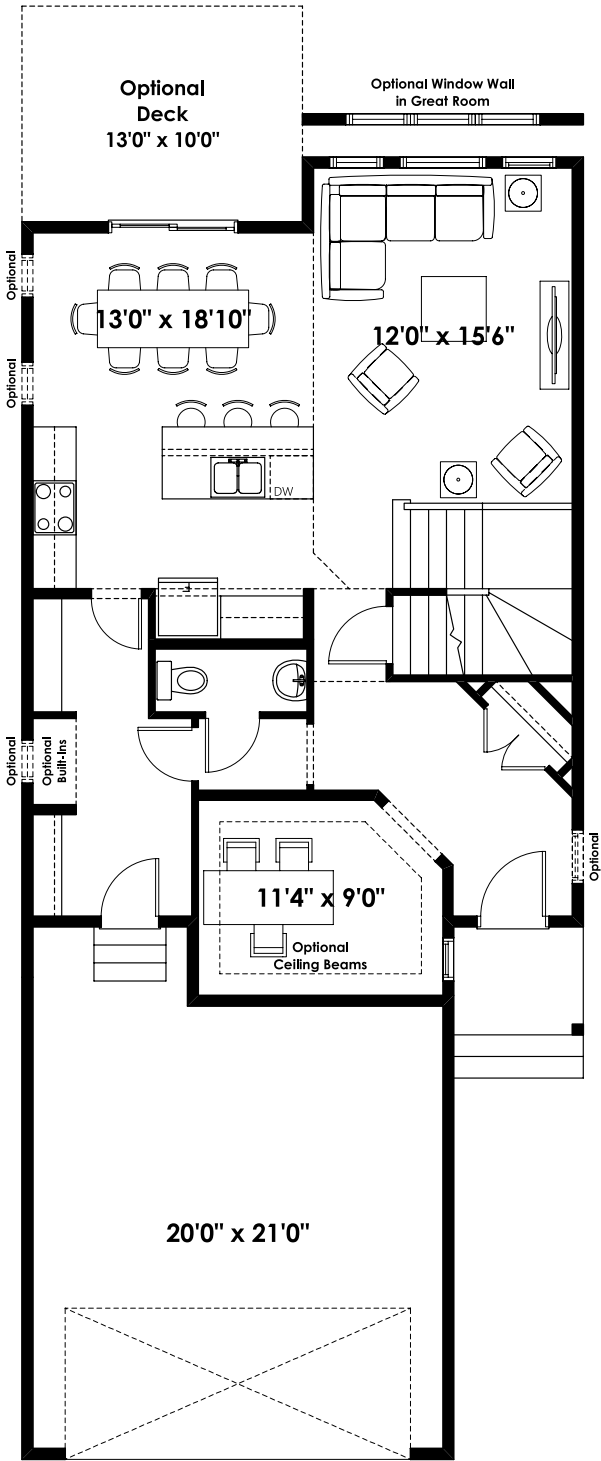
2,118+ SQ FT | 3 BED | 2.5 BATH



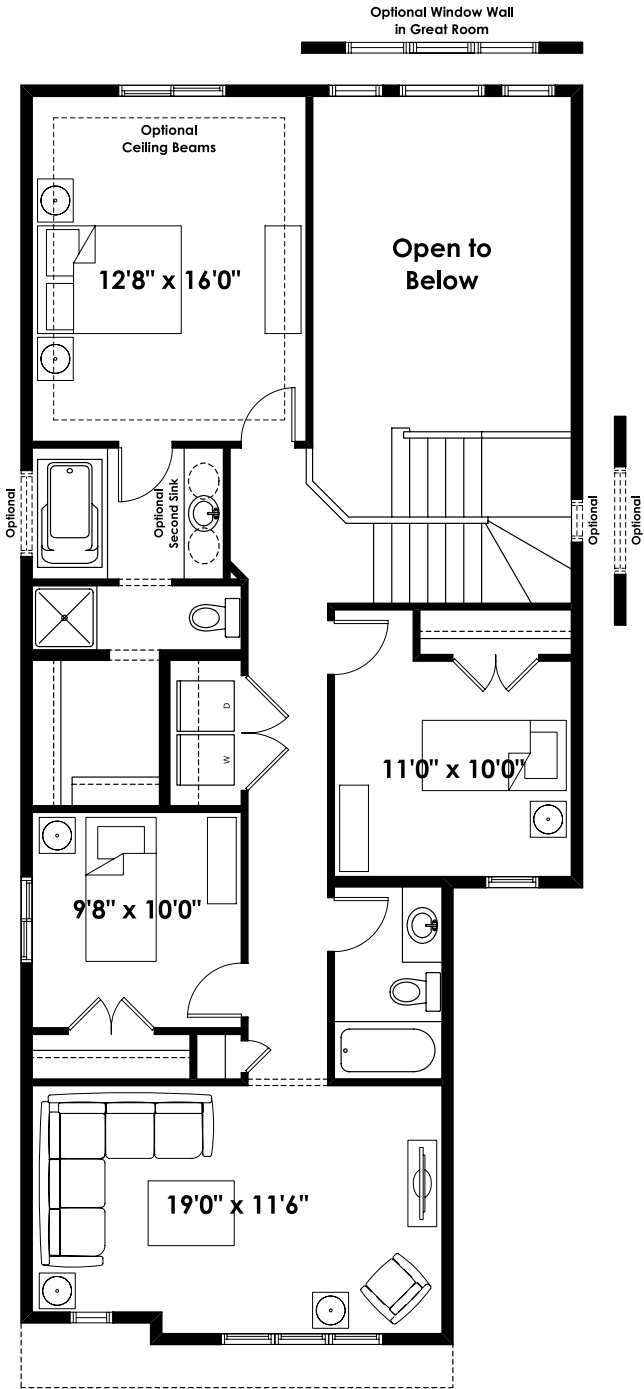
BETTER VALUE BY DESIGN
SINCE 1978 | HOMESBYAVI.COM

Homes by **AVI**

BASE FLOOR PLAN

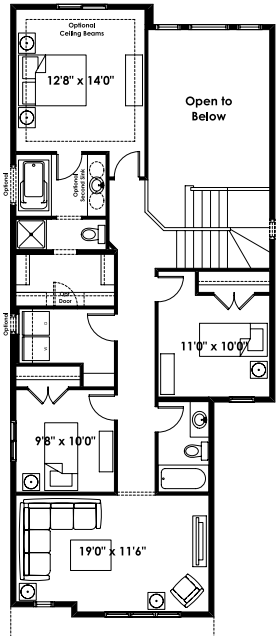


MAIN
934 SQ FT

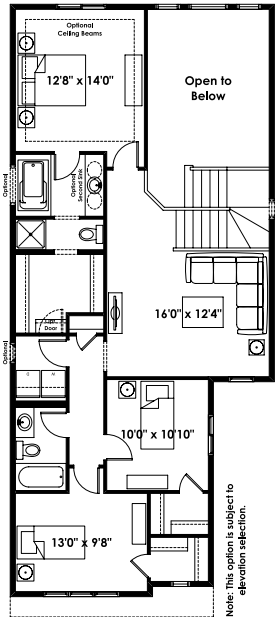


UPPER
1,184 SQ FT

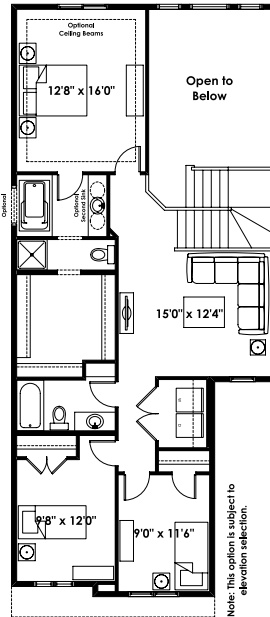
FLOOR PLAN OPTIONS



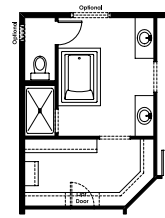
Second Floor Plan with
Laundry Room
for Hawthorne - Base Elevation
(Adds 28 Sq. Ft. to Second Floor
Must be Combined with Optional
Kitchen / Nook Extension)



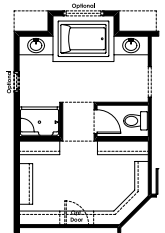
Second Floor Plan with
3 Bedrooms, Loft and Laundry Room
for Hawthorne - Base Elevation
(Adds 0 Sq. Ft. to Second Floor)



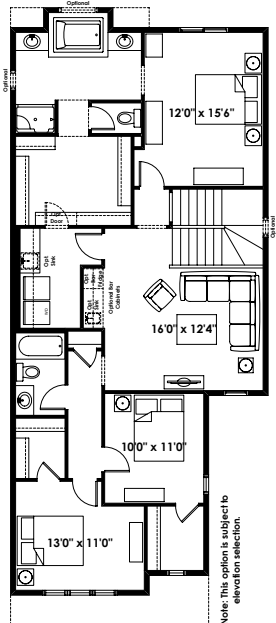
Second Floor Plan with
3 Bedrooms and Loft
for Hawthorne - Base Elevation
(Removes 2 Sq. Ft. from Second Floor)



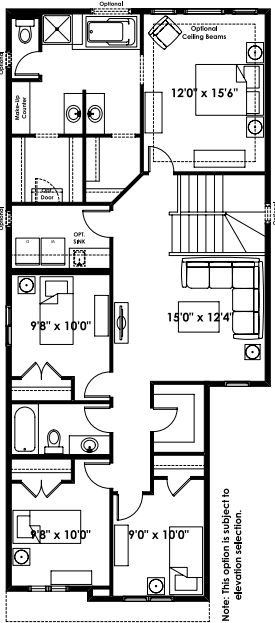
Optional Upgraded Ensuite #2 for
Use with Second Floor Plan
with 4 Bedrooms, Upgraded Ensuite,
Loft and Laundry Room
(Adds 198 Sq. Ft. to Second Floor
Must be combined with Optional
Kitchen/Nook Extension)



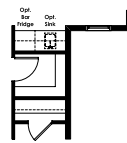
Optional Upgraded Ensuite #1 for
Use with Second Floor Plan
with 4 Bedrooms, Upgraded Ensuite,
Loft and Laundry Room
(Adds 212 Sq. Ft. to Second Floor
Must be combined with Optional
Kitchen/Nook Extension)



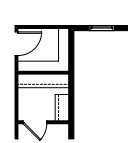
Second Floor Plan with
3 Bedrooms, Upgraded Ensuite,
Loft and Laundry Room
for Hawthorne - Base Elevation
(Adds 185 Sq. Ft. to Second Floor;
Must be combined with Optional
Kitchen/Nook Extension)



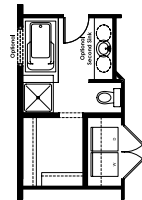
Second Floor Plan with
4 Bedrooms, Upgraded Ensuite,
Loft and Laundry Room
for Hawthorne - Base Elevation
(Adds 198 Sq. Ft. to Second Floor
Must be combined with Optional
Kitchen/Nook Extension)



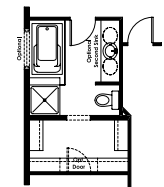
Optional Loft Bar
for use with Second
Floor Plan with 4 Bedrooms,
Upgraded Ensuite, Loft
and Laundry Room
(Adds 198 Sq. Ft. to Second
Floor; Must be used with
Optional Kitchen/Nook Extension)



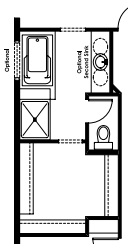
Optional Walk-in Closet
for use with Second
Floor Plan with 4 Bedrooms,
Upgraded Ensuite, Loft
and Laundry Room
(Adds 198 Sq. Ft. to Second
Floor; Must be used with
Optional Kitchen/Nook Extension)



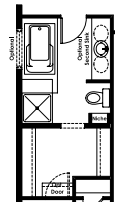
Partial Second Floor Plan with
Optional Glass Wall Shower Walls
(Adds 0 Sq. Ft. to Second Floor)



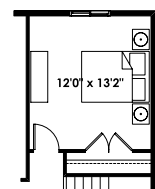
Partial Second Floor Plan with
Optional Glass Shower Walls for
Use with Second Floor with
Laundry Room
(Adds 28 Sq. Ft. to Second Floor)



Partial Second Floor Plan with
Optional 48" Shower with
Glass Walls and Toilet Room for
Use with Second Floor Plan with
3 Bedrooms and Loft
(Removes 2 Sq. Ft. from Second Floor)

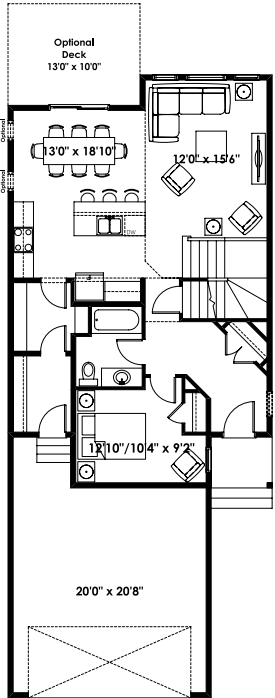


Partial Second Floor Plan with
Optional Glass Wall Shower for
Use with Second Floor Plan with
3 Bedrooms, Loft and
Laundry Room
(Adds 0 Sq. Ft. to Second Floor)

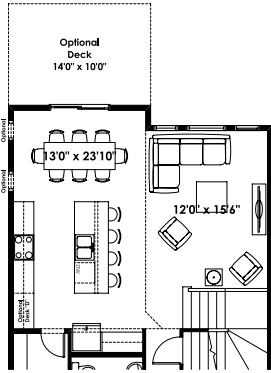


Partial Second Floor Plan
with Optional Fourth Bedroom
(Adds 200 Sq. Ft. to Second Floor)

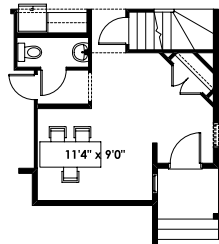
FLOOR PLAN OPTIONS



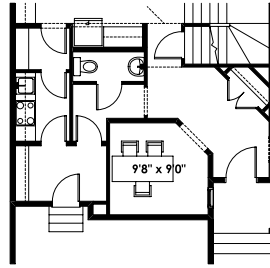
Main Floor Plan with Optional Main Floor Bedroom & 3 Piece Bathroom for Hawthorne - Base Elevation (Adds 24 Sq. Ft. to Main Floor; Adds 1'-0" to Garage Length)



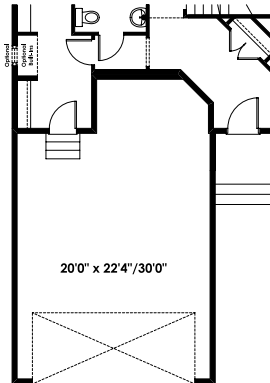
Partial Main Floor Plan with Optional Kitchen / Nook Extension (Adds 67 Sq. Ft. to Main Floor)



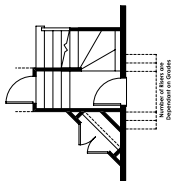
Optional Open Flex Room (Adds 5 Sq. Ft. to Main Floor)



Partial Main Floor Plan with Optional Spice Kitchen (Adds 17 Sq. Ft. to Main Floor)

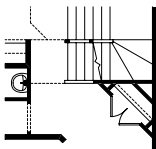


Partial Main Floor Plan for Optional Extended Garage for Hawthorne - Base Elevation (Removes 101 Sq. Ft. from Main Floor; Deletes Flex Room)

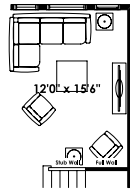


Partial Main Floor Plan with Optional Side Entry (Adds 0 Sq. Ft. to Main Floor; Lot & Bylaw Permitting; Stair Winders Relocated to Opposite Side of Stair)

NOTE: BASEMENT STAIR UNFINISHED



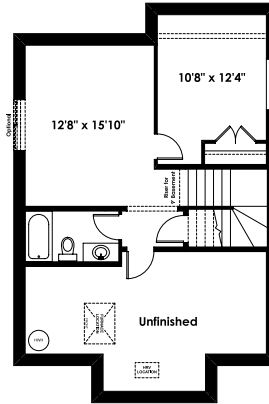
Optional Finished Stair to Basement c/w Center Wall Opening (Adds 0 Sq. Ft. to Main Floor)



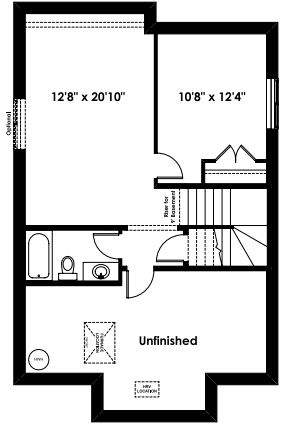
Partial Main Floor Plan for use with Second Floor Options that Fill In Open to Below Area (Adds 0 Sq. Ft. to Main Floor)



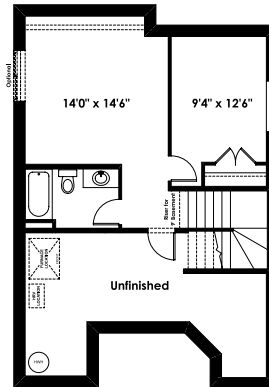
Partial Main Floor Plan with Optional Interior Fireplace (Adds 0 Sq. Ft. to Main Floor)



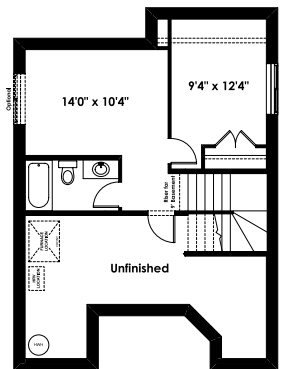
Optional Basement Room Layout 496 Sq. Ft. (Finished)



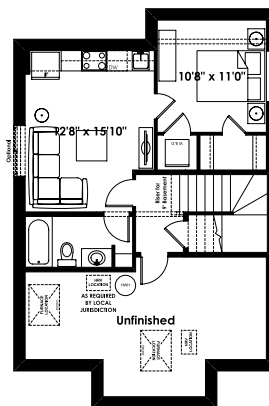
Optional Basement Room Layout for Optional Nook Extension 560 Sq. Ft. (Finished)



Optional Basement Room Layout for Optional Nook Extension and Optional Extended Garage 480 Sq. Ft. (Finished)

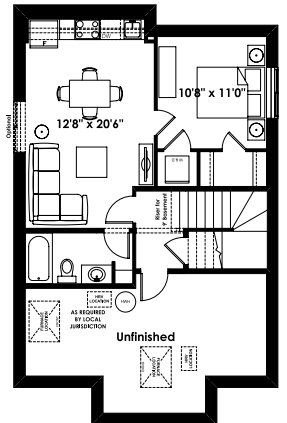


Optional Basement Room Layout for Optional Extended Garage 416 Sq. Ft. (Finished)



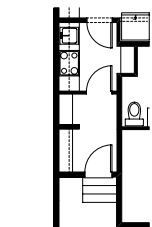
Optional Basement Suite Layout 495 Sq. Ft. (Finished Area; Must Add Optional Side Entry)

BASMENT SUITE MAY NOT CONFORM TO ALL MINICAPTURES; LAND USE BY-LAW & CODE MUST BE REVIEWED PRIOR TO ACCEPTANCE

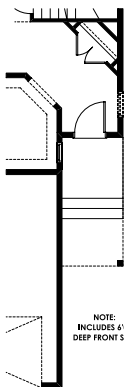


Optional Basement Suite Layout for Optional Nook Extension 559 Sq. Ft. (Finished Area; Must Add Optional Side Entry)

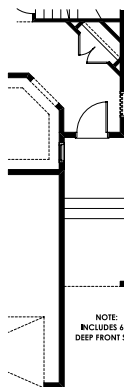
BASMENT SUITE MAY NOT CONFORM TO ALL MINICAPTURES; LAND USE BY-LAW & CODE MUST BE REVIEWED PRIOR TO ACCEPTANCE



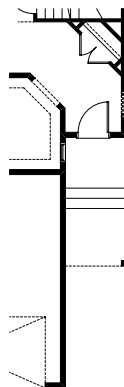
Partial Main Floor Plan with Optional Spice Kitchen for Use with Main Floor Bedroom & 3 Piece Bathroom (Adds 24 Sq. Ft. to Main Floor; Adds 1'-0" to Garage Length)



Partial Main Floor Plan for Hawthorne - Aspen Elevations (Adds 0 Sq. Ft. to Main Floor)



Partial Main Floor Plan for Hawthorne - Lanark Elevations (Adds 0 Sq. Ft. to Main Floor)



Partial Main Floor Plan for Hawthorne - Vermillion Elevations (Adds 0 Sq. Ft. to Main Floor)

ADDITIONAL OPTIONS

24'

THE ANDRE

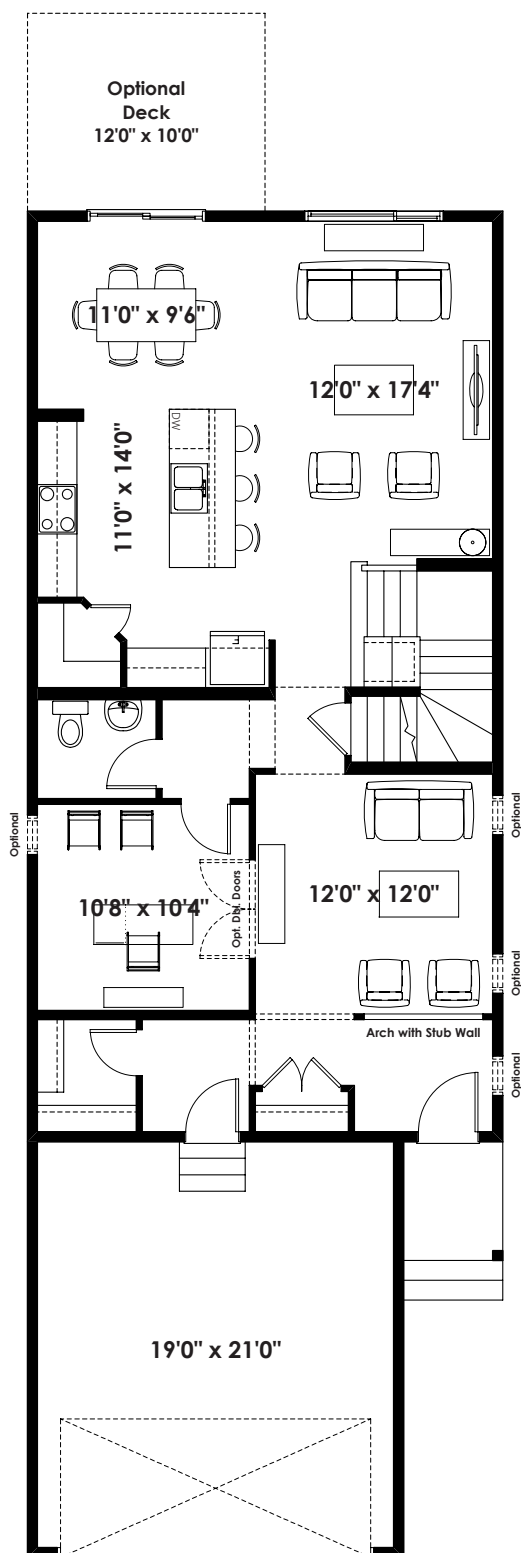
2,453+ SQ FT | 3 BED | 2.5 BATH



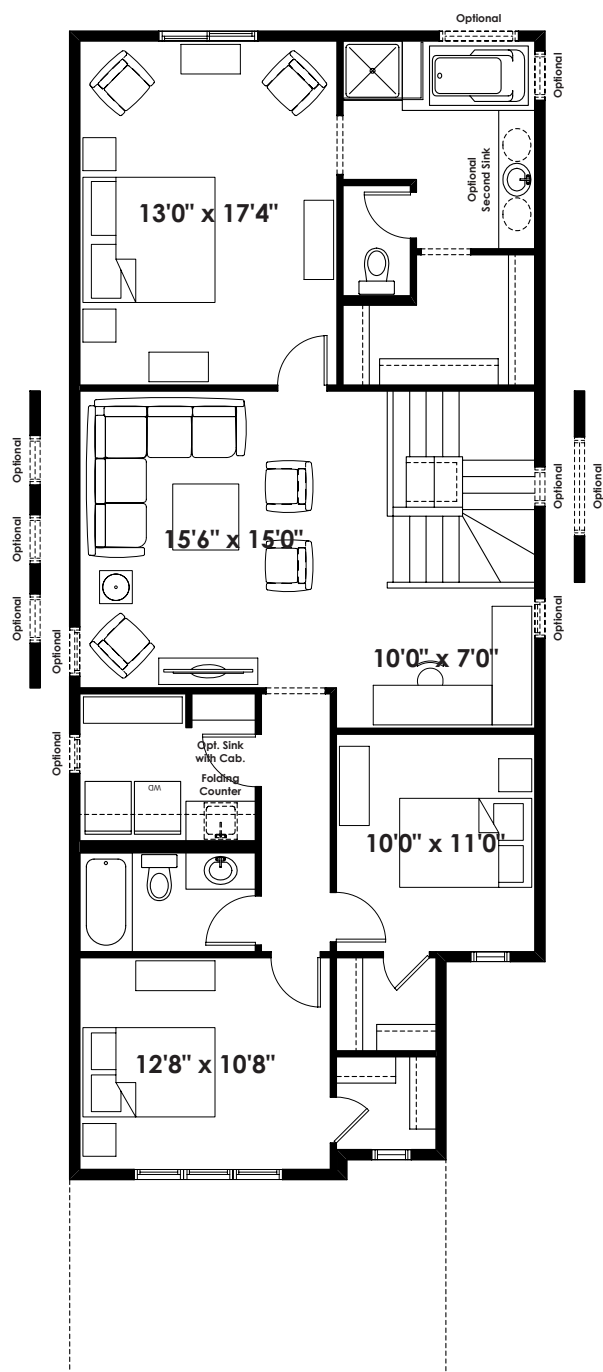
BETTER VALUE BY DESIGN
SINCE 1978 | HOMESBYAVI.COM

Homes by **AVI**

BASE FLOOR PLAN

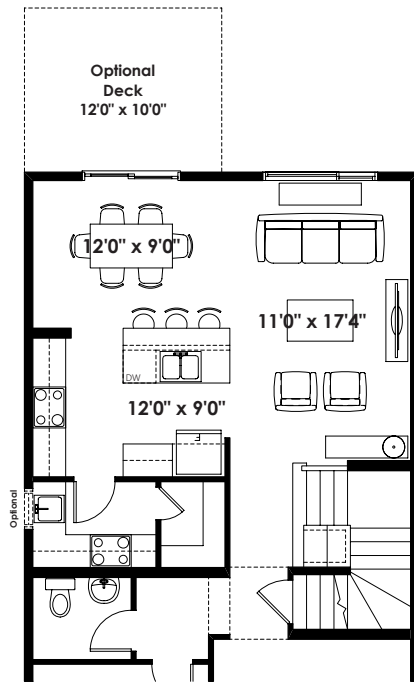


MAIN
1,128 SQ FT

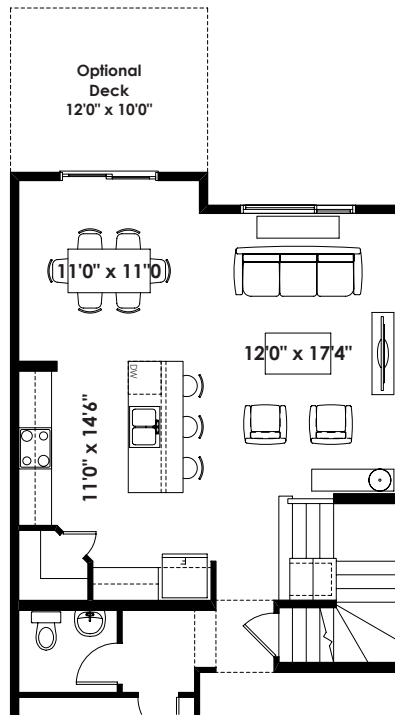


UPPER
1,325 SQ FT

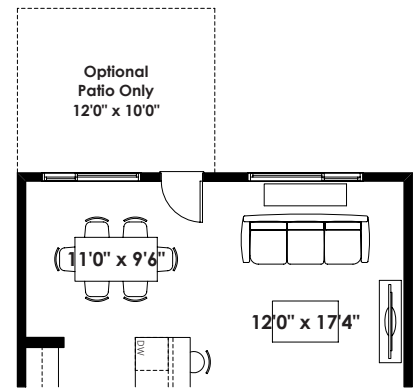
FLOOR PLAN OPTIONS



Partial Main Floor Plan
with Optional Spice Kitchen
(Adds 0 Sq. Ft. to Main Floor)



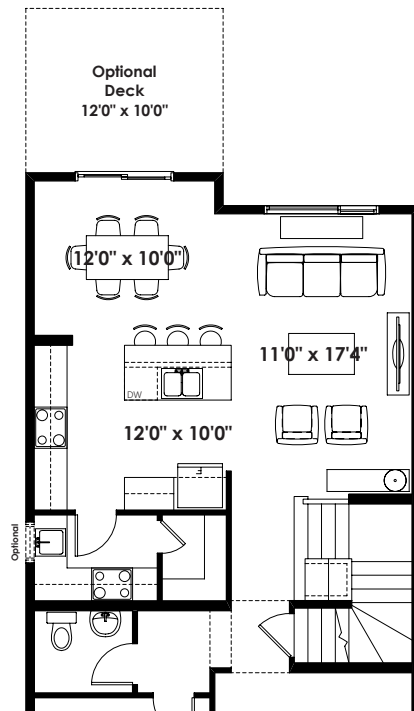
Partial Main Floor Plan with
Optional Eating Area Extension
(Adds 24 Sq. Ft. to Main Floor)



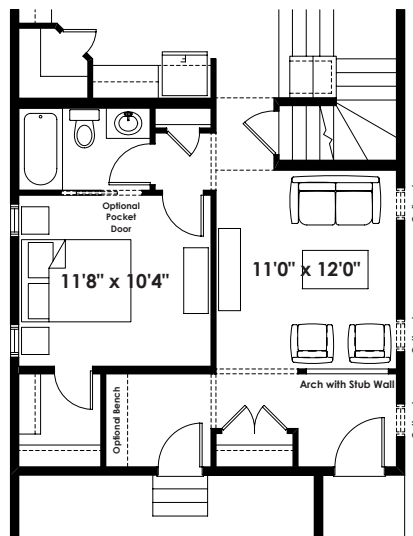
Partial Main Floor Plan
for Optional Two Bedroom
Basement Suite Layout
(Adds 0 Sq. Ft. to Main Floor)



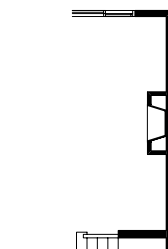
Partial Main Floor Plan for
Lanark Elevations
(Adds 0 Sq. Ft. to Main Floor)



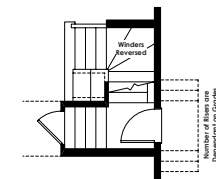
Partial Main Floor Plan
with Optional Spice Kitchen
with Optional Eating Area Extension
(Adds 24 Sq. Ft. to Main Floor)



Partial Main Floor Plan with
Optional Bedroom & Bathroom
(Adds 0 Sq. Ft. to Main Floor)



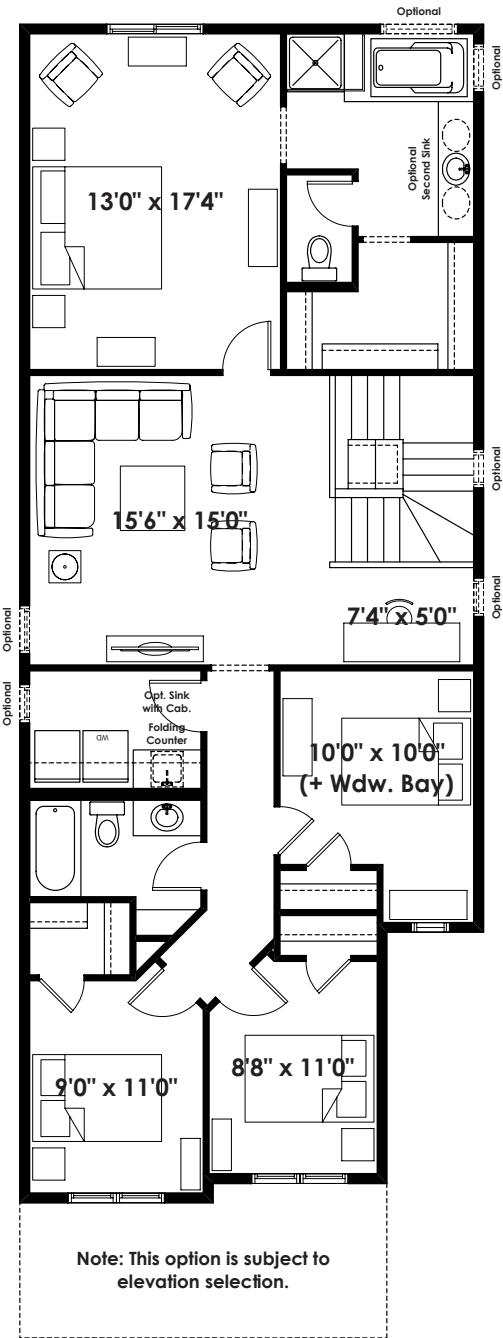
Partial Main Floor Plan with
Optional Interior Fireplace
(Adds 0 Sq. Ft. to Main Floor)



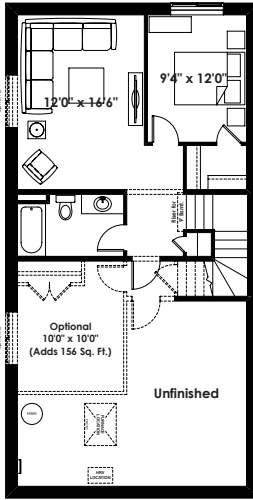
Partial Main Floor Plan
with Optional Side Entry
(Adds 0 Sq. Ft. to Main Floor;
Lot & Bylaw Permitting)

ADDITIONAL
OPTIONS

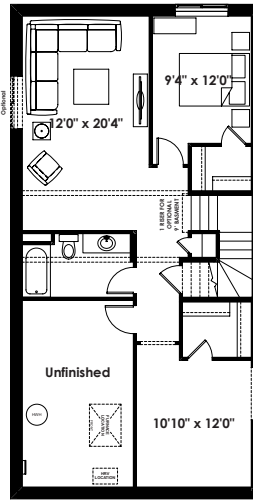
FLOOR PLAN OPTIONS



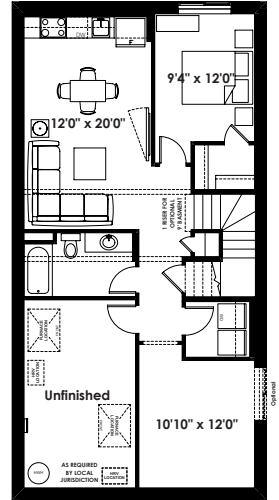
**Second Floor Plan with
Optional 4 Bedroom Layout
(Adds 53 Sq. Ft. to Second Floor)**



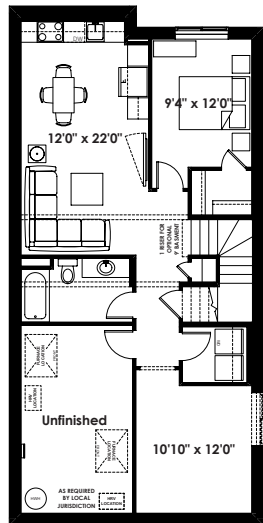
Optional Basement Room Layout
509 Sq. Ft. (Finished Area)



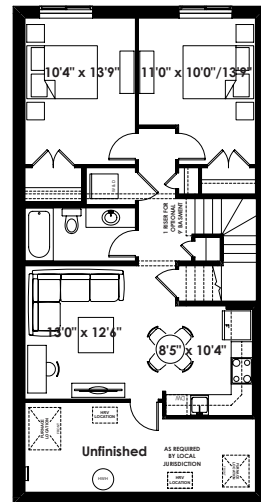
Optional Alternate Basement Room Layout
780 Sq. Ft. (Finished Area)



Optional Basement Suite Layout
780 Sq. Ft. (Finished Area;
Must Add Optional Side Entry)



**Optional Basement Suite Layout for
Use With Extended Eating Area Options
802 Sq. Ft. (Finished Area;
Must Add Optional Side Entry)**



**Optional Two Bedroom
Basement Suite Layout
790 Sq. Ft. (Finished Area;
Must Add Optional Side Entry)**

Prices are subject to change without notice. Actual floor plan, elevation, and square footage may not be exactly as shown. Square footage is measured to Alberta Building Code (ABC) regulations. Builder reserves the right to make changes without notice. E&OE.

Homes by **AVI**

24'

THE JEFFERSON

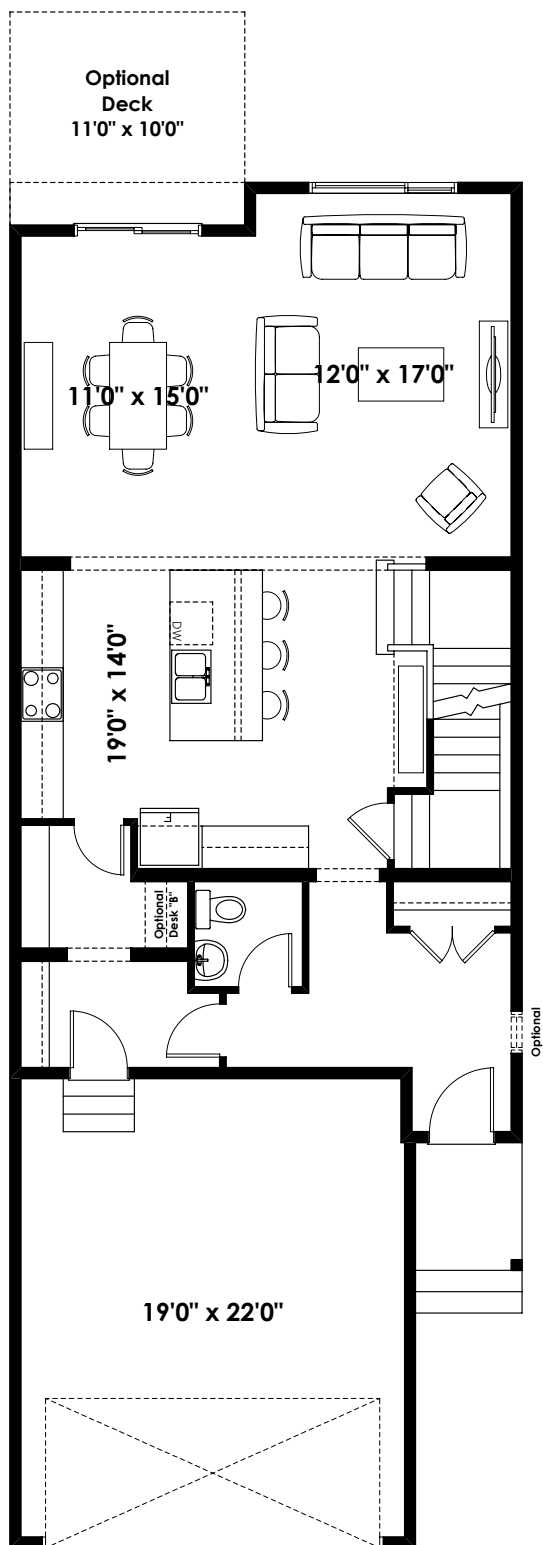
2,343+ SQ FT | 3 BED | 2.5 BATH



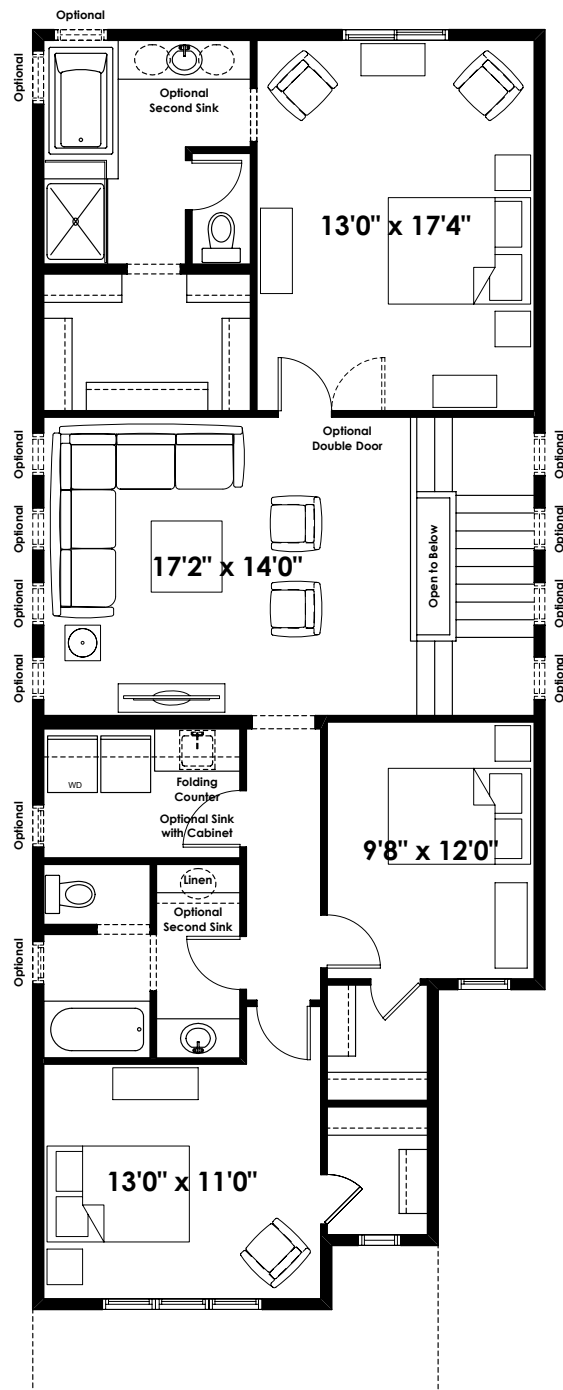
BETTER VALUE BY DESIGN
SINCE 1978 | HOMESBYAVI.COM

Homes by **AVI**

BASE FLOOR PLAN

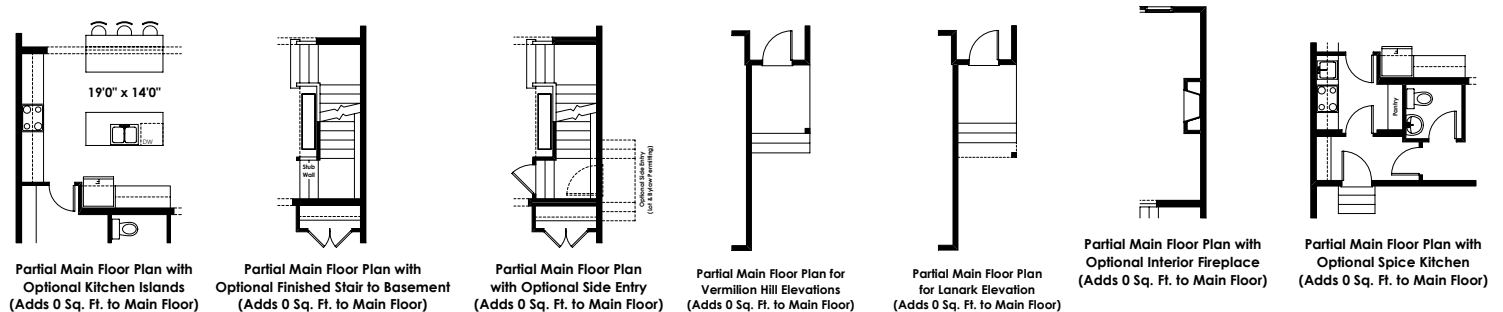


MAIN
1,003 SQ FT



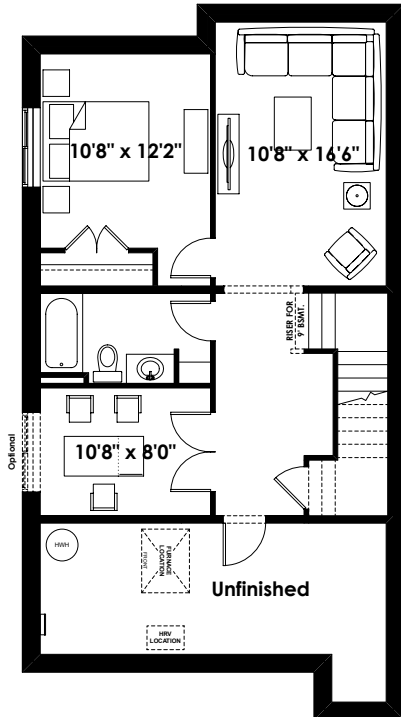
UPPER
1,340 SQ FT

FLOOR PLAN OPTIONS

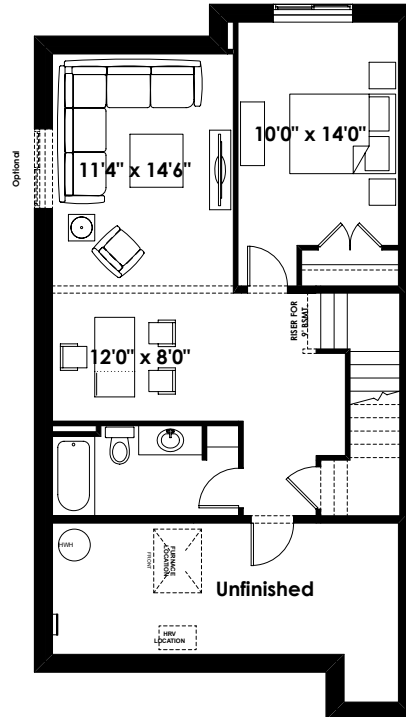


ADDITIONAL
OPTIONS

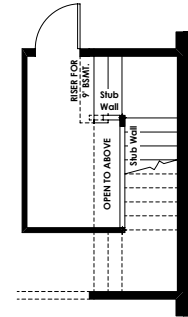
FLOOR PLAN OPTIONS



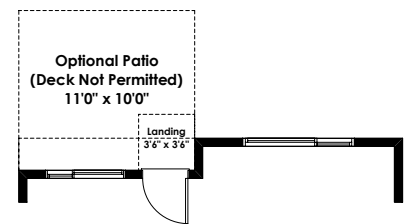
Optional Basement Room Layout
638 Sq. Ft. (Finished Area)



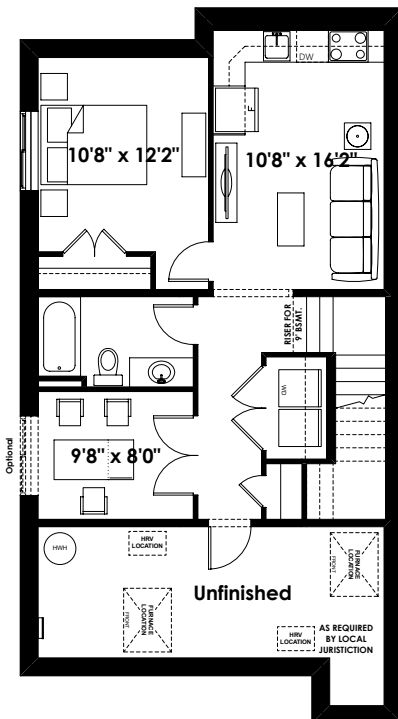
Alternate Optional Basement Room Layout
638 Sq. Ft. (Finished Area)



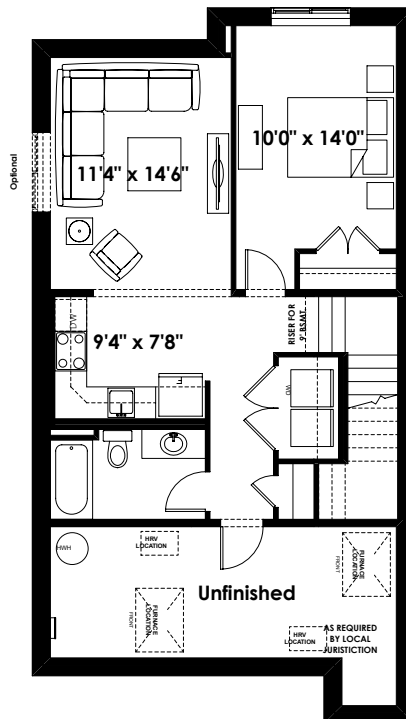
**Basement Landing for Optional
Finished Stair to Basement with
Opening (Must Add 60 Sq. Ft. of Finished
Basement Area Minimum)**



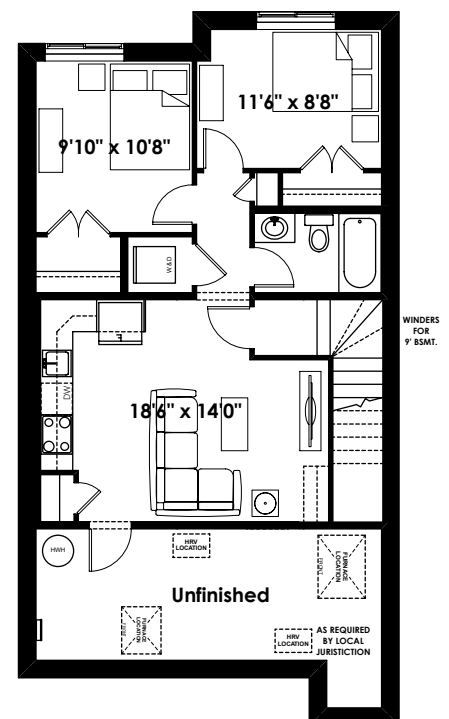
**Partial Main Floor Plan
for Optional 2 Bedroom
Basement Suite Layout
(Adds 0 Sq. Ft. to Main Floor)**



Optional Basement Suite Layout
638 Sq. Ft. (Finished Area)



Alternate Optional Basement Suite Layout
638 Sq. Ft. (Finished Area)



Optional 2 Bedroom Basement Suite Layout
648 Sq. Ft. (Finished Area;
Must Add Optional Side Entry)

24'

THE RIDGEWAY

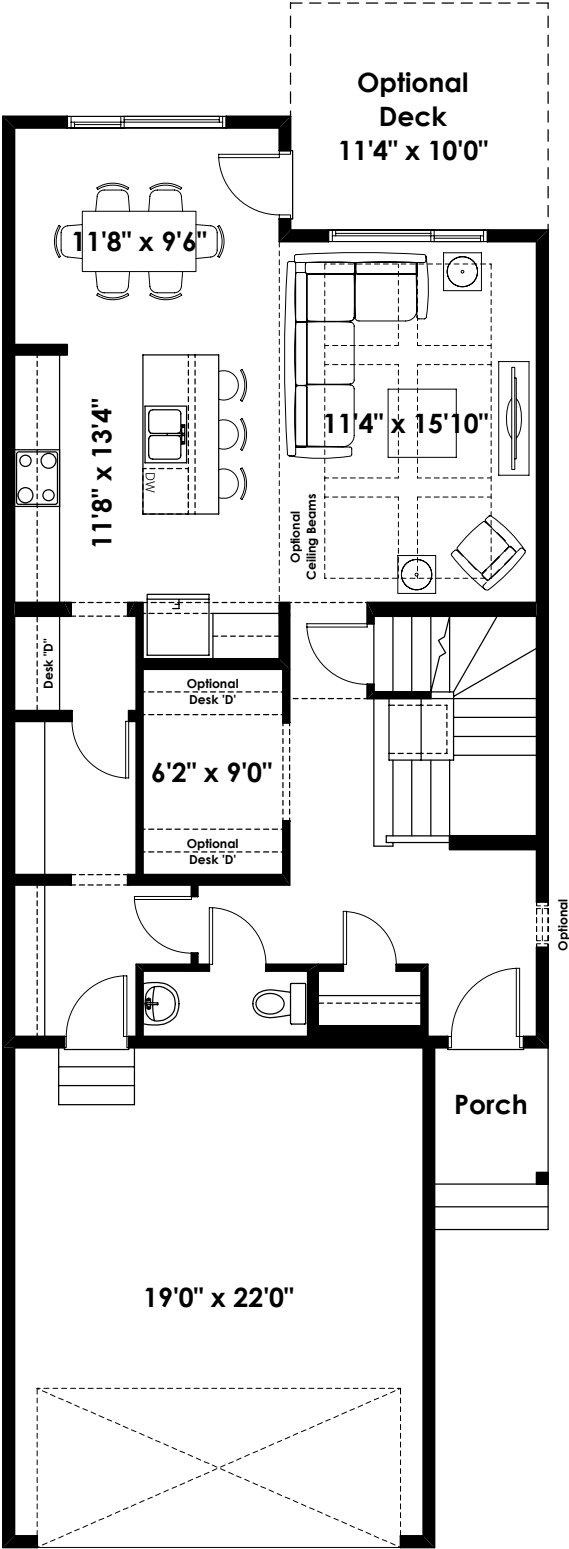
2,136+ SQ FT | 3 BED | 2.5 BATH



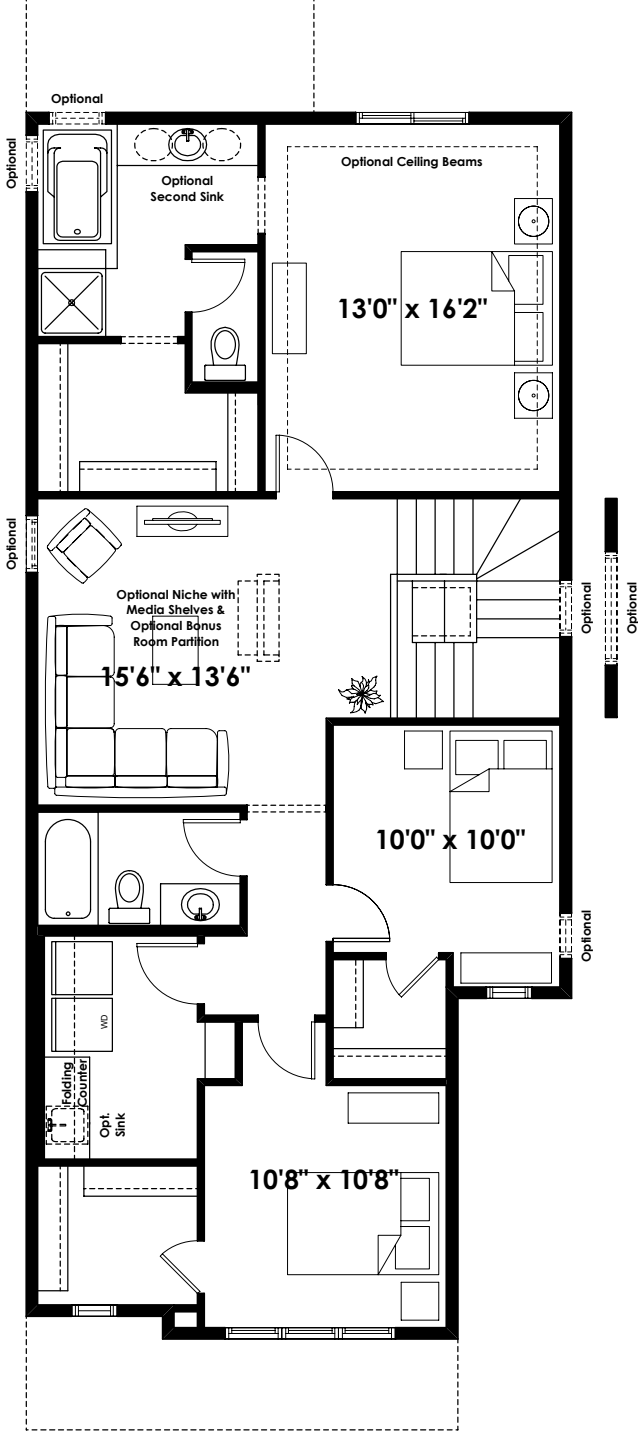
BETTER VALUE BY DESIGN
SINCE 1978 | HOMESBYAVI.COM

Homes by **AVI**

BASE FLOOR PLAN

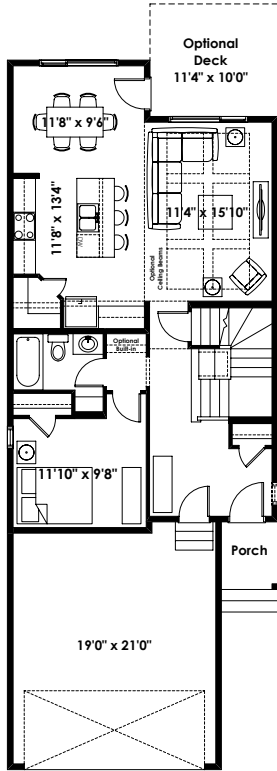


MAIN
927 SQ FT



UPPER
1,209 SQ FT

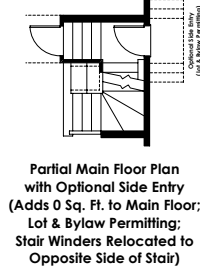
FLOOR PLAN OPTIONS



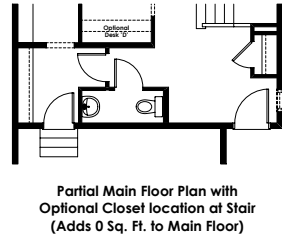
Main Floor Plan with Optional Main Floor Bedroom & 3 Piece Ensuite for Ridgeway - Base Elevation
(Adds 13 Sq. Ft. to Main Floor)



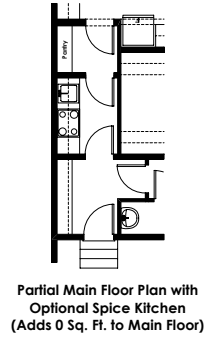
Partial Main Floor Plan with Optional Finished Stair to Basement with Opening
(Adds 0 Sq. Ft. to Main Floor; Must Add 58 Sq. Ft. of Finished Basement Area Minimum)



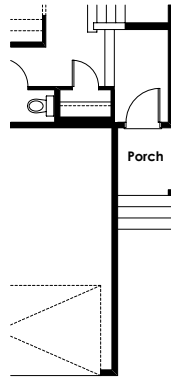
Partial Main Floor Plan with Optional Side Entry
(Adds 0 Sq. Ft. to Main Floor; Lot & Bylaw Permitting; Stair Winders Relocated to Opposite Side of Stair)



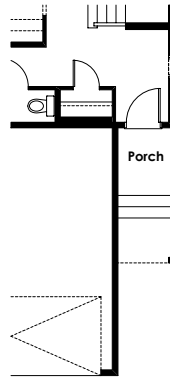
Partial Main Floor Plan with Optional Closet location at Stair
(Adds 0 Sq. Ft. to Main Floor)



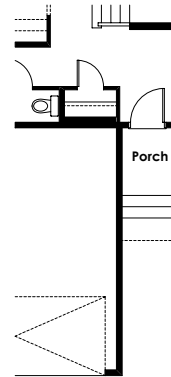
Partial Main Floor Plan with Optional Spice Kitchen
(Adds 0 Sq. Ft. to Main Floor)



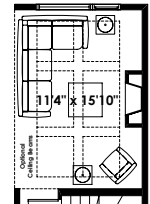
Partial Main Floor Plan with Optional Dropped Entry
Ridgeway - Southfork Elevations
(Adds 0 Sq. Ft. to Main Floor)



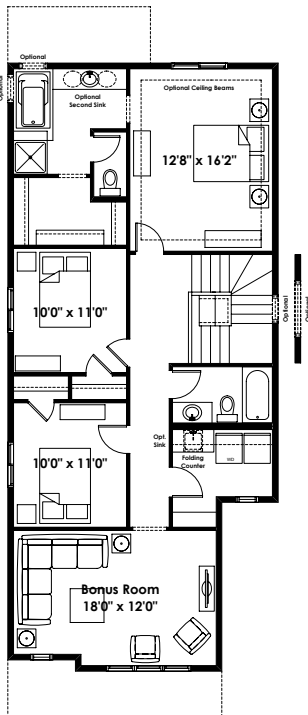
Partial Main Floor Plan for Ridgeway - Lanark Elevations
(Adds 0 Sq. Ft. to Main Floor)



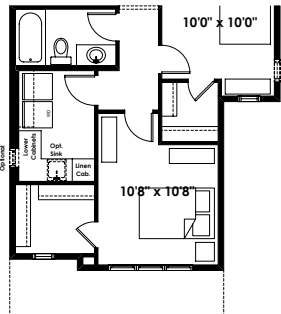
Partial Main Floor Plan for Ridgeway - Vermilion Hill Elevations
(Adds 0 Sq. Ft. to Main Floor)



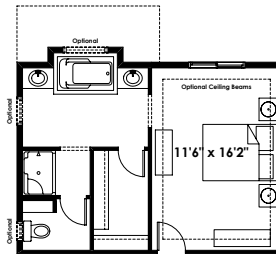
Partial Main Floor Plan with Optional Interior Fireplace
(Adds 0 Sq. Ft. to Main Floor)



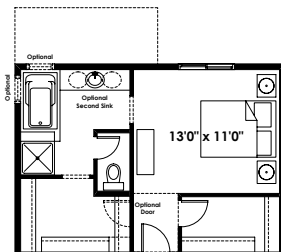
Optional Second Floor Plan with Front Bonus Room for Ridgeway - Base Elevation
(Adds 0 Sq. Ft. to Second Floor)



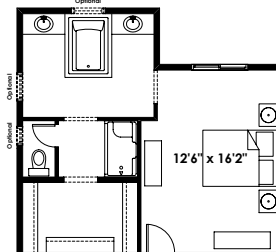
Partial Second Floor Plan with Optional Laundry Room Layout
(Adds 0 Sq. Ft. to Second Floor)



Partial Second Floor Plan with Optional Alternate Ensuite Layout #1
(Adds 9 Sq. Ft. to Second Floor)



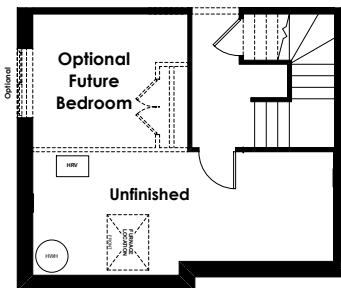
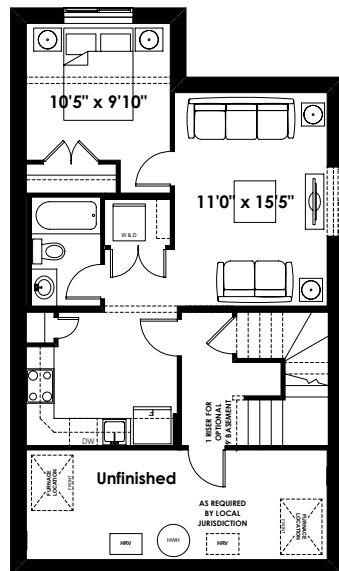
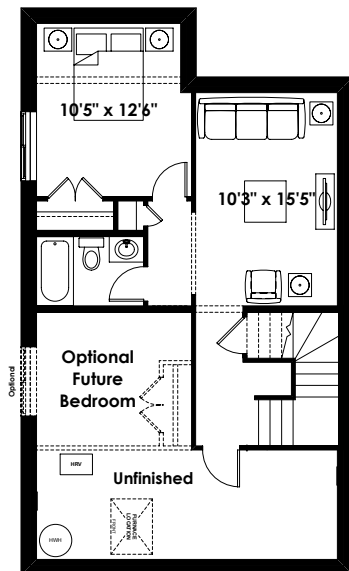
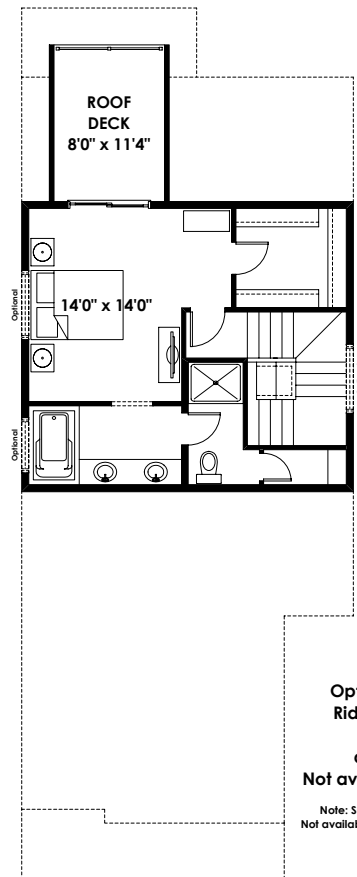
Partial Second Floor Plan with Optional Second Bedroom 1 Closet
(Adds 0 Sq. Ft. to Second Floor)



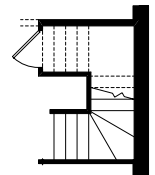
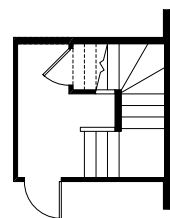
Partial Second Floor Plan with Optional Alternate Ensuite Layout #2
(Adds 63 Sq. Ft. to Second Floor)

**ADDITIONAL
OPTIONS**

FLOOR PLAN OPTIONS



Partial Future Basement layout for
Optional Main Floor Bedroom
Adds 0 Sq.Ft. to Basement Development)
(NOT INCLUDED IN CONTRACT)



NOTE: BASEMENT STAIR UNFINISHED

Prices are subject to change without notice. Actual floor plan, elevation, and square footage may not be exactly as shown. Square footage is measured to Alberta Building Code (ABC) regulations. Builder reserves the right to make changes without notice. E&OE.

Homes by **AVI**

24'

THE HEMSWORTH

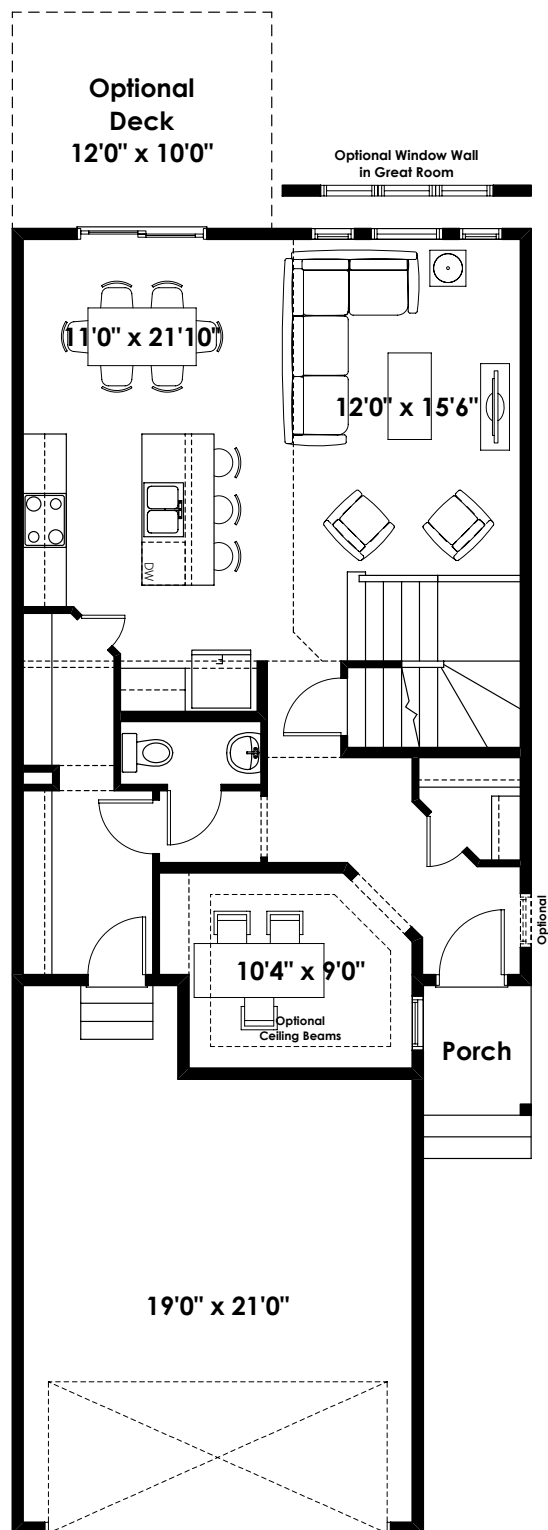
2,004+ SQ FT | 3 BED | 2.5 BATH



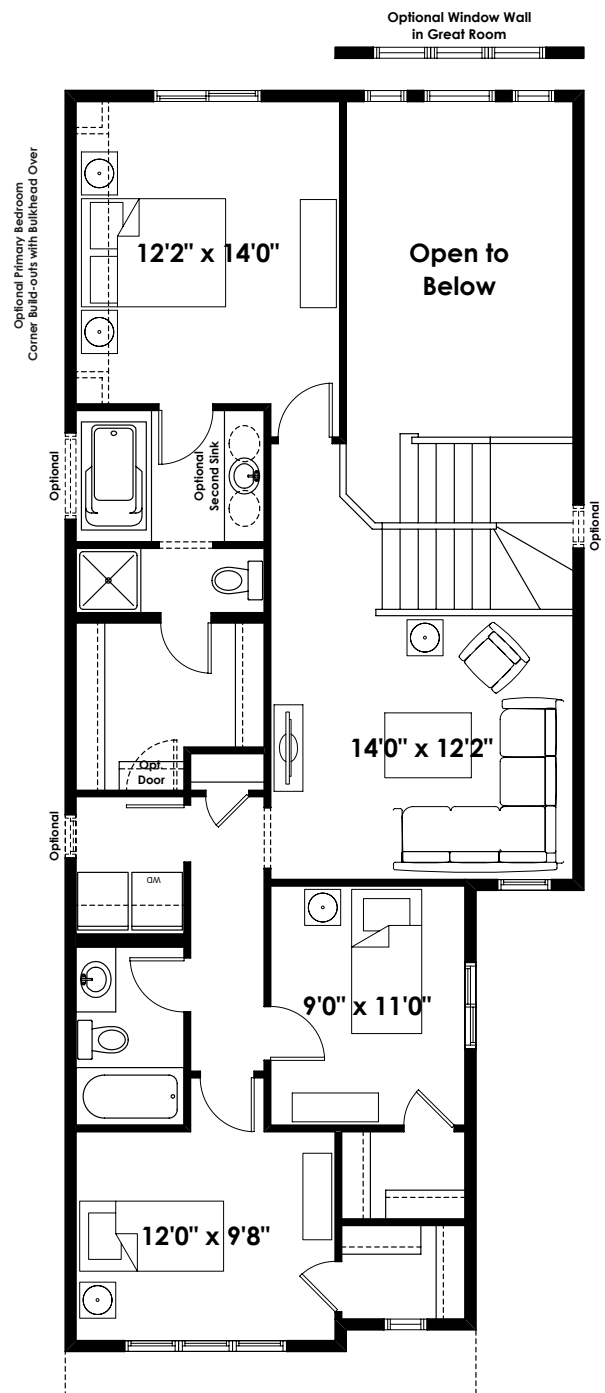
BETTER VALUE BY DESIGN
SINCE 1978 | HOMESBYAVI.COM

Homes by **AVI**

BASE FLOOR PLAN

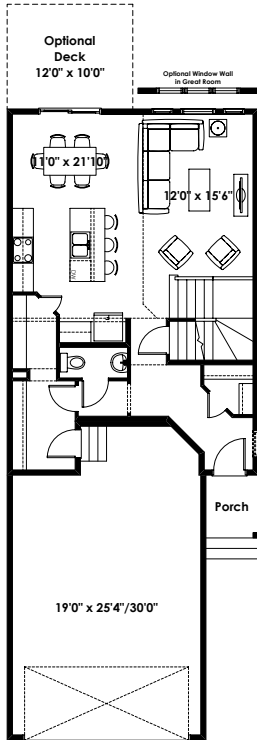


MAIN
889 SQ FT

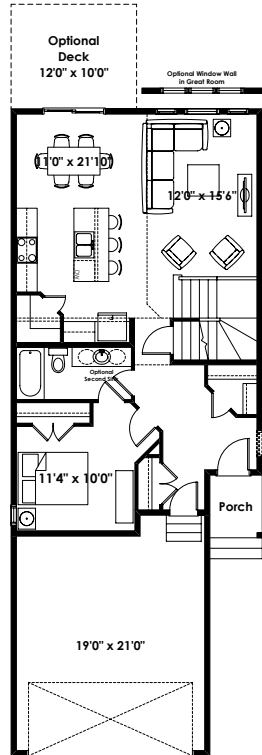


UPPER
1,115 SQ FT

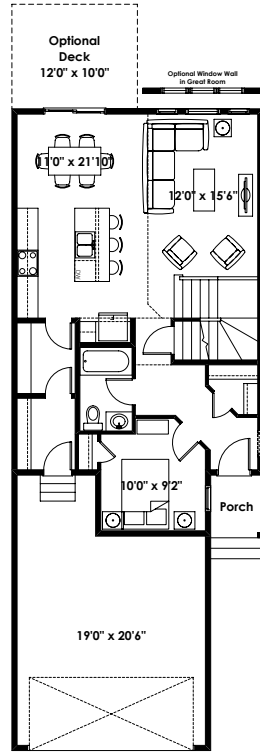
FLOOR PLAN OPTIONS



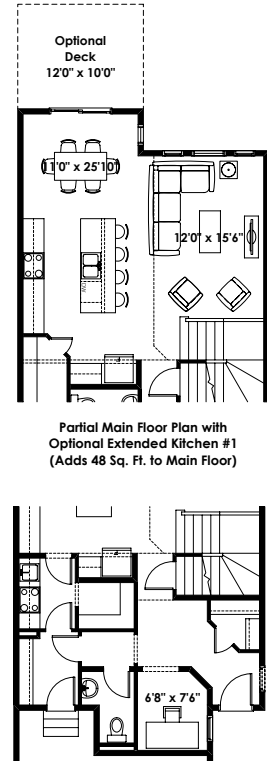
Main Floor Plan with
Optional Extended Garage
for Hemsworth Base Elevation
(Deletes 98 Sq. Ft. from Main Floor;
Deletes Flex Room)



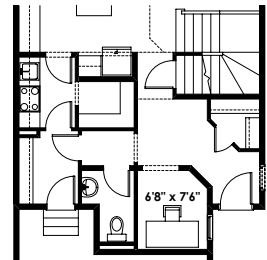
Main Floor Plan with Optional
Main Floor Bedroom &
3 Piece Ensuite for
Hemsworth - Base Elevation
(Adds 49 Sq. Ft. to Main Floor;
Adds 1'-6" to Garage Length)



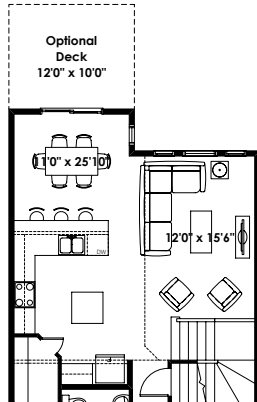
Main Floor Plan with Optional
Alternate Main Floor Bedroom &
3 Piece Bathroom
for Hemsworth - Base Elevation
(Adds 15 Sq. Ft. to Main Floor;
Adds 1'-0" to Garage Length)



Partial Main Floor Plan with
Optional Extended Kitchen #1
(Adds 48 Sq. Ft. to Main Floor)



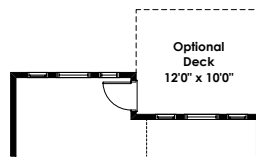
Partial Main Floor Plan with
Optional Spice Kitchen
(Adds 0 Sq. Ft. to Main Floor)



Partial Main Floor Plan with
Optional Extended Kitchen #2
(Adds 48 Sq. Ft. to Main Floor)

Partial Main Floor Plan with
Optional Spice Kitchen for
Use with Alternate Main Floor
Bedroom & 3 Piece Bathroom
(Adds 15 Sq. Ft. to Main Floor;
Adds 1'-0" to Garage Length)

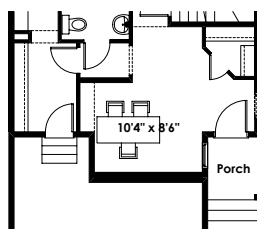
NOTE: THIS OPTION NOT
AVAILABLE IF OPTIONAL
EXTENDED KITCHEN #1 OR #2
ARE SELECTED



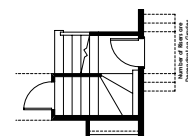
Partial Main Floor Plan with
Optional Deck Location for
Extended Kitchen #1 & #2
(Adds 0 Sq. Ft. to Main Floor)



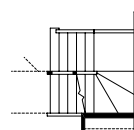
Partial Main Floor Plan with
Optional Interior Fireplace
(Adds 0 Sq. Ft. to Main Floor)



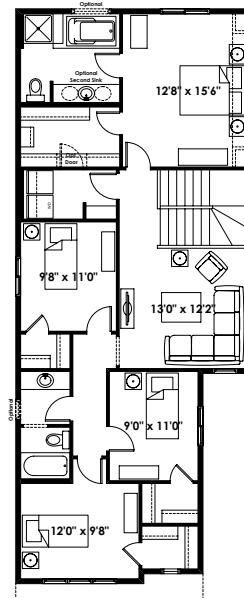
Partial Main Floor Plan with
Optional Open Flex Room
(Adds 0 Sq. Ft. to Main Floor)



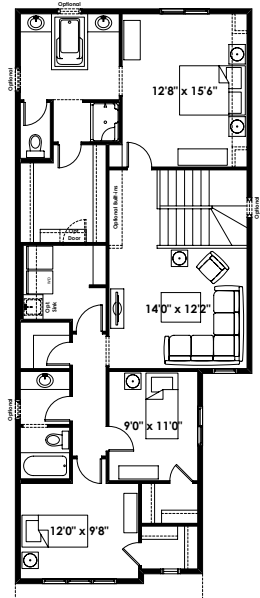
Partial Main Floor Plan
with Optional Side Entry
(Adds 0 Sq. Ft. to Main Floor;
Lot & Bylaw Permitting)
NOTE: BASEMENT STAIR UNFINISHED



Partial Main Floor Plan with
Optional Finished Stair to Basement
c/w Center Wall Opening
(Adds 0 Sq. Ft. to Main Floor)



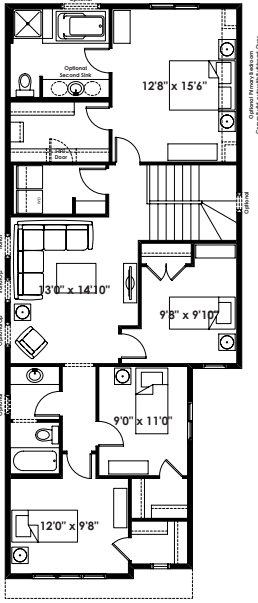
Second Floor Plan with
4 Bedrooms & Upgraded Ensuite
for Hemsworth Base Elevation
(Adds 169 Sq. Ft. to Second Floor)



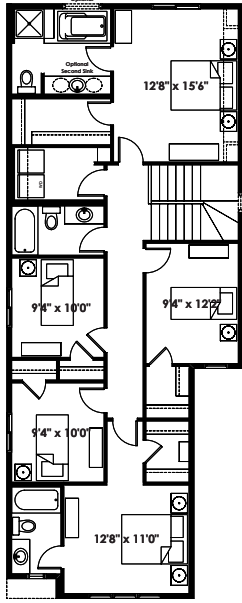
Second Floor Plan with
Upgraded Ensuite, Laundry Room,
Linen Closet and Main Bath
for Hemsworth Base Elevation
(Adds 169 Sq. Ft. to Second Floor)

ADDITIONAL
OPTIONS

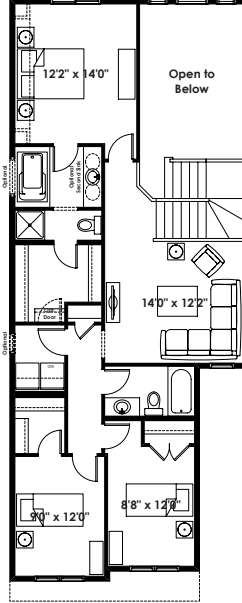
FLOOR PLAN OPTIONS



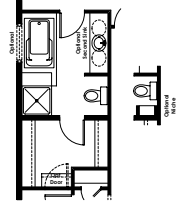
Alternate Second Floor Plan with 4 Bedrooms & Upgraded Ensuite for Hemsworth Base Elevation (Adds 169 Sq. Ft. to Second Floor)



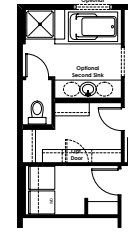
Second Floor Plan with 5 Bedrooms for Hemsworth Base Elevation (Adds 203 Sq. Ft. to Second Floor)



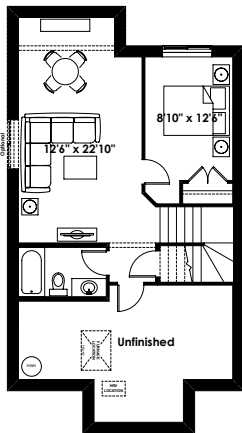
Second Floor Plan with Two Bedrooms Over Garage for Hemsworth Base Elevation (Removes 3 Sq. Ft. from Second Floor)



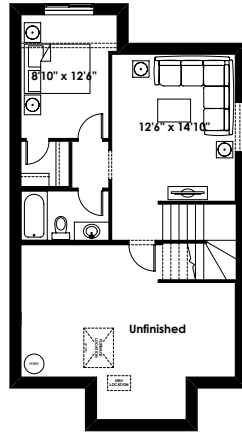
Partial Second Floor Plan with Optional Glass Wall Shower (Adds 0 Sq. Ft. to Second Floor)



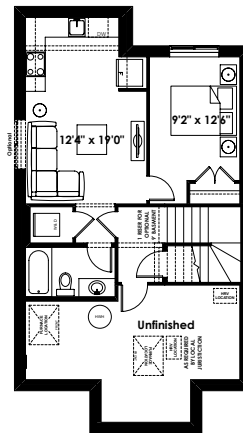
Partial Second Floor Plan with Optional Fourth Bedroom



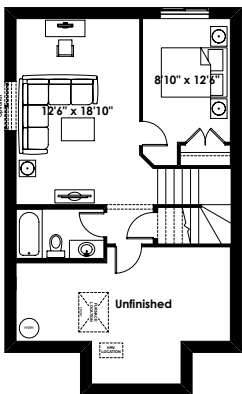
Optional Basement Room Layout with Extended Kitchen Options 532 Sq. Ft. (Finished Area)



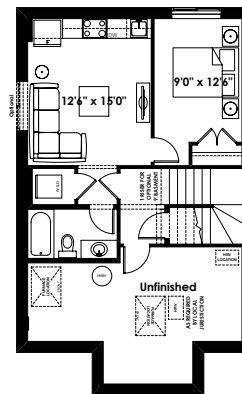
Optional Basement Suite Layout for Extended Kitchen Options with Optional Deck Location 459 Sq. Ft. (Finished Area)



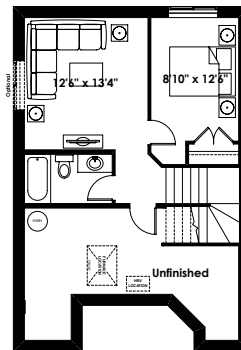
Optional Basement Suite Layout with Extended Kitchen Options 532 Sq. Ft. (Finished Area)



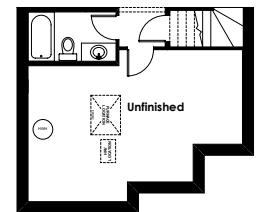
Optional Basement Room Layout 489 Sq. Ft. (Finished Area)



Optional Basement Suite Layout 489 Sq. Ft. (Finished Area)



Optional Basement Room Layout with Optional Extended Garage 416 Sq. Ft. (Finished Area)



Partial Basement layout of Optional Basement Room Layout with Optional Main Floor Bedroom (Adds 0 Sq. Ft. to Basement Development)

Prices are subject to change without notice. Actual floor plan, elevation, and square footage may not be exactly as shown. Square footage is measured to Alberta Building Code (ABC) regulations. Builder reserves the right to make changes without notice. E&OE.

Homes by **AVI**

28'

THE CALDWELL

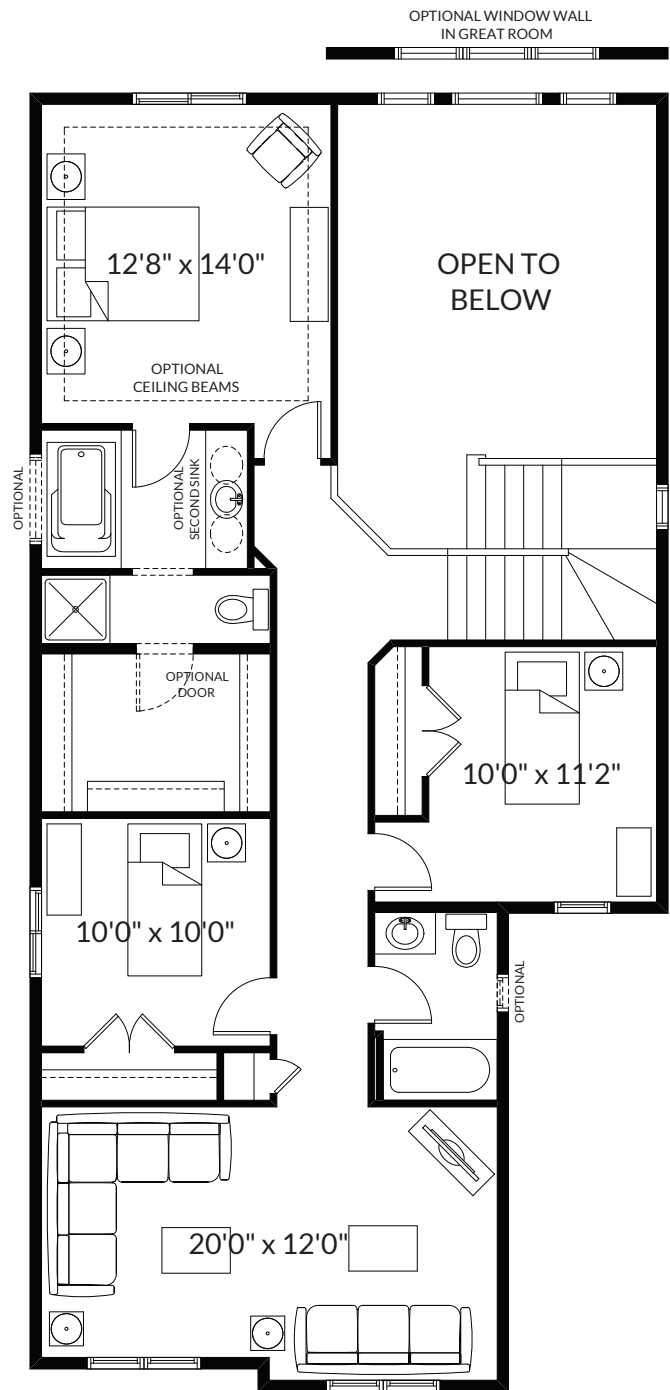
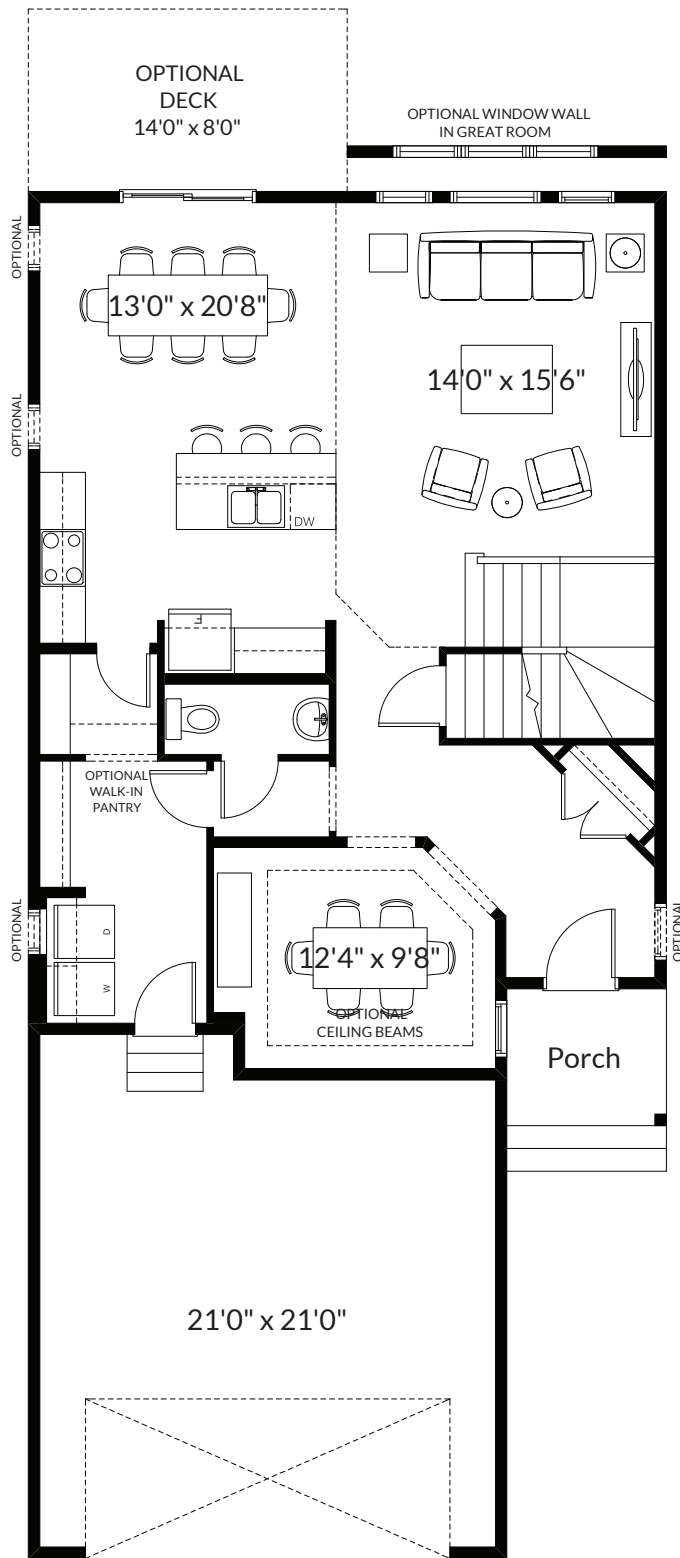
2,248+ SQ FT | 3 BED | 2.5 BATH



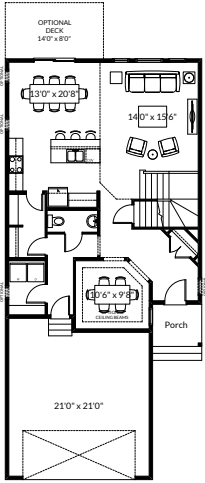
BETTER VALUE BY DESIGN
SINCE 1978 | HOMESBYAVI.COM

Homes by **AVI**

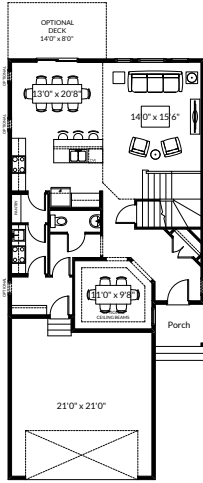
BASE FLOOR PLAN



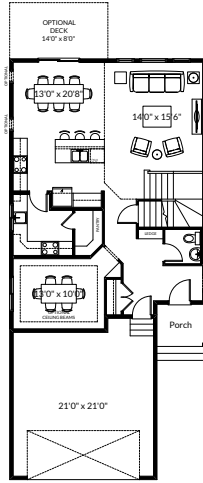
FLOOR PLAN OPTIONS



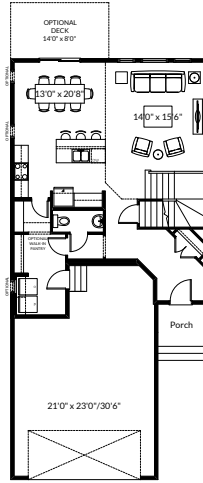
Main Floor Plan with
Optional Laundry Room for
Caldwell - Base Elevation
(Adds 0 Sq. Ft. to Main Floor)



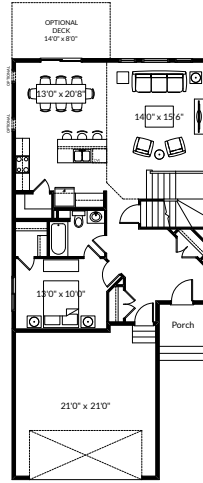
Main Floor Plan with
Optional Spice Kitchen
for Caldwell - Base Elevation
(Adds 0 Sq. Ft. to Main Floor; Laundry
moves to Second Floor or Basement)



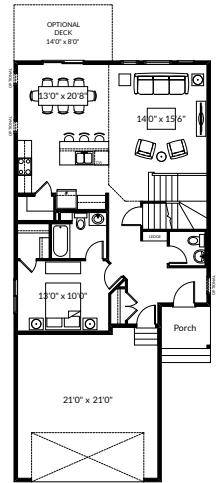
Main Floor Plan with
Optional Expanded Spice Kitchen 2
for Caldwell - Base Elevation
(Adds 4 Sq. Ft. to Main Floor; Laundry
moves to Second Floor or Basement)



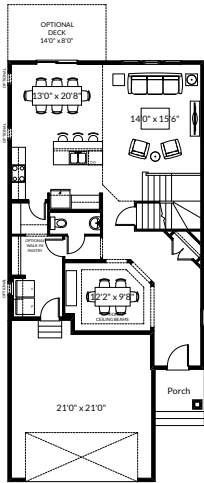
Main Floor Plan with
Optional Extended Garage
for Caldwell - Base Elevation
(Deletes 113 Sq. Ft. from Main Floor;
Deletes Flex Room)



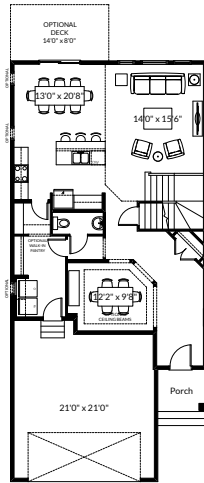
Main Floor Plan with Optional
Main Floor Bedroom with Walk-in
Closet and 3 Piece Ensuite
for Caldwell - Base Elevation
(Adds 11 Sq. Ft. to Main Floor)



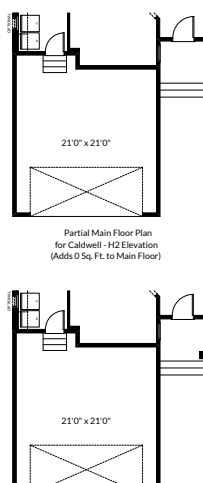
Main Floor Plan with Optional
Main Floor Bedroom with Walk-in Closet,
3 Piece Ensuite and Powder Room
for Caldwell - Base Elevation
(Adds 11 Sq. Ft. to Main Floor)



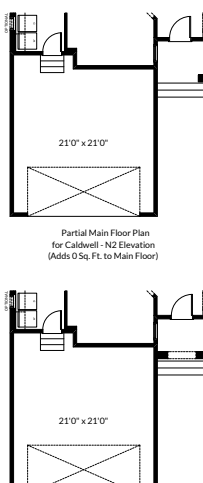
Main Floor Plan for
Caldwell - W1 Elevation
112 Sq. Ft.
(Adds 66 Sq. Ft. to Main Floor)



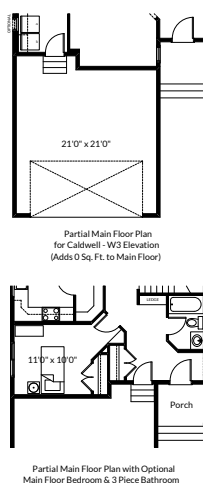
Main Floor Plan for
Caldwell - X1 Elevation
112 Sq. Ft.
(Adds 66 Sq. Ft. to Main Floor)



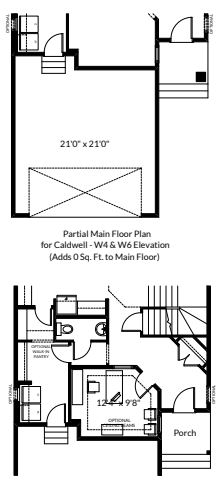
Partial Main Floor Plan
for Caldwell - H2 Elevation
(Adds 0 Sq. Ft. to Main Floor)



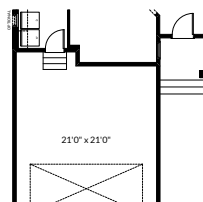
Partial Main Floor Plan
for Caldwell - N2 Elevation
(Adds 0 Sq. Ft. to Main Floor)



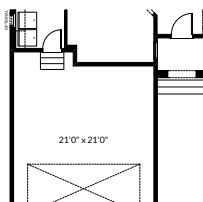
Partial Main Floor Plan
for Caldwell - W3 Elevation
(Adds 0 Sq. Ft. to Main Floor)



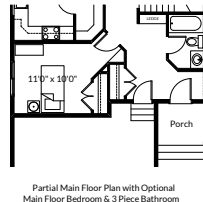
Partial Main Floor Plan
for Caldwell - W4 & W6 Elevation
(Adds 0 Sq. Ft. to Main Floor)



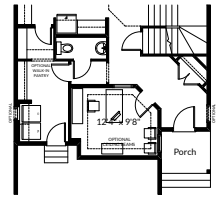
Partial Main Floor Plan
for Caldwell - K7, Q2, Q3 & Z1 Elevations
(Adds 0 Sq. Ft. to Main Floor)



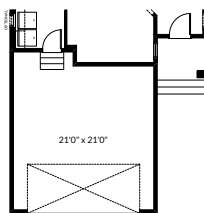
Partial Main Floor Plan
for Caldwell - T2 Elevation
(Adds 0 Sq. Ft. to Main Floor)



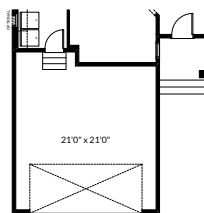
Partial Main Floor Plan with Optional
Main Floor Bedroom & 3 Piece Bathroom
(Adds 19 Sq. Ft. to Main Floor Only
Available with Expanded Spice Kitchen 2)



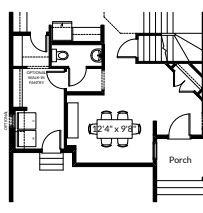
Optional Door and Window
for Flex Room
(Adds 0 Sq. Ft. to Main Floor)



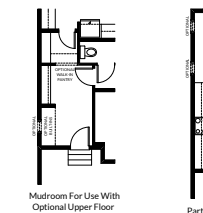
Partial Main Floor Plan
for Caldwell - W5 Elevation
(Adds 0 Sq. Ft. to Main Floor)



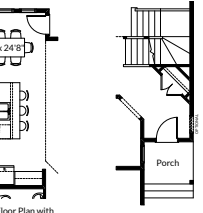
Partial Main Floor Plan
for Caldwell - W7 Elevation
(Adds 0 Sq. Ft. to Main Floor)



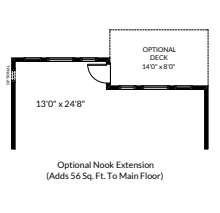
Optional Open Flex Room
(Adds 0 Sq. Ft. to Main Floor)



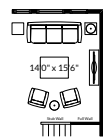
Mudroom For Use With
Optional Upper Floor
Laundry Room
(Adds 0 Sq. Ft. to Main Floor)



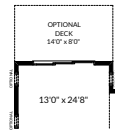
Partial Main Floor Plan with
Optional Kitchen Layout #3
(Must be Used with
Optional Nook Extension;
Adds 56 Sq. Ft. to Main Floor)



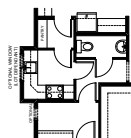
Optional Finished Stair
to Basement c/w Center
Wall Opening
(Adds 0 Sq. Ft. to Main Floor)



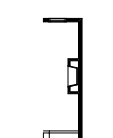
Partial Main Floor Plan for use
with Second Floor Options that
Fill in Open to Below Area
(Adds 0 Sq. Ft. to Main Floor)



Partial Main Floor Plan with
Optional 3 Section Patio Doors
in Optional Nook Extension
(Nook Extension Adds
56 Sq. Ft. to Main Floor)



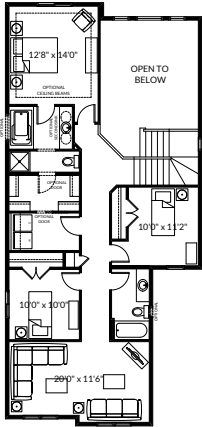
Partial Main Floor Plan with
Optional Expanded Spice Kitchen
(Adds 16 Sq. Ft. to Main Floor)



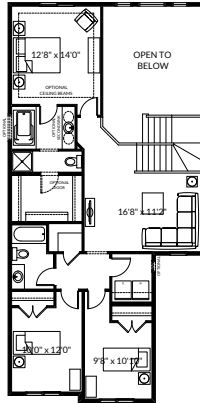
Partial Main Floor Plan with
Optional Interior Fireplace
(Adds 0 Sq. Ft. to Main Floor)

ADDITIONAL
OPTIONS

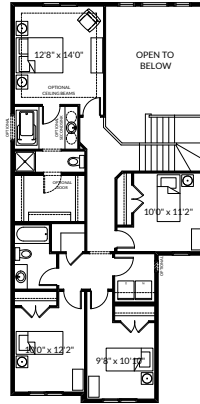
FLOOR PLAN OPTIONS



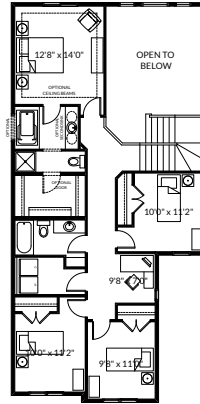
Second Floor Plan with Upper Floor Laundry Room for Caldwell - Base Elevation (Adds 59 Sq. Ft. to Second Floor)



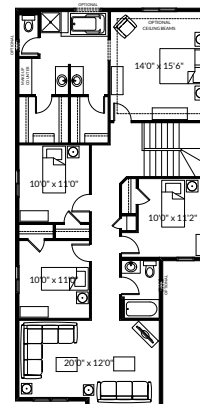
Optional Second Floor Plan with Loft and Upper Floor Laundry Room for Caldwell - Base Elevation (Adds 0 Sq. Ft. to Second Floor)
Note: Not Available with M1, R3, T2, W4, W5 & W6 Elevations



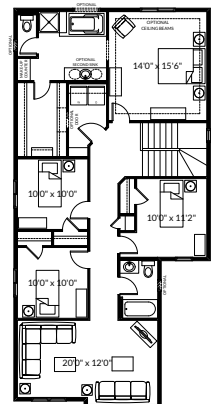
Optional Second Floor Plan with 4 Bedrooms and Upper Floor Laundry Room for Caldwell - Base Elevation (Adds 0 Sq. Ft. to Second Floor)
Note: Not Available with M1, R3, T2, W4, W5 & W6 Elevations



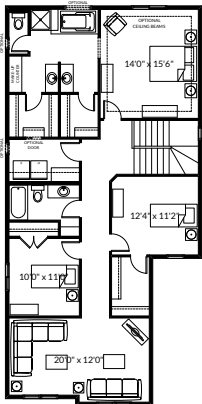
Optional Second Floor Plan with 4 Bedrooms, Tech Centre and Upper Floor Laundry Room for Caldwell - Base Elevation (Adds 0 Sq. Ft. to Second Floor)
Note: Not Available with M1, R3, T2, W4, W5 & W6 Elevations



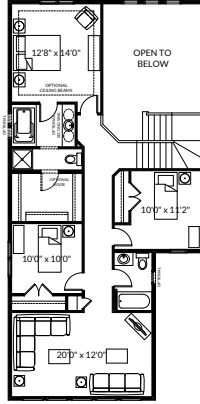
Second Floor Plan with 4 Bedrooms and Upgraded Ensuite for Caldwell - Base Elevation (Adds 234 Sq. Ft. to Second Floor)



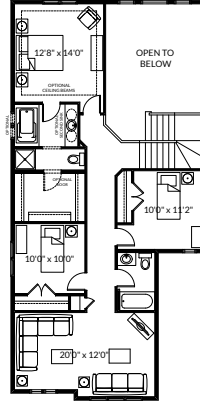
Second Floor Plan with 4 Bedrooms, Upgraded Ensuite and Second Floor Laundry Room for Caldwell - Base Elevation (Adds 234 Sq. Ft. to Second Floor)



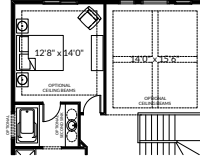
Second Floor Plan with 3 Bedrooms, Upgraded Ensuite and Second Floor Laundry Room for Caldwell - Base Elevation (Adds 234 Sq. Ft. to Second Floor)



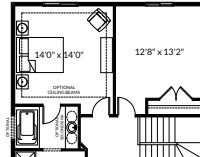
Second Floor Plan for Caldwell - W1 Elevation 1212 Sq. Ft. (Adds 10 Sq. Ft. to Second Floor)



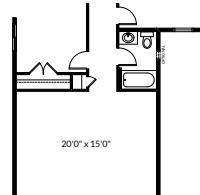
Second Floor Plan for Caldwell - X1 Elevation 1203 Sq. Ft. (Adds 1 Sq. Ft. to Second Floor)



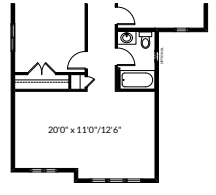
Optional Media Room (Adds 234 Sq. Ft. to Second Floor)



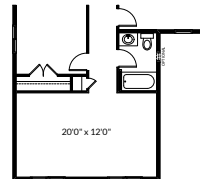
Optional Fourth Bedroom (Adds 234 Sq. Ft. to Second Floor)



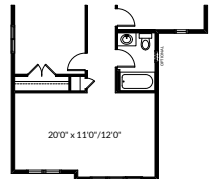
Partial Second Floor Plan for Caldwell - K7 & Z1 Elevations (Adds 73 Sq. Ft. to Second Floor)



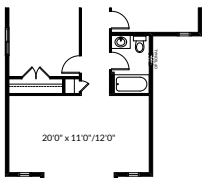
Partial Second Floor Plan for Caldwell - K7 & Z1 Elevations (Adds 7 Sq. Ft. to Second Floor)



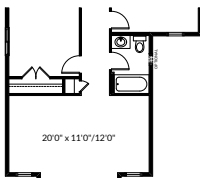
Partial Second Floor Plan for Caldwell - N2 Elevation (Adds 10 Sq. Ft. to Second Floor)



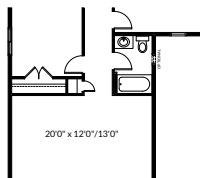
Partial Second Floor Plan for Caldwell - Q2 & Q3 Elevations (Adds 1 Sq. Ft. to Second Floor)



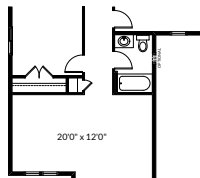
Partial Second Floor Plan for Caldwell - T2 Elevation (Adds 0 Sq. Ft. to Second Floor)



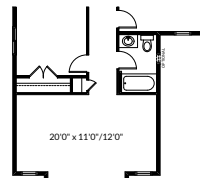
Partial Second Floor Plan for Caldwell - W4 Elevation (Adds 1 Sq. Ft. to Second Floor)



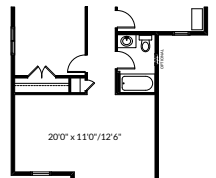
Partial Second Floor Plan for Caldwell - W5 Elevation (Adds 17 Sq. Ft. to Second Floor)



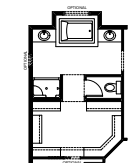
Partial Second Floor Plan for Caldwell - W6 Elevation (Adds 1 Sq. Ft. to Second Floor)



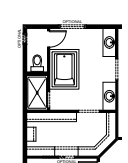
Partial Second Floor Plan for Caldwell - W7 Elevation (Adds 1 Sq. Ft. to Second Floor)



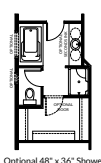
Partial Second Floor Plan for Caldwell - W7 Elevation (Adds 7 Sq. Ft. to Second Floor)



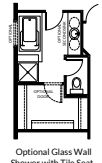
Optional Upgraded Ensuite #1 for use with Second Floor Plan with 3 Bedrooms, Upgraded Ensuite and Second Floor Laundry Room (Adds 248 Sq. Ft. to Second Floor)



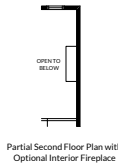
Optional Upgraded Ensuite #2 for use with Second Floor Plan with 3 Bedrooms, Upgraded Ensuite and Second Floor Laundry Room (Adds 234 Sq. Ft. to Second Floor)



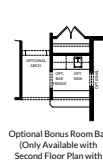
Optional 48" x 36" Shower (Adds 0 Sq. Ft. to Second Floor)



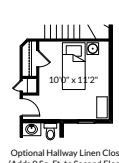
Optional Glass Wall Shower with Tile Seat (Adds 0 Sq. Ft. to Second Floor)



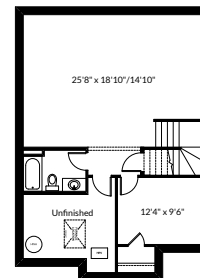
Partial Second Floor Plan with Optional Interior Fireplace (Adds 0 Sq. Ft. to Second Floor)



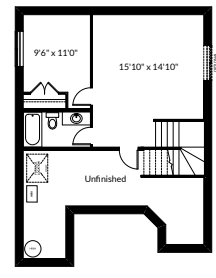
Optional Bonus Room Bar (Only Available with Second Floor Plan with 3 Bedrooms, Upgraded Ensuite and Second Floor Laundry Room)



Optional Hallway Linen Closet (Adds 0 Sq. Ft. to Second Floor)



Optional Basement Room Layout 747 Sq. Ft. (Finished Area)



Optional Basement Room Layout for Optional Extended Garage 497 Sq. Ft. (Finished Area)

Prices are subject to change without notice. Actual floor plan, elevation, and square footage may not be exactly as shown. Square footage is measured to Alberta Building Code (ABC) regulations. Builder reserves the right to make changes without notice. E&OE.

Homes by **AVI**

24'

THE MASON

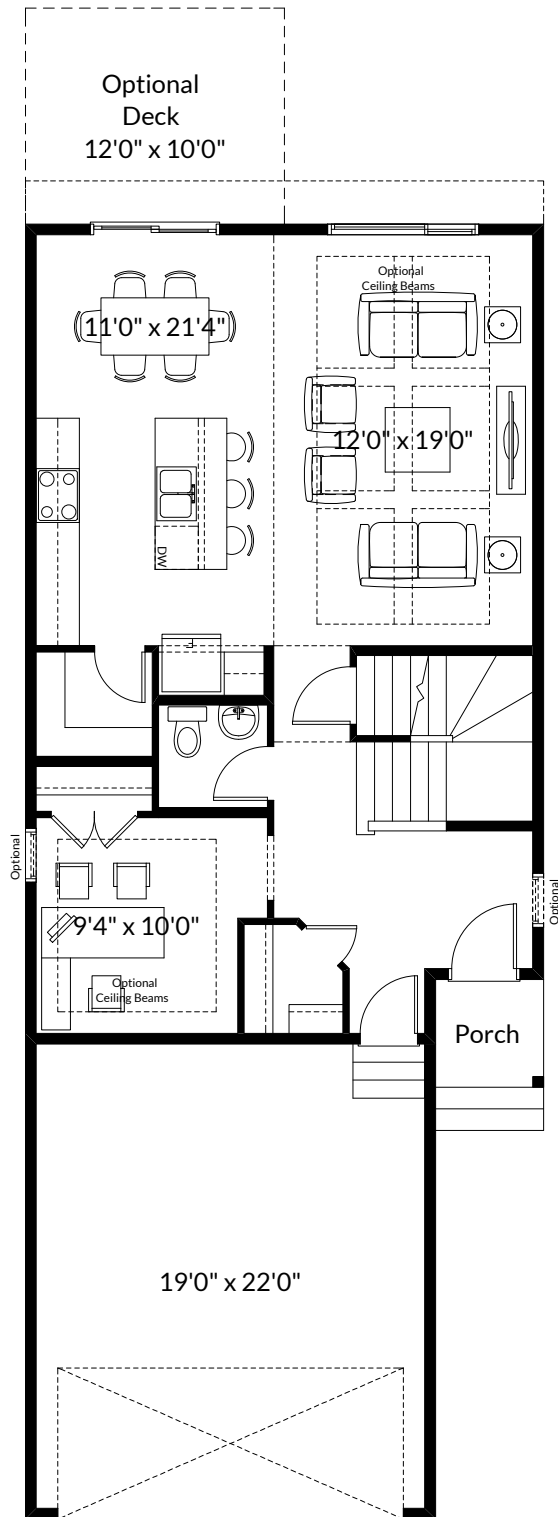
2,024+ SQ FT | 3 BED | 2.5 BATH



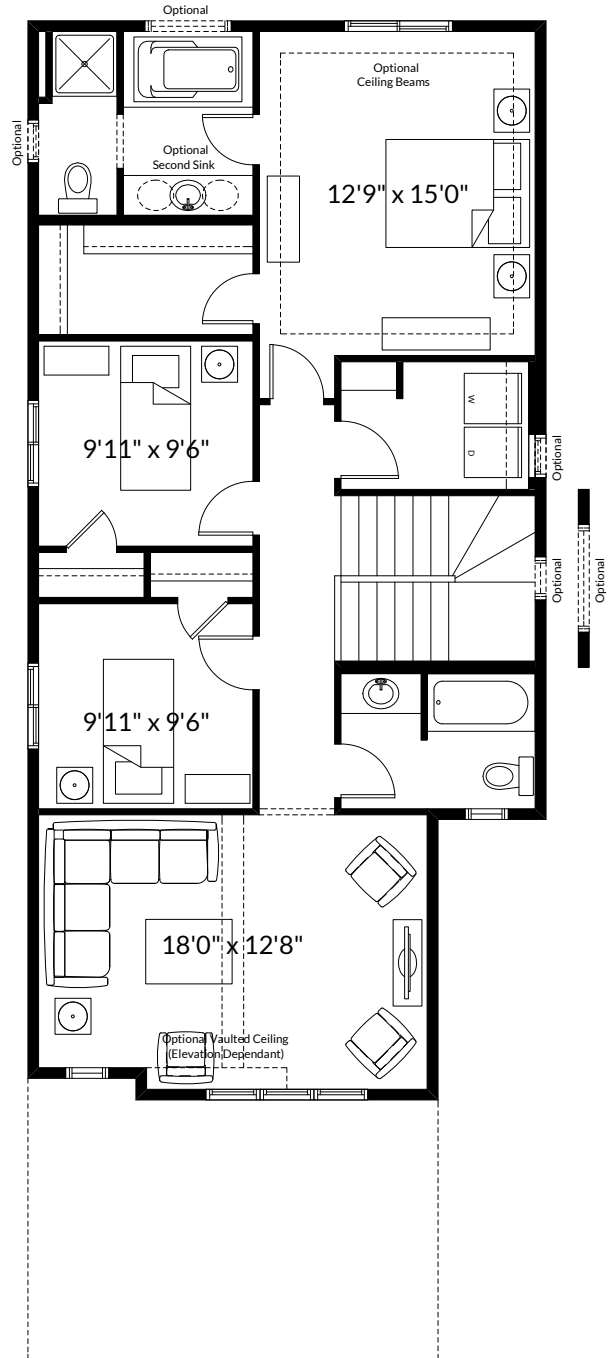
BETTER VALUE BY DESIGN
SINCE 1978 | HOMESBYAVI.COM

Homes by **AVI**

BASE FLOOR PLAN

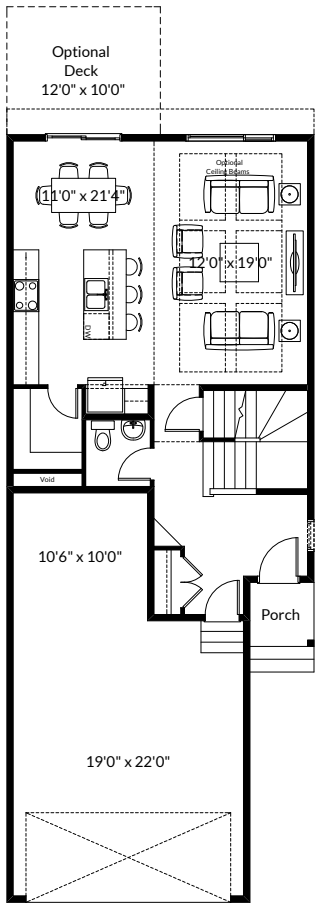


MAIN
897 SQ FT

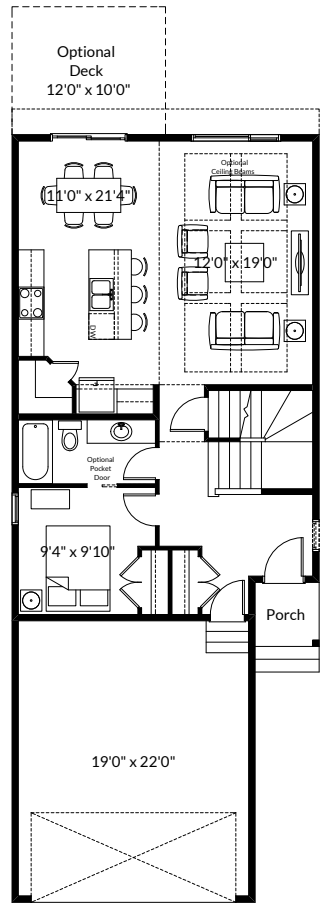


UPPER
1,127 SQ FT

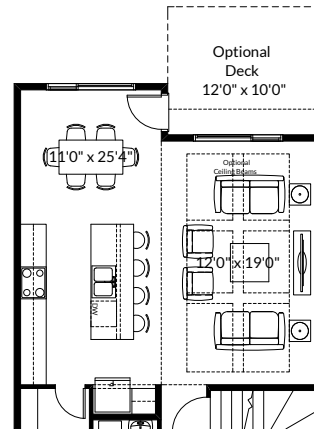
FLOOR PLAN OPTIONS



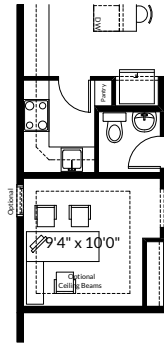
Main Floor Plan for
Optional Additional Garage Storage
(Removes 110 Sq. Ft. from Main Floor)



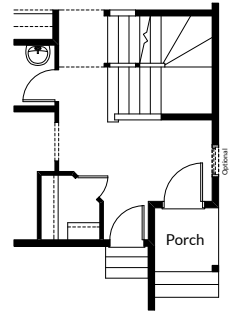
Main Floor Plan with
Optional Bedroom & 3 Piece Bathroom
(Adds 0 Sq. Ft. to Main Floor)



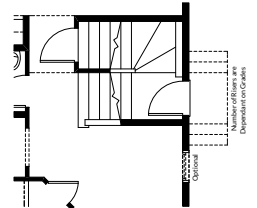
Partial Main Floor Plan with
Optional Extended Kitchen/Nook
(Adds 48 Sq. Ft. to Main Floor)



Partial Main Floor Plan with
Optional Spice Kitchen
(Adds 0 Sq. Ft. to Main Floor)

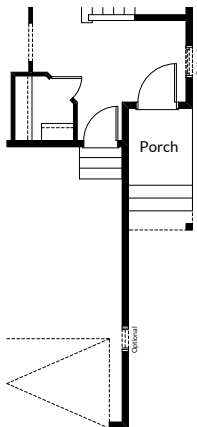


Optional Finished Stair
to Basement c/w Center
Wall Opening
(Adds 0 Sq. Ft. to Main Floor)

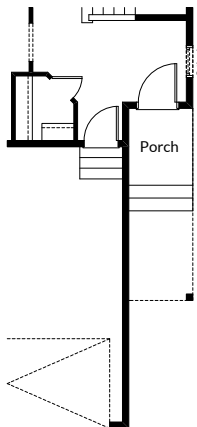


Partial Main Floor Plan
with Optional Side Entry
(Adds 0 Sq. Ft. to Main Floor;
Lot & Bylaw Permitting)

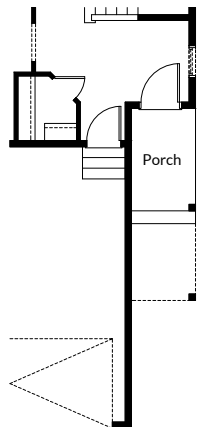
NOTE: BASEMENT STAIR UNFINISHED



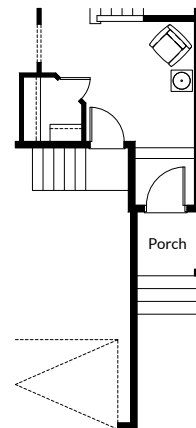
Partial Main Floor Plan for
Mason - Sunset Ridge Elevations
(Adds 0 Sq. Ft. to Main Floor)



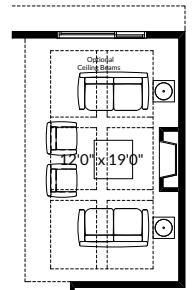
Partial Main Floor Plan for
Mason - Kings Heights Elevations
(Adds 0 Sq. Ft. to Main Floor)



Partial Main Floor Plan for
Mason - Livingston Elevations
(Adds 0 Sq. Ft. to Main Floor)



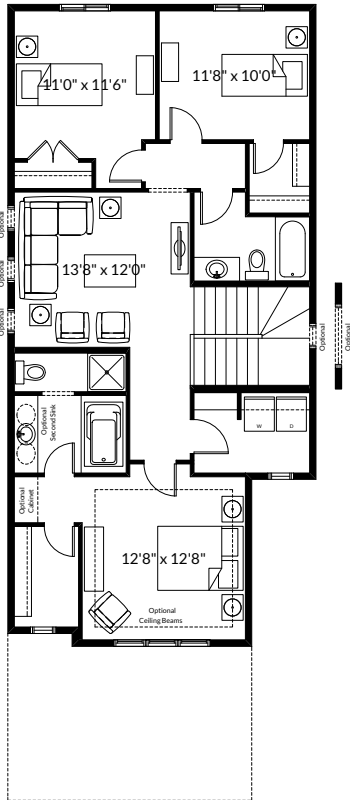
Partial Main Floor Plan with
Optional Dropped Entry
for Southfork Elevations
(Adds 43 Sq. Ft. to Main Floor)



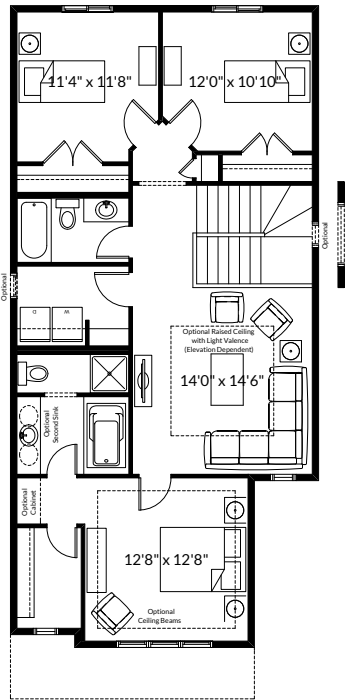
Partial Main Floor Plan
with Optional Interior Fireplace
(Adds 0 Sq. Ft. to Main Floor)

ADDITIONAL
OPTIONS

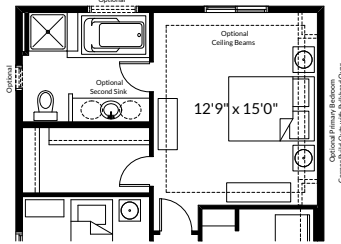
FLOOR PLAN OPTIONS



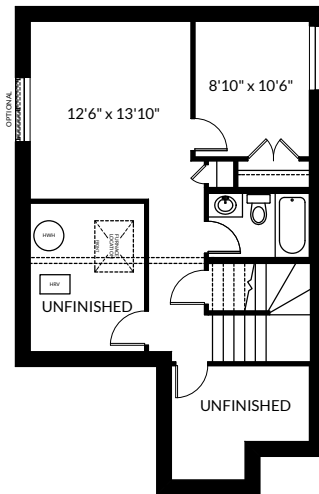
Optional Second Floor Plan
(Adds 0 Sq. Ft. to Second Floor)



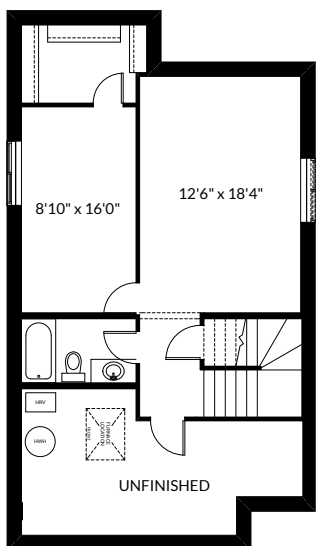
Second Floor Plan
For Livingston Elevations Only
(Adds 0 Sq. Ft. to Second Floor)



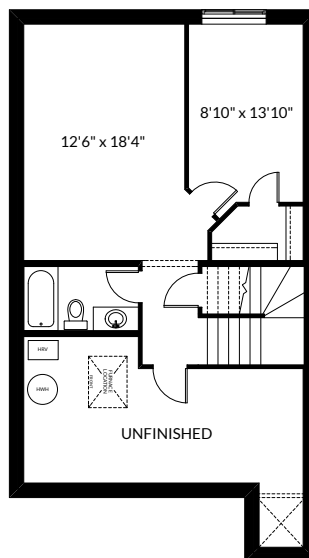
Partial Second Floor Plan with
Optional Upgraded Ensuite #1
(Adds 0 Sq. Ft. to Second Floor)



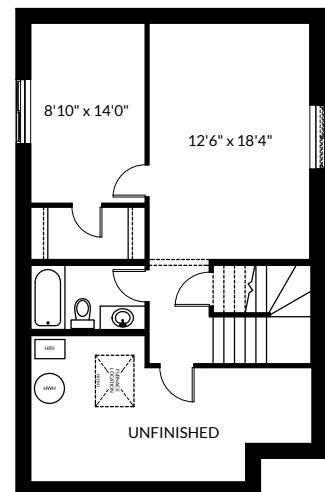
Optional Basement Room Layout
For Optional Additional Garage Storage
434 Sq. Ft. (Finished Area)



Optional Basement Room Layout
for Optional Extended Nook
574 Sq. Ft. (Finished Area)



Optional Basement Room Layout
for Dropped Entry
530 Sq. Ft. (Finished Area)



Optional Basement Room Layout
532 Sq. Ft. (Finished Area)

24'

THE GABRIEL

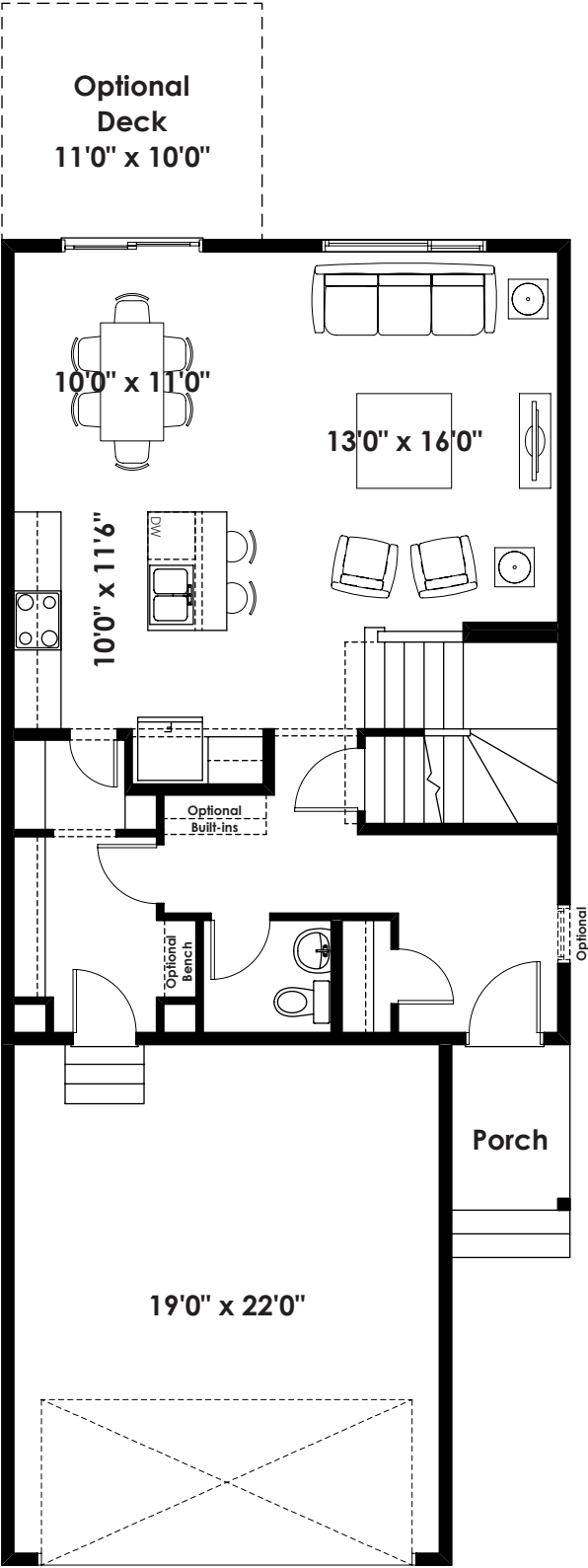
2,001+ SQ FT | 3 BED | 2.5 BATH



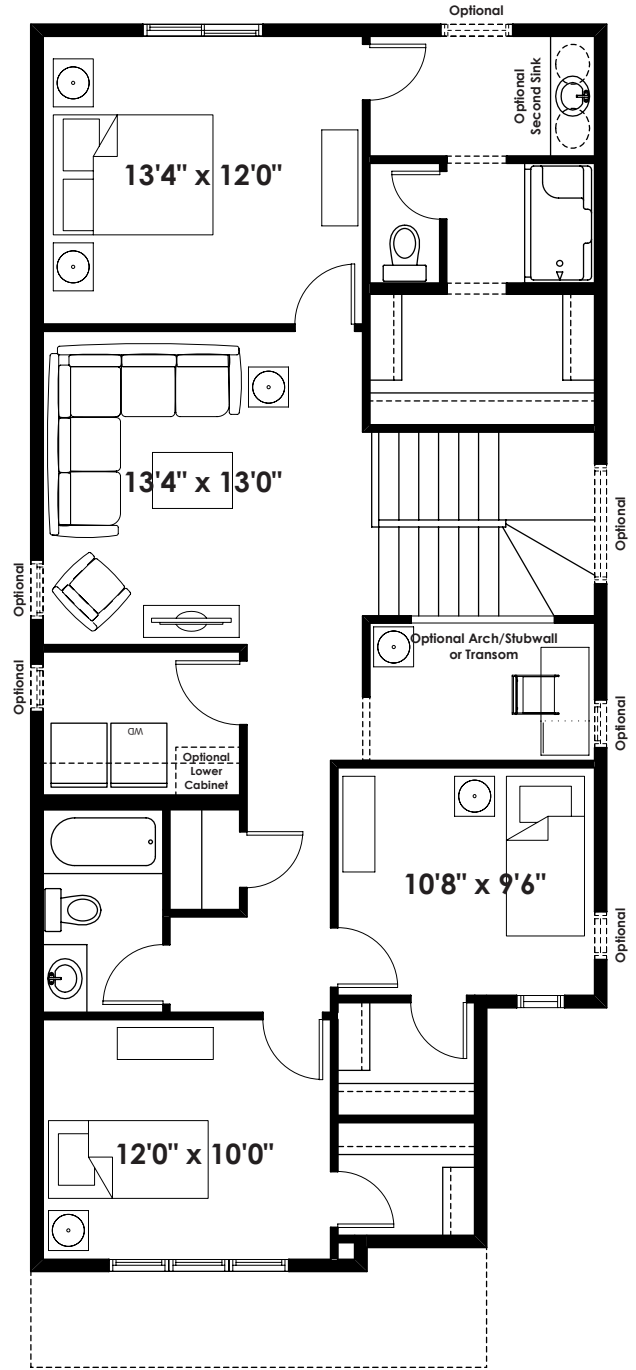
BETTER VALUE BY DESIGN
SINCE 1978 | HOMESBYAVI.COM

Homes by **AVI**

BASE FLOOR PLAN

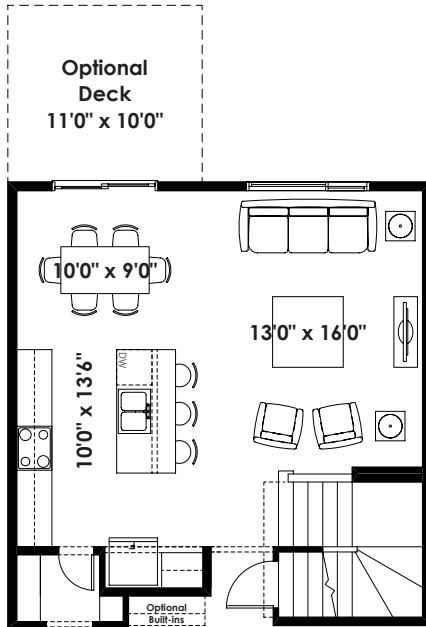


MAIN
816 SQ FT

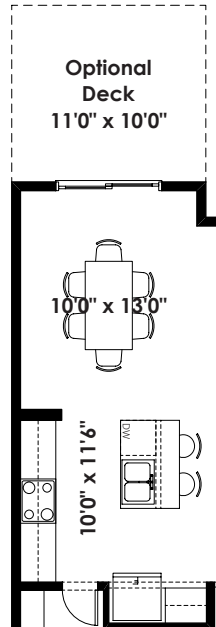


UPPER
1,185 SQ FT

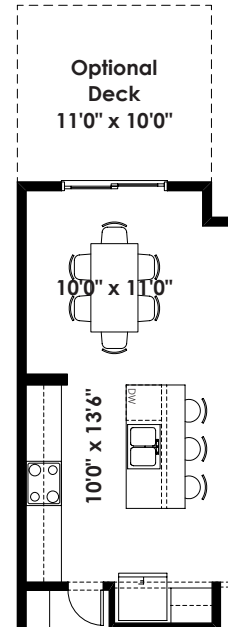
FLOOR PLAN OPTIONS



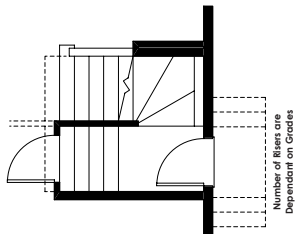
Partial Main Floor Plan with
Optional Kitchen
(Adds 0 Sq. Ft. to Main Floor)



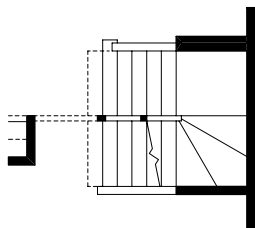
Partial Main Floor Plan with
Optional Eating Area Extension
(Adds 22 Sq. Ft. to Main Floor)



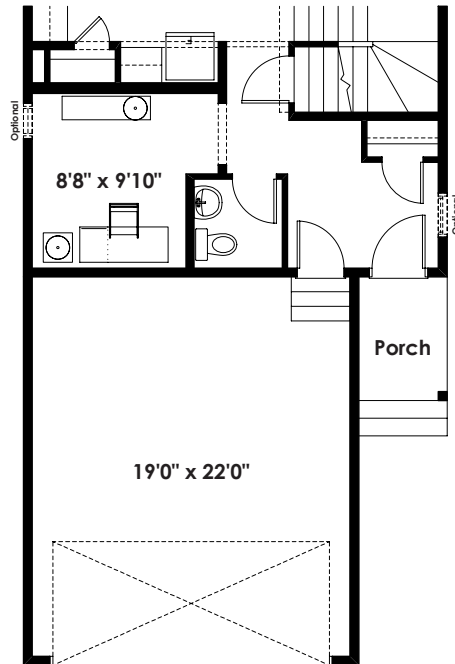
Partial Main Floor Plan with
Optional Eating Area Extension
For Use With Optional Kitchen
(Adds 22 Sq. Ft. to Main Floor)



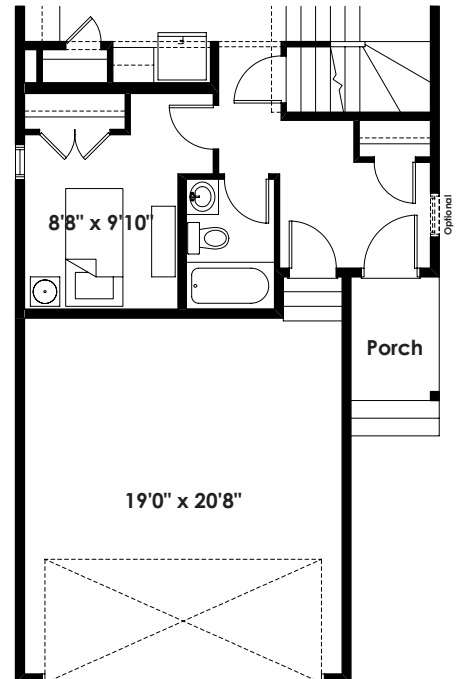
Partial Main Floor Plan
with Optional Side Entry
(Adds 0 Sq. Ft. to Main Floor;
Lot & Bylaw Permitting)



Partial Main Floor Plan with
Optional Finished Stair to Basement
c/w Center Wall Opening
(Adds 0 Sq. Ft. to Main Floor)



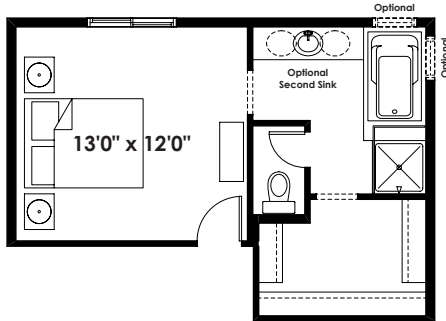
Partial Main Floor Plan with
Optional Main Floor Flex Room
(Adds 0 Sq. Ft. to Main Floor)



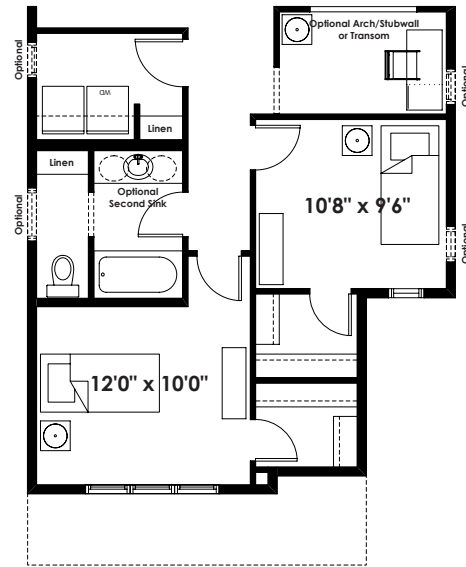
Partial Main Floor Plan with
Optional Main Floor Bedroom
(Adds 35 Sq. Ft. to Main Floor;
Adds 1'-0" to Garage Length)

ADDITIONAL
OPTIONS

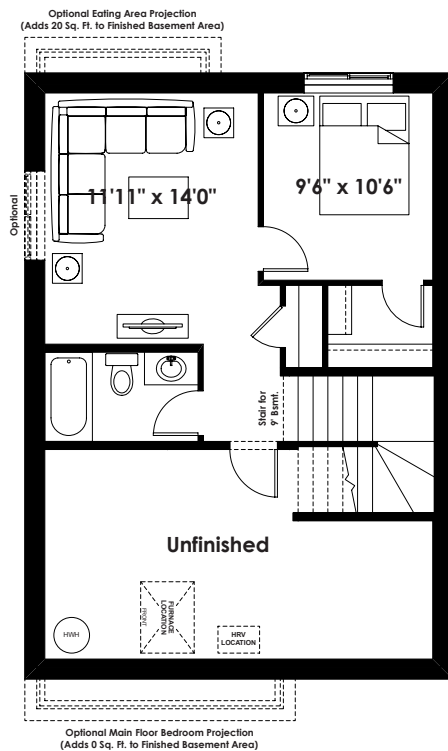
FLOOR PLAN OPTIONS



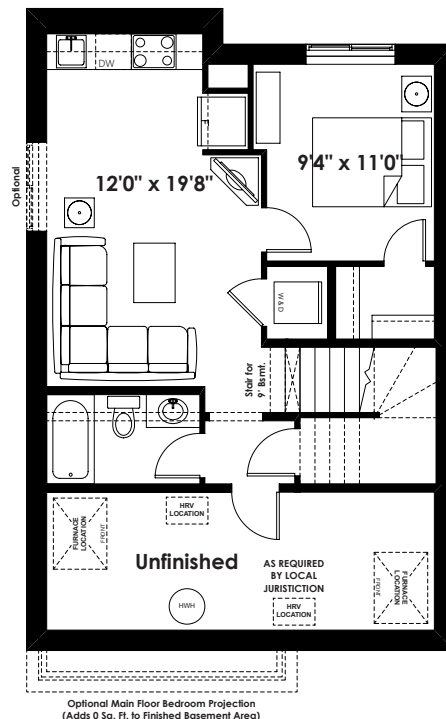
**Partial Second Floor Plan with
Optional Upgraded Ensuite #1
(Adds 0 Sq. Ft. to Second Floor)**



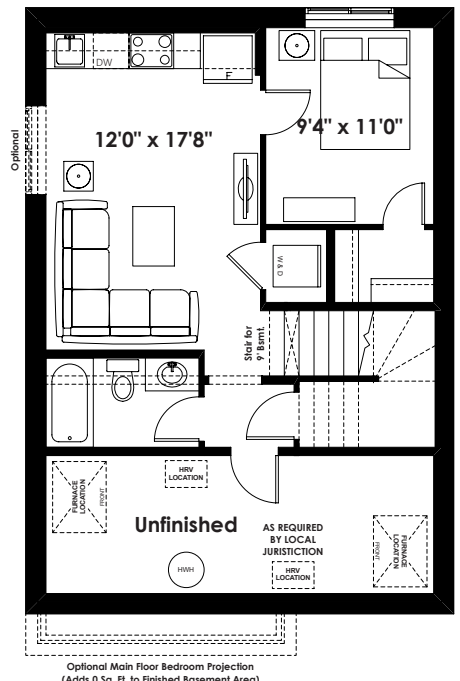
**Partial Second Floor Plan with
Optional Upgraded Main Bath
(Adds 0 Sq. Ft. to Second Floor)**



**Optional Basement Room Layout
431 Sq. Ft. (Finished Area)**



**Optional Basement Suite Layout
For Use with Extended Kitchen Options
506 Sq. Ft. (Finished Area)
(Must Add Optional Side Entry)**



**Optional Basement Suite Layout
486 Sq. Ft. (Finished Area)
(Must Add Optional Side Entry)**

22'

THE HALLADAY

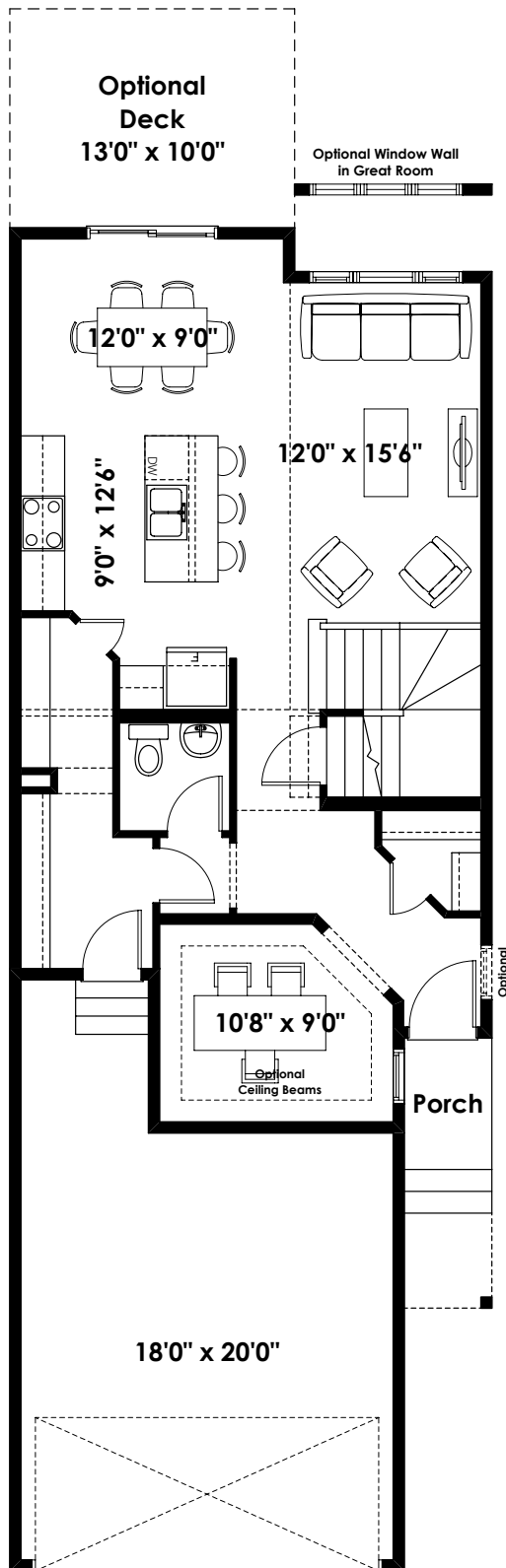
1,908+ SQ FT | 3 BED | 2.5 BATH



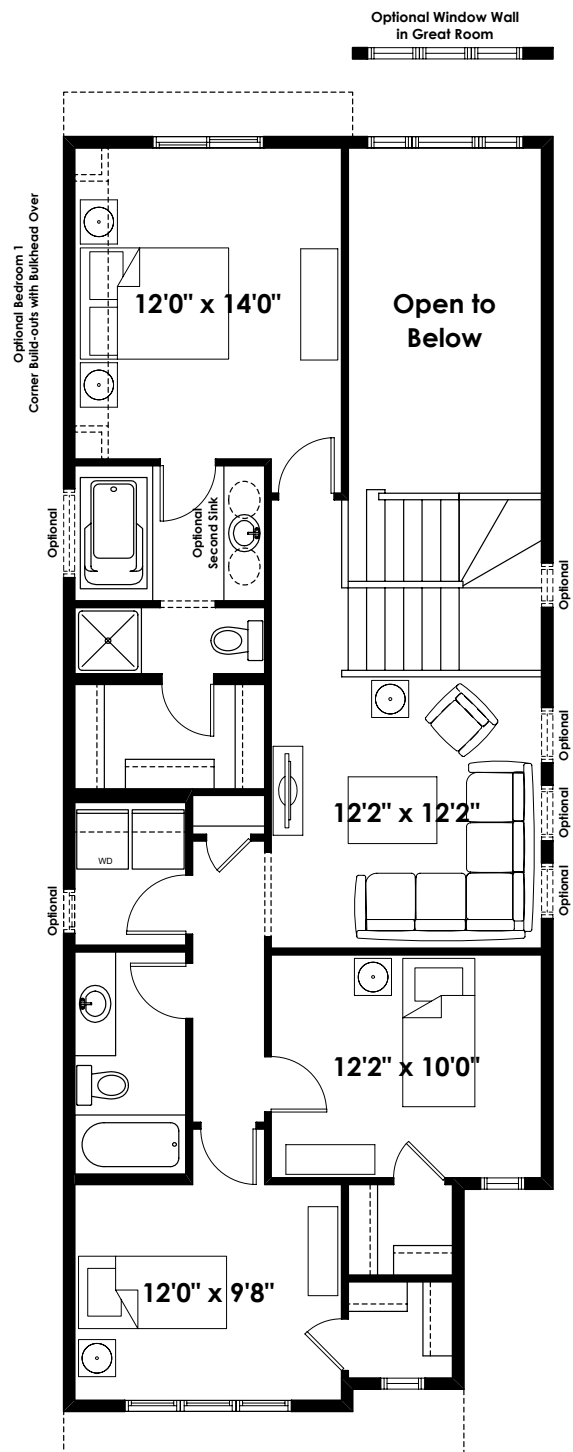
BETTER VALUE BY DESIGN
SINCE 1978 | HOMESBYAVI.COM

Homes by **AVI**

BASE FLOOR PLAN

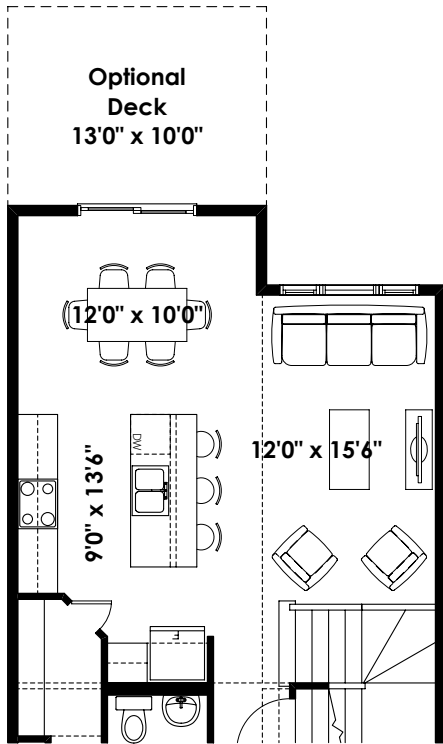


MAIN
830 SQ FT

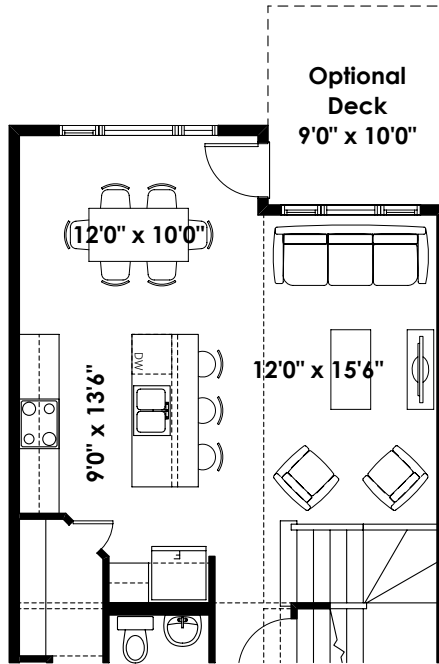


UPPER
1,078 SQ FT

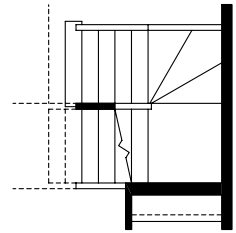
FLOOR PLAN OPTIONS



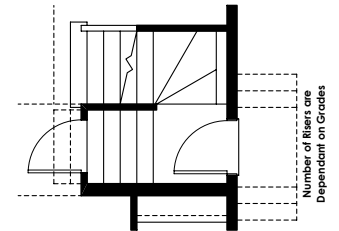
**Partial Main Floor Plan
Optional Extended Kitchen
(Adds 26 Sq. Ft. to Main Floor)**



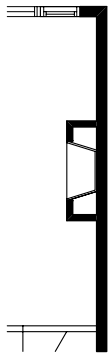
**Partial Main Floor Plan with
Optional Deck Location for
Extended Kitchen
(Adds 0 Sq. Ft. to Main Floor)**



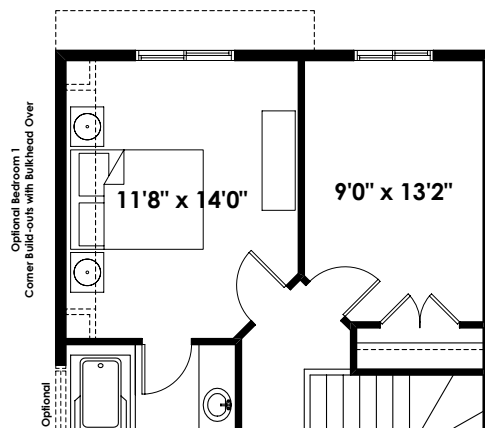
**Partial Main Floor Plan with
Optional Finished Stair to Basement
(Adds 0 Sq. Ft. to Main Floor)**



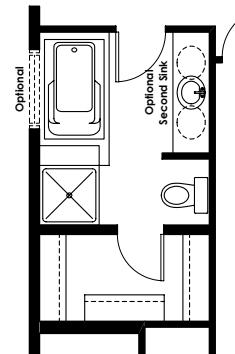
**Partial Main Floor Plan
with Optional Side Entry
(Adds 0 Sq. Ft. to Main Floor;
Lot & Bylaw Permitting)
NOTE: BASEMENT STAIR UNFINISHED**



**Partial Main Floor Plan with
Optional Interior Fireplace
(Adds 0 Sq.Ft. to Main Floor)**



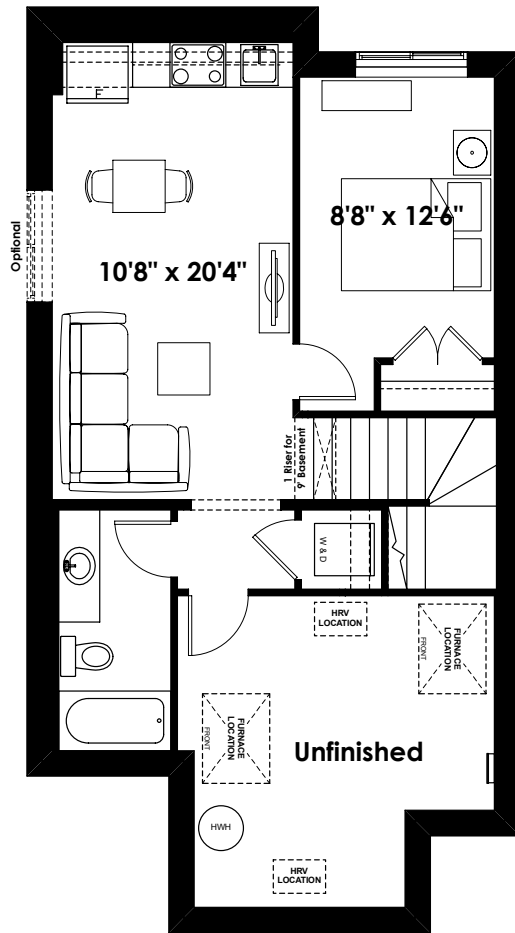
**Partial Second Floor Plan with
Optional Fourth Bedroom
(Adds 135 Sq. Ft. to Second Floor)**



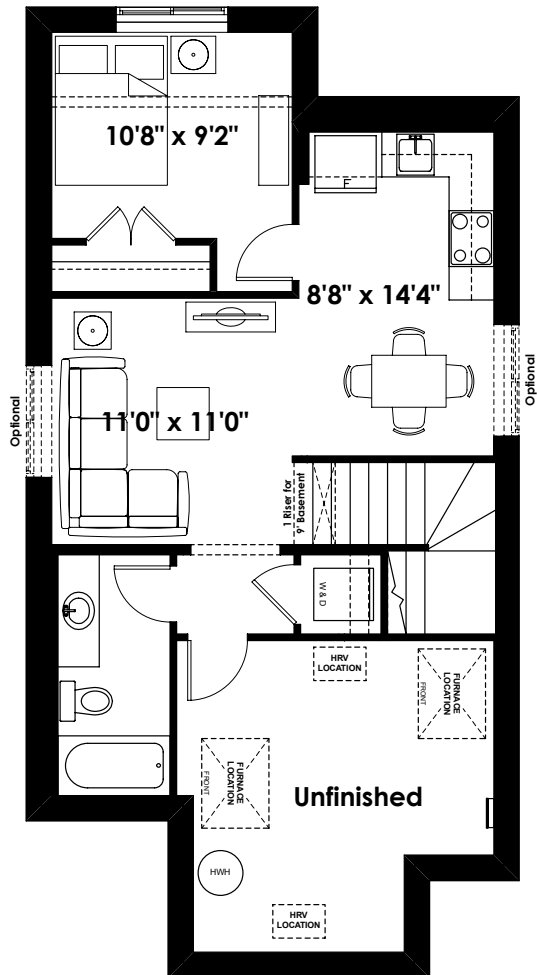
**Partial Second Floor Plan with
Optional Glass Wall Shower
(Adds 0 Sq. Ft. to Second Floor)**

ADDITIONAL
OPTIONS

FLOOR PLAN OPTIONS



Optional Basement Suite Layout
503 Sq. Ft. (Finished Area;
Must Add Optional Side Entry)



Optional Basement Suite Layout
For Use With Optional Deck
Location for Extended Kitchen
526 Sq. Ft. (Finished Area;
Must Add Optional Side Entry)

22'

THE MAURICE

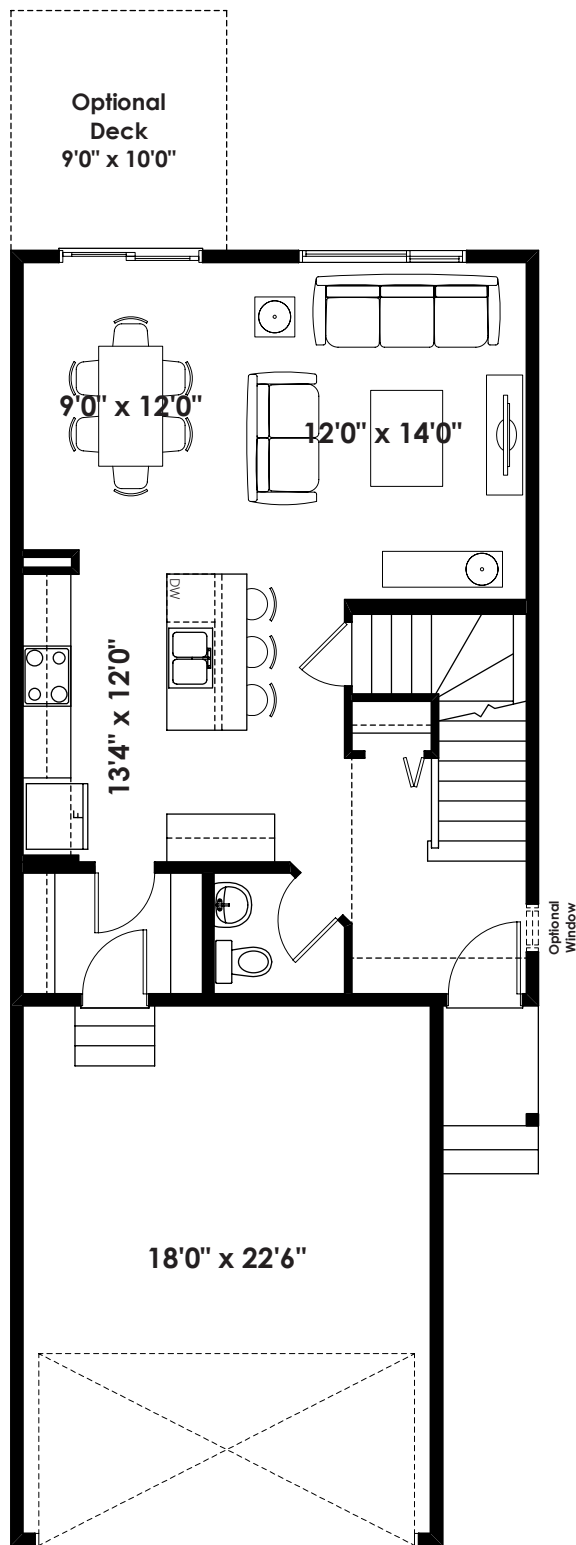
1,718+ SQ FT | 3 BED | 2.5 BATH



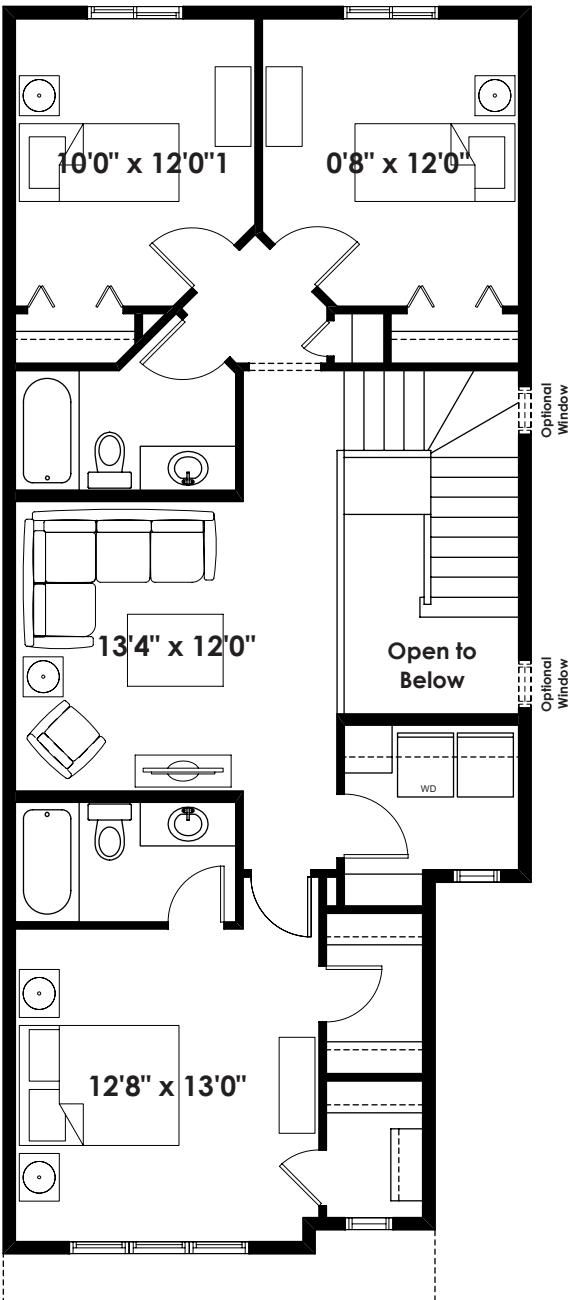
BETTER VALUE BY DESIGN
SINCE 1978 | HOMESBYAVI.COM

Homes by **AVI**

BASE FLOOR PLAN

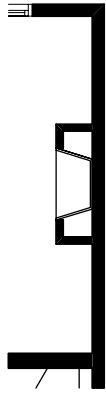


MAIN
693 SQ FT

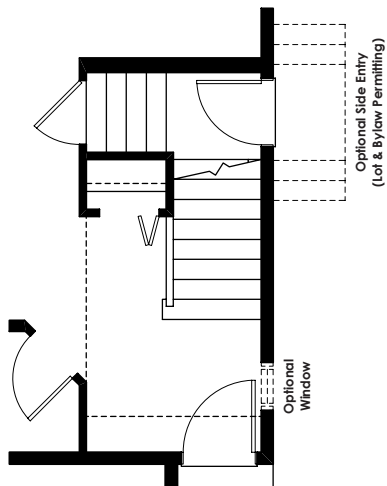


UPPER
1,025 SQ FT

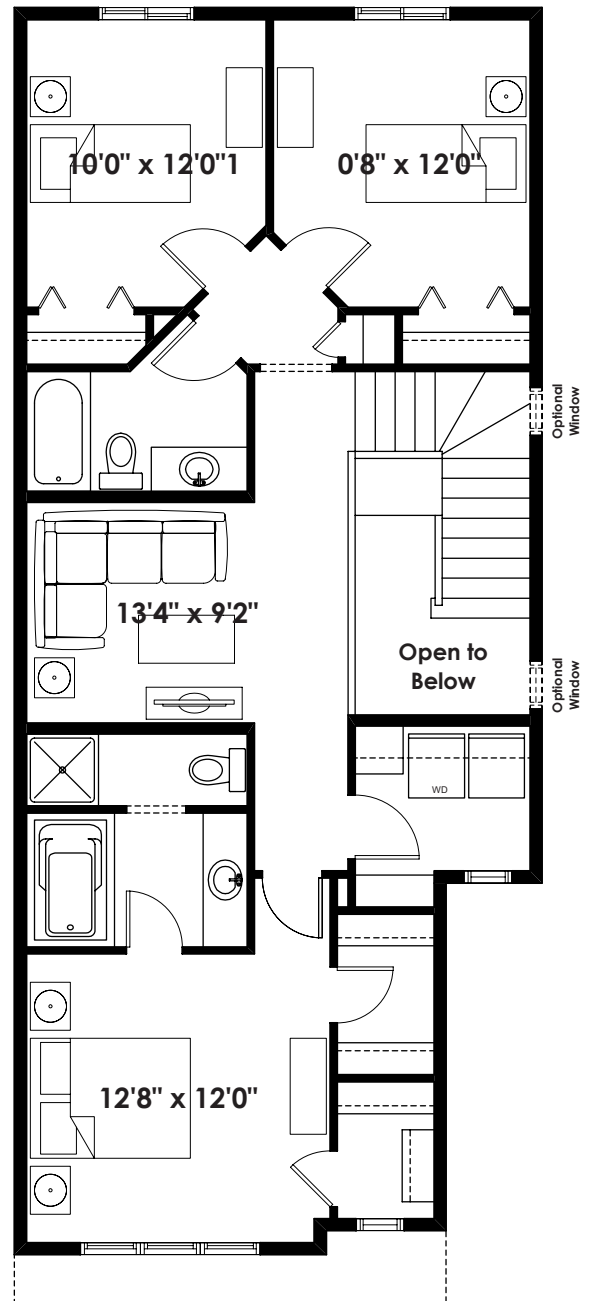
FLOOR PLAN OPTIONS



**Partial Main Floor Plan with
Optional Interior Fireplace
(Adds 0 Sq. Ft. to Main Floor)**



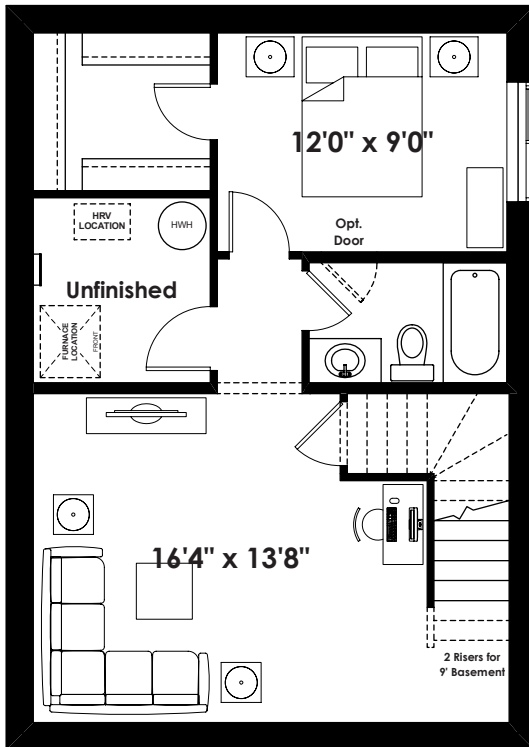
**Partial Main Floor Plan
with Optional Side Entry
(Adds 0 Sq. Ft. to Main Floor)**



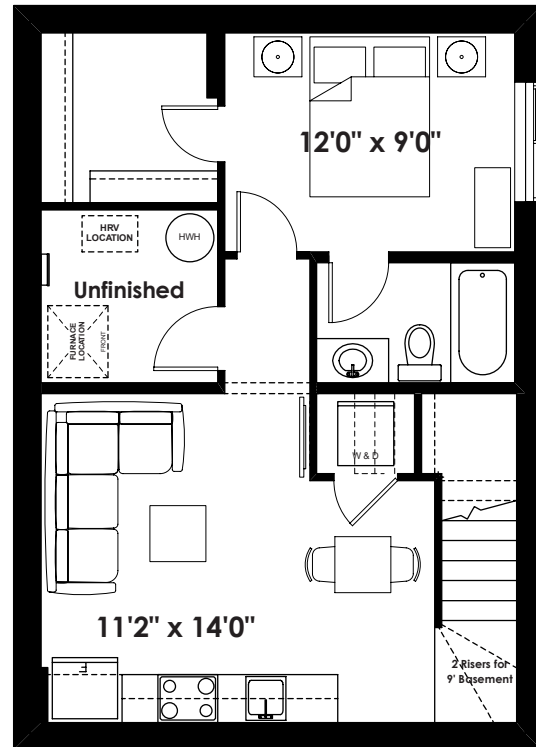
**Second Floor Plan with
Optional 4 Piece Ensuite
1025 Sq. Ft.**

ADDITIONAL
OPTIONS

FLOOR PLAN OPTIONS



Optional Basement Room Layout
510 Sq. Ft. (Finished Area)



Optional Basement Suite Layout
473 Sq. Ft. (Finished Area;
Must Add Optional Side Entry)

BASEMENT SUITE MAY NOT CONFORM
TO ALL MUNICIPALITIES;
LAND USE BY-LAW & CODE MUST BE
REVIEWED PRIOR TO ACCEPTANCE

24'

New
FEATURED
FLOOR PLAN

THE BRYSON

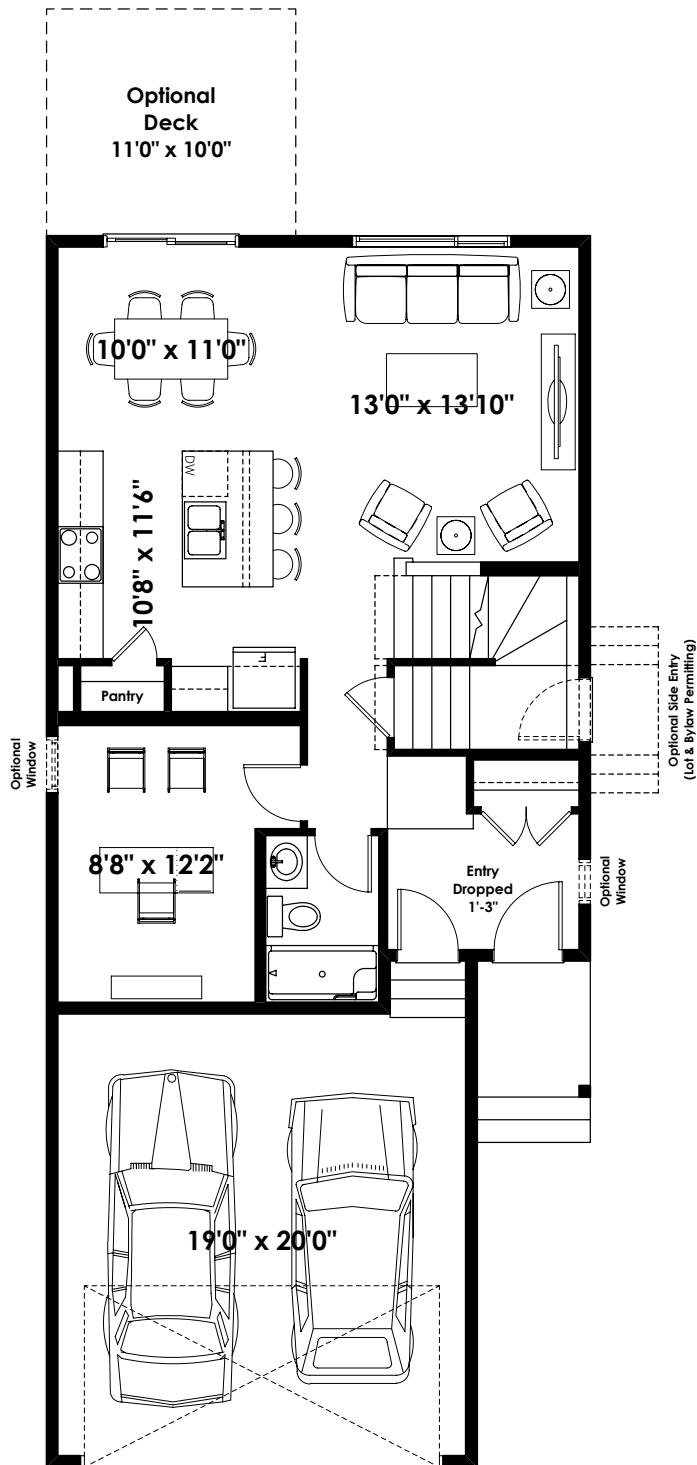
1,812+ SQ FT | 3 BED + FLEX | 3 BATH



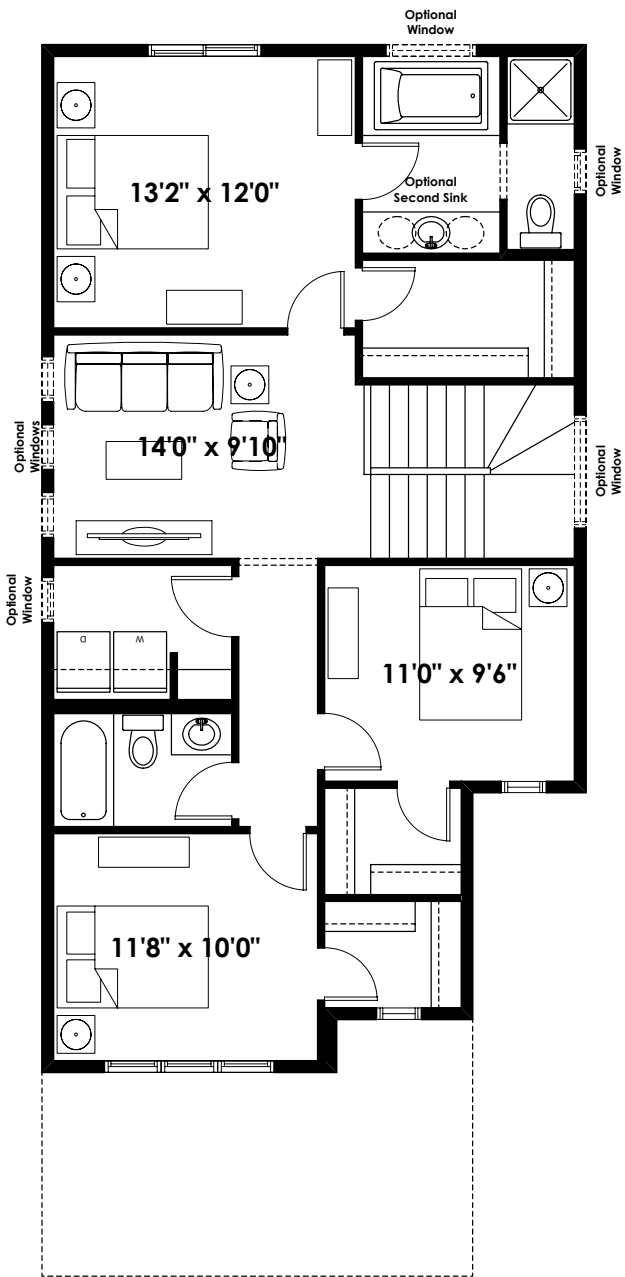
BETTER VALUE BY DESIGN
SINCE 1978 | HOMESBYAVI.COM

Homes by **AVI**

BASE FLOOR PLAN

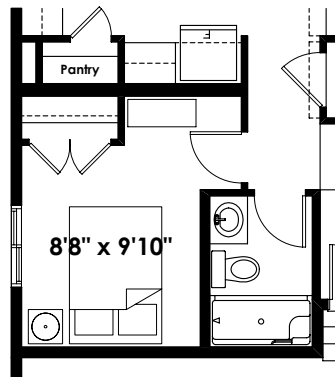


MAIN
803 SQ FT

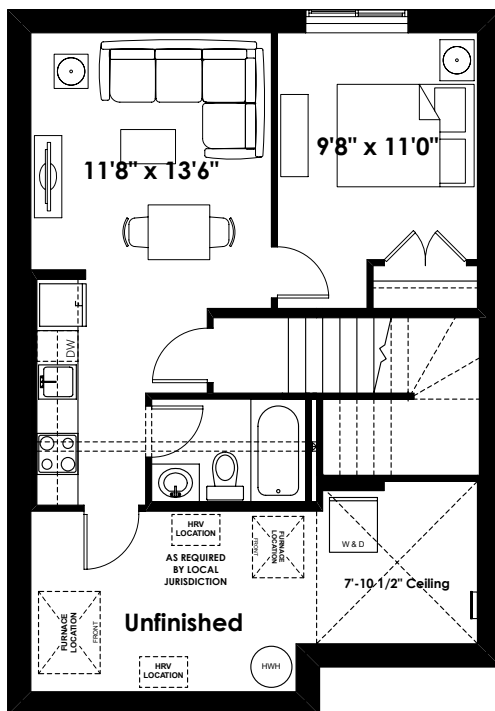


UPPER
1,009 SQ FT

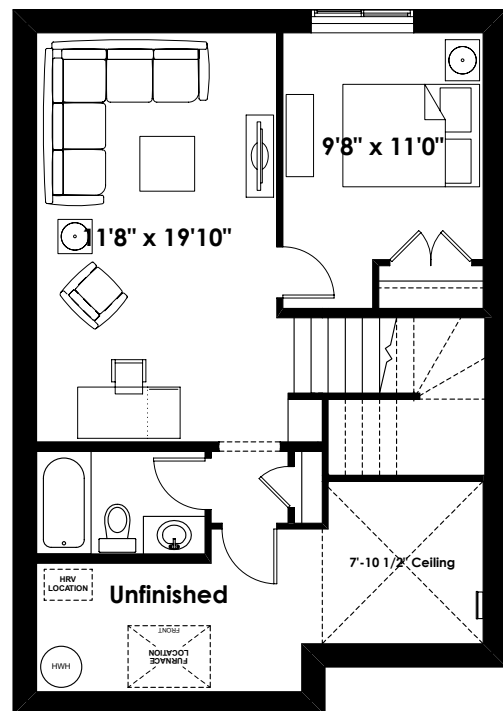
FLOOR PLAN OPTIONS



**Partial Main Floor Plan with
Optional Bedroom**
(Adds 0 Sq.Ft. to Main Floor)



Optional Basement Suite Layout
457 Sq. Ft. (Finished Area;
Includes 9' Foundation Walls)



Optional Basement Room Layout
485 Sq. Ft. (Finished Area;
Includes 9' Foundation Walls)

FEATURES OF THE BRYSON

- **Optional Side Entrance**
Perfect for future plans, like adding a basement suite for family members or use as a rental unit.
- **Main Floor Bed & Full Bath**
Ideal for a home office, guest room, or multi-generational living.
- **10' Front Entry Ceiling**
Prepare to wow your guests with a grand entrance.
- **Spacious Kitchen-Dining-Great Room**
Perfect for entertaining or quiet evenings at home.
- **Upper Floor Loft**
A quiet retreat for hobbies or movie nights.
- **Elevated Ceilings**
9' basement and main floor ceilings create a sense of spaciousness and maximize natural light.
- **4-Piece Ensuite**
Your private relaxation oasis, complete with all the comforts you deserve.
- **Upper Floor Laundry Room**
Because convenience shouldn't be a luxury.
- **Walk-in Closets in Secondary Bedrooms**
Plenty of storage for the whole family.
- **Double Attached Front Drive Garage**
Convenience and protection for your vehicles.

