

High Capacity Telehandlers

Regulatory area: NA

TF50.8





Comfort: The best workplace



Exclusive comfort

An unprecedented design guarantees maximum functionality and comfort; grouping the information provided to the driver and the controls of the various systems and devices for optimal ergonomics. The reverse shuttle on the steering wheel is also present on the joystick.

Cab entry

To ensure simple and easy access to the cab, the door of Merlo telehandlers can be opened by up to 180°. In addition, the inside of the door is equipped with a large handrail to help the operator when getting inside and outside of the cab.

Air-conditioning

Developed according to automotive standards, cutting the warm-up and cool-down times in half compared to a conventional air conditioning system. The inlet vent is placed on the side of the cab, away from potential sources of dust and dirt, while inside there are 8 vents.

Efficiency: Simpler and smarter



Transmission

In order to ensure a reduction in consumption and operating costs, Merlo telescopic handlers boast full electronic management of the transmission and engine, in order to minimise RPM and, consequently, fuel demand.

Steering Modes

The axles ensure the maximum steering angle to perform manoeuvres in tight spaces. Additionally, the operator can manage the steering of the machine with three different options according to the specific needs of the job.

Visibility

Merlo's improved visibility increases range of movement and safety for operators.

Performance: Everything at your fingertips



Transmission

The Merlo telehandlers have excellent braking capacity when the accelerator pedal is released, guaranteeing high torque to the wheels during material handling and transfers, as well as millimetric precision of movements when positioning the load.

Engines

All models feature a combustion engine in an original Merlo mounting layout, developed by Merlo with the invention of the panoramic visibility models, ensuring maximum accessibility to components in case of programmed and/or extraordinary maintenance.

Axles

The exclusively designed axles are manufactured and developed in-house by Merlo, and can be equipped with differential lock to ensure traction on any terrain, regardless of how unstable.

Safety: Not just feelings



Active safety

In order to remain fully compliant with regulations in frontal tipping prevention, Merlo handlers are equipped with features developed specifically to keep the operator safe from frontal tipping, without sacrificing performance, particularly of boom speed and lifting capacity.

Aerial work platform

The Merlo telehandlers can be configured with aerial work platform. This solution, complying with EN280 standard, assures an increased level of active and passive safety during work at heights, and enhances machine versatility.

Certified cab

All Merlo telehandlers have a metal structure above the glass roof on the outside of the cab to comply fully with FOPS Level II standard, the most stringent certification level in protecting the operator from falling objects.








1 - ASCS	<p>The ASCS safety system: the ideal assistant! The system adjusts the speed and maximum extent of the movements based on the attachments in use, the load being handled and its position, thus eliminating the risk of overturning. Standard on the entire range with LS hydraulic system.</p>
2 - EPD ECO POWER DRIVE	<p>Maximum savings and efficiency! The Merlo-patented EPD system electronically controls engine and transmission. It manages engine speed, hydrostatic pump flow rate, and hydrostatic drive displacement, maximising efficiency and reducing RPM, saving up to 18% in fuel consumption.</p>
3 - BOOM SUSPENSION	<p>Load protected in all conditions? Of course! Thanks to the active boom suspension (BSS technology). Precision and power guaranteed thanks to automatic deactivation below 3 km/h.</p>



— not available
● standard
○ optional

PERFORMANCE AND FEATURES	TF50.8TCS-170-HF	TF50.8T-170EE-HF	TF50.8TCS-170-CVT-HF
Performance			
Unladen weight (kg)	10200	10000	10300
Maximum load capacity (kg)	5000	5000	5000
Lift height (m)	7.9	7.9	7.9
Maximum reach (m)	4.2	4.2	4.2
Lift height at max. load capacity (m)	7.4	7.4	7.4
Reach at max. load capacity (m)	1.4	1.4	1.4
Load capacity at max. lift height (kg)	5000	5000	5000
Load capacity at max. reach (kg)	1600	1650	1650
Boom side-shift (mm)	—	—	—
Frame levelling (%)	+/-8	+/-8	+/-8
Boom section	2	2	2
Powertrain			
Engine	FPT NEF45	FPT NEF45	FPT NEF45
Range/Cylinders (l)	4500/4	4500/4	4500/4
Engine power (kW/HP)	125/170	125/170	125/170
Anti-pollution technology	Stage V - SCR + DOC + DPF	Tier 2	Stage V - SCR + DOC + DPF
Reversible Fan	○	○	○
Maximum speed (km/h)	40	40	40
Fuel tank capacity (l)	140	140	140
AdBlue tank capacity (l)	18	18	18
Hydrostatic transmission	●	●	CVTronic
EPD	PLUS	PLUS	PLUS
Electronic joystick	●	●	●
Axles	Axial	Axial	Axial
Reducers	Epicyclic	Epicyclic	Epicyclic
Brakes	Dry disc	Dry disc	Dry disc
Automatic parking brake	●	●	●
Hydraulic			
Hydraulic pump	HF	HF	HF
Delivery / pressure (bar-l/min)	160 - 250	160 - 250	160 - 250
Hydraulic oil tank capacity (l)	100	100	100
Auxiliary hydraulic service on boom	●	●	●
Rear service line	○	○	○
Cab			
Cab finishing	PREMIUM	PREMIUM	PREMIUM
ASCS	Premium	Premium	Premium
FOPS II Cab	●	●	●
ROPS Cab	●	●	●
Controls	Electronic joystick control	Electronic joystick	Electronic joystick control
Tilting cab	—	—	—
Reverse shuttle	Dual reverse	Dual reverse	Dual reverse
Configuration			
Hydropneumatic Suspension CS Merlo	●	—	●
Hydropneumatic Suspension BSS Merlo	●	●	●
Hydropneumatic Suspension EAS Merlo	—	—	—
Work lights on cab	●	●	●
Sun-shade in the cab	●	●	●
Tac-lock	●	●	●
Pre-arrangement for aerial work platform	○	○	○
Two floating forks	●	●	●
Pedal Inching-Control	●	●	●
Permanent four-wheel drive	●	●	●
All wheel steering	●	●	●
Three steering way	●	●	●
Standard tyres	500/70R24	500/70R24	500/70R24
OPT tyres	440/80-R24; 600/55-26.5; 500/70-R24, 17.5-25	440/80-R24; 600/55-26.5; 500/70-R24, 17.5-25	440/80-R24; 600/55-26.5; 500/70-R24, 17.5-25
Hydraulically controlled stabilizers	—	—	—
Turret rotation	—	—	—
Tractor type approval	○	○	○
Pneumatic brakes (ton)	○	○	○
Hydraulic brakes (ton)	○	○	○
PTO	—	—	—
3-point rear linkage	—	—	—



PERFORMANCE AND FEATURES		TF50.8T-170-HF		
	Performance			
	Unladen weight (kg)	10050		
	Maximum load capacity (kg)	5000		
	Lift height (m)	7.9		
	Maximum reach (m)	4.2		
	Lift height at max. load capacity (m)	7.4		
	Reach at max. load capacity (m)	1.4		
	Load capacity at max. lift height (kg)	5000		
	Load capacity at max. reach (kg)	1650		
	Boom side-shift (mm)	—		
	Frame levelling (%)	+/-8		
	Boom section	2		
	Powertrain			
	Engine	FPT NEF45		
	Range/Cylinders (l)	4500/4		
	Engine power (kW/HP)	125/170		
	Anti-pollution technology	Stage V - SCR + DOC + DPF		
	Reversible Fan	○		
	Maximum speed (km/h)	40		
	Fuel tank capacity (l)	140		
	AdBlue tank capacity (l)	18		
	Hydrostatic transmission	●		
	EPD	PLUS		
	Electronic joystick	●		
	Axles	Axial		
	Reducers	Epicyclic		
	Brakes	Dry disc		
	Automatic parking brake	●		
	Hydraulic			
	Hydraulic pump	HF		
	Delivery / pressure (bar-l/min)	160 - 250		
	Hydraulic oil tank capacity (l)	100		
	Auxiliary hydraulic service on boom	●		
	Rear service line	○		
	Cab			
	Cab finishing	PREMIUM		
	ASCS	Premium		
	FOPS II Cab	●		
	ROPS Cab	●		
	Controls	Electronic joystick control		
	Tilting cab	—		
	Reverse shuttle	Dual reverse		
	Configuration			
	Hydropneumatic Suspension CS Merlo	—		
	Hydropneumatic Suspension BSS Merlo	●		
	Hydropneumatic Suspension EAS Merlo	—		
	Work lights on cab	●		
	Sun-shade in the cab	●		
	Tac-lock	●		
	Pre-arrangement for aerial work platform	○		
	Two floating forks	●		
	Pedal Inching-Control	●		
	Permanent four-wheel drive	●		
	All wheel steering	●		
	Three steering way	●		
	Standard tyres	500/70R24		
	OPT tyres	440/80-R24; 600/55-26.5; 500/70-R24, 17.5-25		
	Hydraulically controlled stabilizers	—		
	Turret rotation	—		
	Tractor type approval	○		
	Pneumatic brakes (ton)	○		
	Hydraulic brakes (ton)	○		
	PTO	—		
	3-point rear linkage	—		


— not available
● standard
○ optional

Dimensions



	TF50.8TCS-170-HF	TF50.8T-170EE-HF	TF50.8TCS-170-CVT-HF	TF50.8T-170-HF
A - Length	4870	4870	4870	4870
C - Wheelbase	3050	3050	3050	3050
F - Ground clearance	440	440	440	440
H - Width	2400	2400	2400	2400
M - Cabin width	1010	1010	1010	1010
P - Height	2590	2530	2590	2530
R - Turning radius at wheels	3830	3830	3830	3830
S - Turning radius at forks	4800	4800	4800	4800

Your Merlo dealer



MERLO S.P.A.

Via Nazionale, 9
12010 S. Defendente di Cervasca,
(Cuneo) Italia
Tel. +39 0171 614111

info@merlo.com
www.merlo.com

