

Compact Telehandlers

Regulatory area: NA

P27.6





Comfort: The best workplace



Exclusive comfort

An unprecedented design guarantees maximum functionality and comfort; grouping the information provided to the driver and the controls of the various systems and devices for optimal ergonomics. The reverse shuttle on the steering wheel is also present on the joystick.

Cab entry

To ensure simple and easy access to the cab, the door of Merlo telehandlers can be opened by up to 180°. In addition, the inside of the door is equipped with a large handrail to help the operator when getting inside and outside of the cab.

Air-conditioning

Developed according to automotive standards, cutting the warm-up and cool-down times in half compared to a conventional air conditioning system. The inlet vent is placed on the side of the cab, away from potential sources of dust and dirt, while inside there are 8 vents.

Efficiency: Simpler and smarter



Transmission

In order to ensure a reduction in consumption and operating costs, Merlo telescopic handlers boast full electronic management of the transmission and engine, in order to minimise RPM and, consequently, fuel demand.

Steering Modes

The axles ensure the maximum steering angle to perform manoeuvres in tight spaces. Additionally, the operator can manage the steering of the machine with three different options according to the specific needs of the job.

Visibility

Merlo's improved visibility increases range of movement and safety for operators.

Performance: Everything at your fingertips



Transmission

The Merlo telehandlers have excellent braking capacity when the accelerator pedal is released, guaranteeing high torque to the wheels during material handling and transfers, as well as millimetric precision of movements when positioning the load.

Engines

All models feature a combustion engine in an original Merlo mounting layout, developed by Merlo with the invention of the panoramic visibility models, ensuring maximum accessibility to components in case of programmed and/or extraordinary maintenance.

Axles

The exclusively designed axles are manufactured and developed in-house by Merlo, and can be equipped with differential lock to ensure traction on any terrain, regardless of how unstable.

Safety: Not just feelings



Active safety

In order to remain fully compliant with regulations in frontal tipping prevention, Merlo handlers are equipped with features developed specifically to keep the operator safe from frontal tipping, without sacrificing performance, particularly of boom speed and lifting capacity.

Aerial work platform

The Merlo telehandlers can be configured with aerial work platform. This solution, complying with EN280 standard, assures an increased level of active and passive safety during work at heights, and enhances machine versatility.

Certified cab

All Merlo telehandlers have a metal structure above the glass roof on the outside of the cab to comply fully with FOPS Level II standard, the most stringent certification level in protecting the operator from falling objects.



1 - 180° OPENING	A door that made history! Merlo is the only manufacturer to offer a door with 180° split opening. Standard on the entire range.
2 - COMPACTNESS	Size matters! The absence of bulky counterweights, thanks to the studied balancing of the machine, makes Merlo models often the most compact in their category.
3 - TAC-LOCK	Manoeuvrability One of Merlo's development focuses is to minimise manoeuvring space while maximising the agility of machines. Merlo axles ensure maximum steering angle for manoeuvring in tight spaces. Additionally, the operator can manage the steering of the machine with three different options according to the specific needs of the job (front wheel steering, pivot steering and crab steering (for lateral movements)).
4 - 360° VISIBILITY	360° safety! Merlo telehandlers are designed to offer the best visibility on the market, thus maximising travel efficiency and safety for you and those around you.



PERFORMANCE AND FEATURES

P27.6EE4PLUS

P27.6EE4TOP

Performance

Unladen weight (lb)	
Maximum load capacity (lb)	
Lift height (ft)	
Maximum reach (m)	
Lift height at max. load capacity (m)	
Reach at max. load capacity (m)	
Load capacity at max. lift height (m)	
Load capacity at max. reach (kg)	
Boom side-shift (mm)	
Frame levelling (%)	
Boom section	

10692
6000
19' 4"
10' 9"
14' 0"
4' 0"
3300
2000
-
-
2

10692
6000
19' 4"
10' 9"
14' 0"
4' 0"
3300
2000
-
-
2

Powertrain

Engine
Range/Cylinders
Engine power (kW/HP)
Anti-pollution technology
Reversible Fan
Maximum speed (km/h)
Fuel tank capacity (l)
AdBlue tank capacity (l)
Hydrostatic transmission
EPD
Joystick autoaccelerante
Axles
Reducers
Brakes
Automatic parking brake

Kohler 2504 TCR
2500/4
55,4/75,1
Tier 3 - DOC
—
25
18.5
●
—
—
Axial
Epicyclic
Dry discs
●

Kohler 2504 TCR
2500/4
55,4/75,1
Tier 3 - DOC
—
25
18.5
TOP - 1V
—
—
Axial
Epicyclic
Dry discs
●

Hydraulic

Hydraulic pump
Delivery / pressure (L / MIN - BAR)
Hydraulic oil tank capacity (l)
Auxiliary hydraulic service on boom
Rear service line

Gear
25,1 - 3046
18.5
●
○

Gear
25,1 - 3046
18.5
●
○

Cab

Cab finishing
ASCS
FOPS II Cab
ROPS Cab
Controls
Tilting cab
Reverse shuttle

ECO
—
●
●
Electromechanical joystick control
—
Finger touch

ECO
—
●
●
Electromechanical joystick control
—
Finger touch

Configuration

Hydropneumatic Suspension CS Merlo
Hydropneumatic Suspension BSS Merlo
Hydropneumatic Suspension EAS Merlo
Work lights on cab
Sun-shade in the cab
Tac-lock
Pre-arrangement for aerial work platform
Two floating forks
Pedal Inching-Control
Permanent four-wheel drive
All wheel steering
Three steering way
Standard tyres
OPT tyres
Hydraulically controlled stabilizers
Turret rotation
Tractor type approval
Pneumatic brakes (ton)
Hydraulic brakes (ton)
PTO
3-point rear linkage

—
○
—
○
○
●
○
●
●
●
●
●
●
12-16.5
12/75-18; 300/80-15.3
—
—
—
—
—
—
—
—

—
○
—
○
○
●
○
●
●
●
●
●
12-16.5
12/75-18; 300/80-15.3
—
—
—
—
—
—
—
—

- not available
- standard
- optional

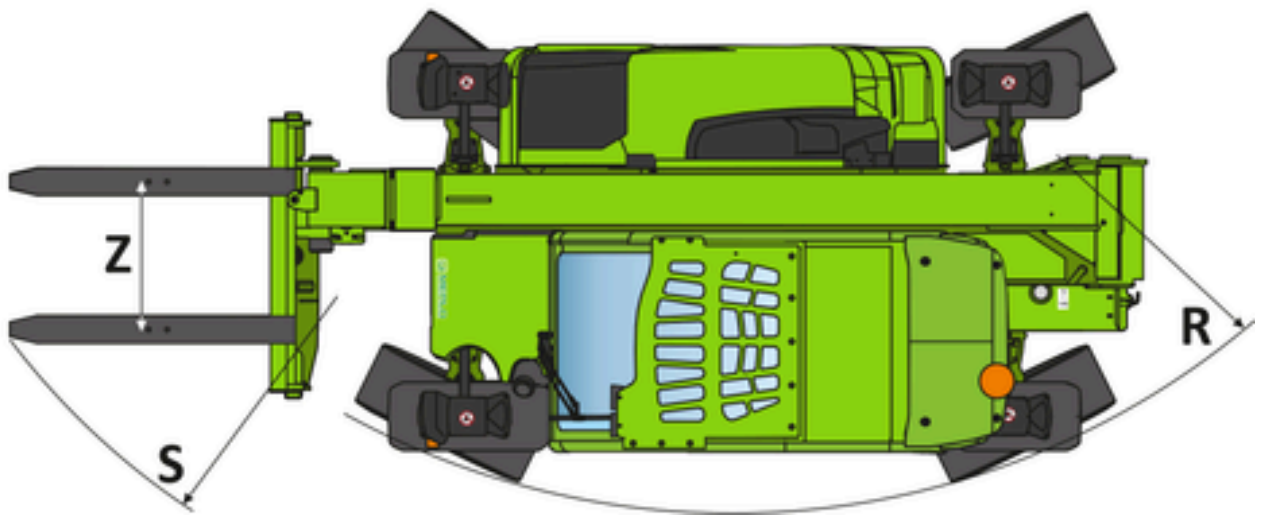
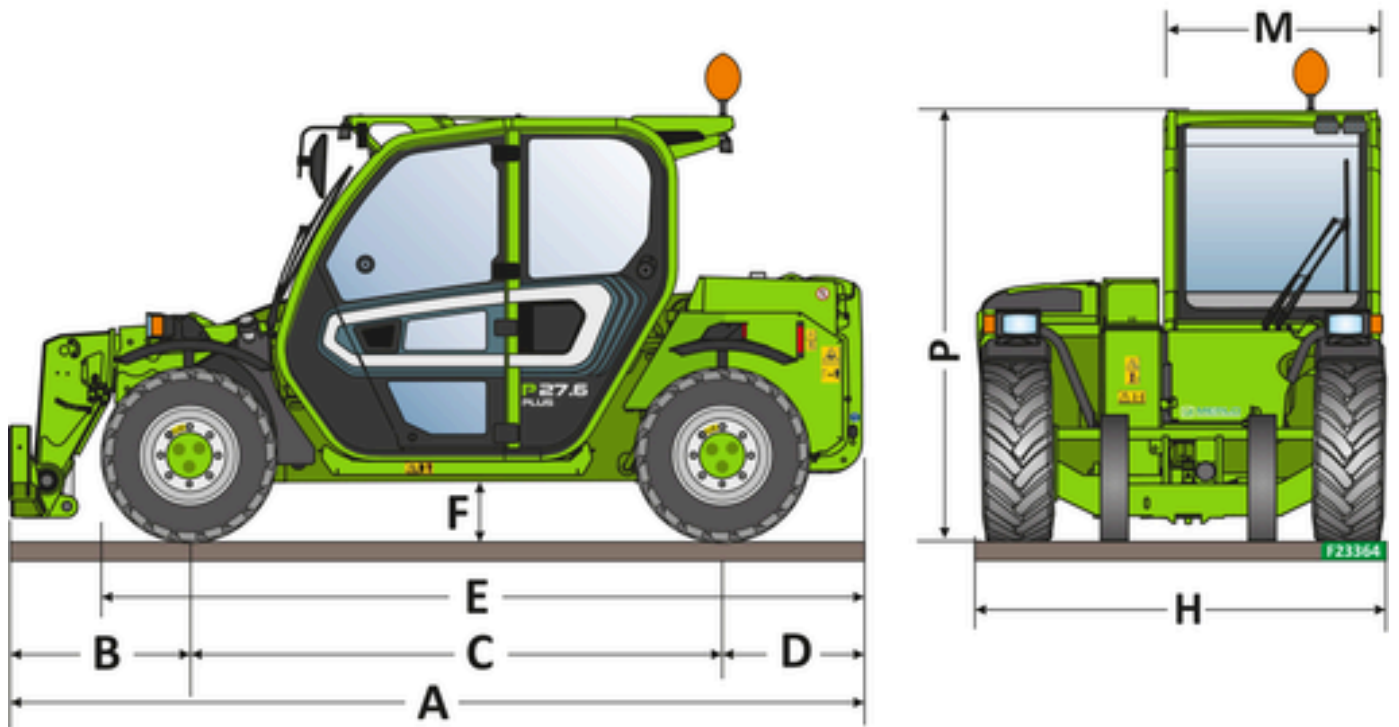
Dimensions




	P27.6EE4PLUS	P27.6EE4TOP
A - Length	154	154
C - Wheelbase	96	96
F - Ground clearance	11	11
H - Width	73	73
M - Cabin width	40	40
P - Height	77	77
R - Turning radius at wheels	133	133
S - Turning radius at forks	165	165

Technical Details





Your Merlo dealer



MERLO S.P.A.

Via Nazionale, 9
12010 S. Defendente di Cervasca,
(Cuneo) Italia
Tel. +39 0171 614111

info@merlo.com
www.merlo.com

