



2026 Operating Budget & 10-Year Capital 2026-2035

Budget 2026 by Services



For Period Ending 31-Dec-2026

			A	B	(B-A)		
	ACTUAL 2024	BUDGET 2024	BUDGET 2025	PROVISIONAL 2026 BUDGET	PROVISIONAL 2027 BUDGET	VARIANCE	%
OPERATING							
Net Taxation							
Supplemental & omitted assessment	-21,466.22	-25,000.00	-25,000.00	-25,000.00	-25,000.00	0.00	0.00
PILs	-272,962.16	-259,397.00	-272,962.00	-290,573.00	-290,573.00	-17,611.00	0.06
MOS/357/358/ARB	28,672.74	47,500.00	47,500.00	47,500.00	47,500.00	0.00	0.00
Total Net Taxation	-265,755.64	-236,897.00	-250,462.00	-268,073.00	-268,073.00	-17,611.00	0.07
Unconditional Grants							
OMPF	-1,177,500.00	-1,177,500.00	-1,177,500.00	-1,281,900.00	-1,281,900.00	-104,400.00	0.09
Total Unconditional Grants	-1,177,500.00	-1,177,500.00	-1,177,500.00	-1,281,900.00	-1,281,900.00	-104,400.00	0.09
General government							
User fees and service charges	-57,341.84	-57,130.00	-52,500.00	-73,465.00	-55,779.00	-20,965.00	0.40
Casino Revenue	-961,005.00	-1,107,200.00	-1,200,000.00	-930,000.00	-930,000.00	270,000.00	-0.23
Investments	-658,210.24	-410,000.00	-500,000.00	-752,830.00	-767,887.00	-252,830.00	0.51
Penalties and interest on taxes	-128,540.92	-102,400.00	-120,000.00	-124,000.00	-124,000.00	-4,000.00	0.03
Rental & other income	-198,332.70	-224,115.00	-188,820.00	-215,137.00	-217,511.00	-26,317.00	0.14
Transfer from reserves & reserve funds	-141,145.00	-141,145.00	-141,145.00	-141,145.00	-141,145.00	0.00	0.00
Council expenditures	170,699.02	163,165.00	170,365.00	317,838.00	325,644.00	147,473.00	0.87
Corporate expenditures	3,642,043.53	3,817,529.00	4,088,422.00	4,080,328.00	4,172,711.00	-8,094.00	0.00
Elections expenditures	10,397.35	13,680.00	13,780.00	30,452.00	13,647.00	16,672.00	1.21
IT expenditures	254,006.81	208,145.00	208,145.00	220,000.00	224,280.00	11,855.00	0.06
Town Hall expenditures	281,049.24	217,805.00	231,252.00	225,407.00	227,087.00	-5,845.00	-0.03
Buildings & other properties	691,502.13	670,100.00	765,401.00	836,926.00	854,891.00	71,525.00	0.09
MPAC	71,390.80	73,380.00	73,380.00	74,850.00	76,347.00	1,470.00	0.02
Total General government	2,976,513.18	3,121,814.00	3,348,280.00	3,549,224.00	3,658,285.00	200,944.00	0.06
Protection to Persons & Property							
Fire Services revenues	-516,181.12	-15,000.00	-14,500.00	-30,000.00	-30,600.00	-15,500.00	1.07
Police Services revenues	-1,868,574.22	-1,295,278.00	-1,322,520.00	-1,289,429.00	-1,319,440.00	33,091.00	-0.03
Building permits & inspections	-242,279.58	-115,100.00	-175,000.00	-150,800.00	-153,816.00	24,200.00	-0.14
Animal Control revenues	-7,965.00	-6,850.00	-8,350.00	-7,500.00	-7,650.00	850.00	-0.10
By-Law enforcement revenues	0.00	-2,000.00	-2,000.00	-3,000.00	-3,060.00	-1,000.00	0.50
Transfer from reserves & reserve funds	-34,625.08	0.00	0.00	0.00	0.00	0.00	0.00
Fire Services expenditures	1,455,491.07	944,440.00	1,034,962.00	1,107,421.00	1,256,899.00	72,459.00	0.07
EMS Building expenditures	295,761.80	306,710.00	314,090.00	315,732.00	321,716.00	1,642.00	0.01
Police Services expenditures	4,531,819.39	4,319,938.00	4,562,826.00	4,695,808.00	4,798,087.00	132,982.00	0.03
Building Inspections	242,279.58	202,100.00	308,452.00	341,982.00	351,880.00	33,530.00	0.11
Animal Control expenditures	21,460.17	23,600.00	27,300.00	27,100.00	27,642.00	-200.00	-0.01
ByLaw Enforcement expenditures	67,921.91	69,855.00	72,259.00	78,725.00	80,683.00	6,466.00	0.09
Crossing Guards expenditures	41,818.64	50,335.00	50,306.00	53,115.00	54,702.00	2,809.00	0.06
Emergency Preparedness expenses	1,907.06	3,500.00	3,500.00	3,500.00	3,500.00	0.00	0.00
Conservation Authority	52,264.94	52,265.00	55,085.00	59,113.00	61,714.00	4,028.00	0.07
Community Safety & Wellbeing	36,767.53	0.00	42,000.00	42,000.00	42,000.00	0.00	0.00

Budget 2026 by Services



For Period Ending 31-Dec-2026

	A		B		(B-A)		
	ACTUAL 2024	BUDGET 2024	BUDGET 2025	PROVISIONAL 2026 BUDGET	PROVISIONAL 2027 BUDGET	VARIANCE	%
OPERATING							
Total Protection to Persons & Property	4,077,867.09	4,538,515.00	4,948,410.00	5,243,767.00	5,484,257.00	295,357.00	0.06
Transportation services							
User fees & services charges	-13,382.78	0.00	0.00	0.00	0.00	0.00	0.00
Transfer from reserves & internal chrg	0.00	-57,000.00	-161,529.00	-176,313.00	-179,892.00	-14,784.00	0.09
Parking Fines & other revenues	-167,489.94	-145,280.00	-150,500.00	-145,000.00	-147,900.00	5,500.00	-0.04
Transportation	230,557.62	222,862.00	239,226.00	208,395.00	212,564.00	-30,831.00	-0.13
Fleet & Equipment	204,108.48	179,920.00	186,300.00	152,810.00	155,867.00	-33,490.00	-0.18
Roadways	684,879.48	622,000.00	872,232.00	1,044,986.00	1,071,849.00	172,754.00	0.20
Bridges & culverts	32,699.79	12,448.00	7,529.00	15,173.00	15,528.00	7,644.00	1.02
Roadside maintenance	236,620.25	233,210.00	229,932.00	319,314.00	372,930.00	89,382.00	0.39
Hardtop	266,342.62	99,760.00	112,531.00	134,318.00	137,723.00	21,787.00	0.19
Gravel roads	17,562.21	26,605.00	25,560.00	26,996.00	27,636.00	1,436.00	0.06
Traffic operations	130,510.52	108,265.00	117,699.00	127,199.00	130,115.00	9,500.00	0.08
Winter Control	170,429.63	306,905.00	227,970.00	240,093.00	246,245.00	12,123.00	0.05
Parking	167,489.94	68,500.00	69,100.00	83,600.00	85,272.00	14,500.00	0.21
Steet Lighting	190,699.38	230,705.00	231,566.00	235,408.00	202,922.00	3,842.00	0.02
Total Transportation services	2,151,027.20	1,908,900.00	2,007,616.00	2,266,979.00	2,330,859.00	259,363.00	0.13
Environmental services							
Waste collection revenues	-239,820.00	-248,600.00	-248,600.00	-236,500.00	-240,000.00	12,100.00	-0.05
Recycling revenues	-61,565.44	-50,700.00	-14,752.00	0.00	0.00	14,752.00	-1.00
Wastewater revenues	-2,985,635.93	-2,575,640.00	-2,748,583.00	-3,698,107.00	-3,989,814.00	-949,524.00	0.35
Water revenues	-3,599,602.29	-3,252,800.00	-3,390,255.00	-2,705,539.00	-2,742,244.00	684,716.00	-0.20
Waste collection	344,864.85	355,545.00	351,142.00	377,770.00	386,445.00	26,628.00	0.08
Recycling	105,837.73	111,000.00	84,750.00	46,000.00	46,920.00	-38,750.00	-0.46
Storm Water	3,562.87	0.00	60,144.00	189,614.00	195,163.00	129,470.00	2.15
Wastewater collection & treatment	2,944,616.90	2,534,718.00	2,717,740.00	3,479,361.00	3,776,923.00	761,621.00	0.28
Water distribution & treatment	3,526,424.68	3,163,315.00	3,290,191.00	2,803,285.00	2,832,683.00	-486,906.00	-0.15
Utility Fleet & Equipment	114,196.64	130,407.00	130,907.00	121,000.00	122,452.00	-9,907.00	-0.08
Total Environmental services	152,880.01	167,245.00	232,684.00	376,884.00	388,528.00	144,200.00	0.62
Health services							
Health Unit funding	-9,633.00	0.00	0.00	0.00	0.00	0.00	0.00
Physician recruitment funding	-54,858.29	-53,845.00	-136,500.00	-136,500.00	-137,630.00	0.00	0.00
Joint Services allocation	-37,673.91	-31,350.00	-3,515.00	-3,652.00	-3,725.00	-137.00	0.04
Health Unit	107,403.57	85,720.00	91,720.00	95,411.00	146,327.00	3,691.00	0.04
Ambulance Services	475,672.30	506,740.00	521,614.00	559,809.00	571,005.00	38,195.00	0.07
Physician recruitment	154,405.66	171,495.00	190,530.00	194,956.00	199,328.00	4,426.00	0.02
Total Health services	635,316.33	678,760.00	663,849.00	710,024.00	775,305.00	46,175.00	0.07
Social & family services							
St Lawerance Lodge revenues	-17,728.71	-15,150.00	-15,150.00	0.00	0.00	15,150.00	-1.00
Child Care	43,563.42	38,200.00	43,221.00	41,267.00	42,092.00	-1,954.00	-0.05

Budget 2026 by Services




For Period Ending 31-Dec-2026

	A		B		(B-A)		
	ACTUAL 2024	BUDGET 2024	BUDGET 2025	PROVISIONAL 2026 BUDGET	PROVISIONAL 2027 BUDGET	VARIANCE	%
OPERATING							
St Laverance Lodge	87,169.41	103,855.00	86,211.00	53,256.00	54,321.00	-32,955.00	-0.38
Social & family services	144,220.94	139,470.00	116,304.00	121,871.00	124,308.00	5,567.00	0.05
Total Social & family services	257,225.06	266,375.00	230,586.00	216,394.00	220,721.00	-14,192.00	-0.06
Social Housing							
Social Housing	329,576.77	271,040.00	277,315.00	292,318.00	298,164.00	15,003.00	0.05
Total Social Housing	329,576.77	271,040.00	277,315.00	292,318.00	298,164.00	15,003.00	0.05
Recreation & cultural services							
Donations, Rentals & other income	-28,826.18	-4,680.00	-13,180.00	-30,800.00	-31,416.00	-17,620.00	1.34
Park & playground income	-16,159.69	-17,000.00	-12,700.00	-20,000.00	-20,000.00	-7,300.00	0.57
Baseball & other field income	-7,493.57	-4,000.00	-4,400.00	-2,650.00	-2,703.00	1,750.00	-0.40
Arena Facility income	-464,156.25	-472,225.00	-477,495.00	-489,621.00	-499,414.00	-12,126.00	0.03
GBM Rink income	-3,650.00	-10,000.00	-6,000.00	-5,400.00	-5,508.00	600.00	-0.10
Marina Facility income	-1,170,990.18	-1,085,665.00	-1,180,238.00	-1,380,061.00	-1,402,224.00	-199,823.00	0.17
Cummunity Grant funding	-81,366.46	-85,000.00	-85,000.00	-46,500.00	-46,500.00	38,500.00	-0.45
Library funding	-273,113.93	-249,135.00	-278,518.00	-310,155.00	-318,427.00	-31,637.00	0.11
Recreation & Active Special Events	-30,383.43	-40,000.00	-40,000.00	-82,000.00	-82,240.00	-42,000.00	1.05
Recreation expenditures	58,914.65	54,200.00	67,084.00	118,429.00	121,469.00	51,345.00	0.77
Parks	497,683.97	456,590.00	507,121.00	541,794.00	556,306.00	34,673.00	0.07
Fleet & Equipment	41,197.61	31,000.00	42,500.00	42,500.00	43,350.00	0.00	0.00
Baseball Fields	11,029.22	11,590.00	7,665.00	5,128.00	5,231.00	-2,537.00	-0.33
Arena Facility	728,912.62	645,565.00	761,806.00	859,047.00	912,249.00	97,241.00	0.13
GBM Rink	43,708.06	62,535.00	47,195.00	48,636.00	49,783.00	1,441.00	0.03
Non Town Events	7,022.35	1,500.00	1,500.00	1,500.00	1,530.00	0.00	0.00
Recreation & Active Special Events	69,988.06	85,335.00	85,335.00	100,000.00	100,600.00	14,665.00	0.17
Trails	5,915.73	18,500.00	17,310.00	22,546.00	23,160.00	5,236.00	0.30
Marina	984,530.18	899,205.00	991,518.00	1,191,341.00	1,213,504.00	199,823.00	0.20
Library	273,113.93	249,135.00	278,518.00	310,155.00	318,427.00	31,637.00	0.11
Community Grants	81,366.46	85,000.00	85,000.00	46,500.00	46,500.00	-38,500.00	-0.45
Total Recreation & cultural services	727,243.15	632,450.00	795,021.00	920,389.00	983,277.00	125,368.00	0.16
Planning & development							
Planning & Zoning Fees	-62,064.38	-44,206.00	-44,056.00	-33,500.00	-34,170.00	10,556.00	-0.24
Committee of Adjustment funding	-1,000.00	-2,000.00	-2,000.00	-1,500.00	-1,530.00	500.00	-0.25
Economic development funding	-45,760.00	-42,140.00	-50,540.00	-50,045.00	-51,046.00	495.00	-0.01
Reforestation funding	0.00	-40,000.00	0.00	0.00	0.00	0.00	0.00
Municipal Accommodation Tax	-348,362.49	-415,000.00	-415,000.00	-400,000.00	-408,000.00	15,000.00	-0.04
Vistor Centre	-102,843.63	-170,875.00	-134,908.00	-132,675.00	-135,330.00	2,233.00	-0.02
Arts, Culture & Heriage Special Event	-65,000.00	-40,000.00	-50,000.00	-58,000.00	-58,160.00	-8,000.00	0.16
Tourism funding	-5,000.00	-10,000.00	0.00	0.00	0.00	0.00	0.00
RED Project/TLTI funding	-24,665.75	-30,000.00	-30,000.00	-40,000.00	-40,800.00	-10,000.00	0.33
BIA Levy & other revenue	-62,186.25	-72,400.00	-77,070.00	-71,867.50	-71,867.50	5,202.50	-0.07
Planning & Zoning	178,799.41	183,089.00	191,440.00	216,927.00	223,129.00	25,487.00	0.13

Budget 2026 by Services

For Period Ending 31-Dec-2026



			A	B	(B-A)		
	ACTUAL 2024	BUDGET 2024	BUDGET 2025	PROVISIONAL 2026 BUDGET	PROVISIONAL 2027 BUDGET	VARIANCE	%
OPERATING							
Committee of Adjustment	3,116.52	4,500.00	3,950.00	5,150.00	5,253.00	1,200.00	0.30
Economic Development	140,530.21	159,340.00	189,746.00	205,994.00	211,201.00	16,248.00	0.09
Rural Economic Development / TLTI	22,204.38	30,000.00	30,000.00	40,000.00	40,800.00	10,000.00	0.33
Vistor Centre	238,885.07	254,715.00	237,429.00	247,747.00	254,092.00	10,318.00	0.04
Tourism	14,171.82	27,315.00	0.00	0.00	0.00	0.00	0.00
MAT Admistration	348,362.49	415,000.00	415,000.00	400,000.00	408,000.00	-15,000.00	-0.04
Arts, Culture & Hertiage Special Event	79,490.39	74,760.00	96,350.00	116,405.00	119,717.00	20,055.00	0.21
Forestry progam	113,012.29	40,000.00	0.00	0.00	0.00	0.00	0.00
BIA	62,186.25	72,400.00	77,070.00	71,867.50	71,867.50	-5,202.50	-0.07
Total Planning & development	483,876.33	394,498.00	437,411.00	516,503.00	533,156.00	79,092.00	0.18
Total OPERATING	10,348,269.48	10,565,200.00	11,513,210.00	12,542,509.00	13,122,579.00	1,029,299.00	0.09



2026 Operating Budget - detail

Budget 2026 by Services



For Period Ending 31-Dec-2026

	A	B	(B-A)				
	ACTUAL 2024	BUDGET 2024	BUDGET 2025	PROVISIONAL 2026 BUDGET	PROVISIONAL 2027 BUDGET	VARIANCE	%
OPERATING							
Net Taxation							
Supplemental & omitted assessm							
Supplementaries - Municipal							
1-4-40420-9994 SUPPLEMENTARIES - MUNICIPAL	-21,466.22	-25,000.00	-25,000.00	-25,000.00	-25,000.00	0.00	0.00
Total Supplementaries - Municipal	-21,466.22	-25,000.00	-25,000.00	-25,000.00	-25,000.00	0.00	0.00
Total Supplemental & omitted assessmen	-21,466.22	-25,000.00	-25,000.00	-25,000.00	-25,000.00	0.00	0.00
PILs							
PIL - Hydro							
1-4-41440-4000 PIL - HYDRO	-14,531.76	-14,532.00	-14,532.00	-14,532.00	-14,532.00	0.00	0.00
Total PIL - Hydro	-14,531.76	-14,532.00	-14,532.00	-14,532.00	-14,532.00	0.00	0.00
PIL - Other Municipal							
1-4-41480-4000 PIL - OTHER MUNICIPAL	-176,695.00	-167,300.00	-176,695.00	-188,725.00	-188,725.00	-12,030.00	0.07
Total PIL - Other Municipal	-176,695.00	-167,300.00	-176,695.00	-188,725.00	-188,725.00	-12,030.00	0.07
PIL - Other							
1-4-41490-4000 PIL - OTHER	-81,735.40	-77,565.00	-81,735.00	-87,316.00	-87,316.00	-5,581.00	0.07
Total PIL - Other	-81,735.40	-77,565.00	-81,735.00	-87,316.00	-87,316.00	-5,581.00	0.07
Total PILs	-272,962.16	-259,397.00	-272,962.00	-290,573.00	-290,573.00	-17,611.00	0.06
MOS/357/358/ARB							
Other Tax Rebates - Municipal							
1-5-40450-5100 TAX REBATES OTHER - MUNICIPAL	28,672.74	47,500.00	47,500.00	47,500.00	47,500.00	0.00	0.00
Total Other Tax Rebates - Municipal	28,672.74	47,500.00	47,500.00	47,500.00	47,500.00	0.00	0.00
Total MOS/357/358/ARB	28,672.74	47,500.00	47,500.00	47,500.00	47,500.00	0.00	0.00
Total Net Taxation	-265,755.64	-236,897.00	-250,462.00	-268,073.00	-268,073.00	-17,611.00	0.07
Unconditional Grants							
OMPF							
Corporate Management							
1-4-02500-4001 OMPF	-1,177,500.00	-1,177,500.00	-1,177,500.00	-1,281,900.00	-1,281,900.00	-104,400.00	0.09
Total Corporate Management	-1,177,500.00	-1,177,500.00	-1,177,500.00	-1,281,900.00	-1,281,900.00	-104,400.00	0.09
Total OMPF	-1,177,500.00	-1,177,500.00	-1,177,500.00	-1,281,900.00	-1,281,900.00	-104,400.00	0.09
Total Unconditional Grants	-1,177,500.00	-1,177,500.00	-1,177,500.00	-1,281,900.00	-1,281,900.00	-104,400.00	0.09
General government							

Budget 2026 by Services

For Period Ending 31-Dec-2026



			A	B	(B-A)		
	ACTUAL 2024	BUDGET 2024	BUDGET 2025	PROVISIONAL 2026 BUDGET	PROVISIONAL 2027 BUDGET	VARIANCE	%
OPERATING							
User fees and service charges							
Election							
1-4-02401-5901 Transfer from Reserves	0.00	0.00	0.00	-18,250.00	0.00	-18,250.00	0.00
Total Election	0.00	0.00	0.00	-18,250.00	0.00	-18,250.00	0.00
Corporate Management							
1-4-02500-4011 Civil Ceremony Fees	-13,208.94	-8,500.00	-9,000.00	-14,000.00	-14,280.00	-5,000.00	0.56
1-4-02500-4042 MARRIAGE LICENCES	-8,640.00	-11,130.00	-7,500.00	-11,000.00	-11,220.00	-3,500.00	0.47
1-4-02500-4043 LOTTERY LICENCES	-3,127.90	-3,000.00	-2,500.00	-3,100.00	-3,162.00	-600.00	0.24
1-4-02500-4049 OTHER LICENCES & PERMITS	-5,615.00	-4,500.00	-3,500.00	-3,115.00	-3,117.00	385.00	-0.11
1-4-02500-4096 TAX CERTIFICATE	-26,750.00	-30,000.00	-30,000.00	-24,000.00	-24,000.00	6,000.00	-0.20
Total Corporate Management	-57,341.84	-57,130.00	-52,500.00	-55,215.00	-55,779.00	-2,715.00	0.05
Total User fees and service charges	-57,341.84	-57,130.00	-52,500.00	-73,465.00	-55,779.00	-20,965.00	0.40
Casino Revenue							
Corporate Management							
1-4-02500-4087 Casino Revenue	-961,005.00	-1,107,200.00	-1,200,000.00	-930,000.00	-930,000.00	270,000.00	-0.23
Total Corporate Management	-961,005.00	-1,107,200.00	-1,200,000.00	-930,000.00	-930,000.00	270,000.00	-0.23
Total Casino Revenue	-961,005.00	-1,107,200.00	-1,200,000.00	-930,000.00	-930,000.00	270,000.00	-0.23
Investments							
Corporate Management							
1-4-02500-4081 Interest income	-651,776.99	-410,000.00	-500,000.00	-752,830.00	-767,887.00	-252,830.00	0.51
Total Corporate Management	-651,776.99	-410,000.00	-500,000.00	-752,830.00	-767,887.00	-252,830.00	0.51
Residential Development							
1-4-18300-4081 Interest income	-6,433.25	0.00	0.00	0.00	0.00	0.00	0.00
Total Residential Development	-6,433.25	0.00	0.00	0.00	0.00	0.00	0.00
Total Investments	-658,210.24	-410,000.00	-500,000.00	-752,830.00	-767,887.00	-252,830.00	0.51
Penalties and interest on tax							
Corporate Management							
1-4-02500-4062 PENALTIES & INTEREST ON TAXES	-128,540.92	-102,400.00	-120,000.00	-124,000.00	-124,000.00	-4,000.00	0.03
Total Corporate Management	-128,540.92	-102,400.00	-120,000.00	-124,000.00	-124,000.00	-4,000.00	0.03
Total Penalties and interest on taxes	-128,540.92	-102,400.00	-120,000.00	-124,000.00	-124,000.00	-4,000.00	0.03
Rental & other income							
Corporate Management							
1-4-02500-4048 Water Lot Leases	-52,983.81	-53,975.00	-54,575.00	-45,850.00	-45,850.00	8,725.00	-0.16

Budget 2026 by Services



For Period Ending 31-Dec-2026

		A		B		(B-A)		
		ACTUAL 2024	BUDGET 2024	BUDGET 2025	PROVISIONAL 2026 BUDGET	PROVISIONAL 2027 BUDGET	VARIANCE	%
OPERATING								
1-4-02500-4065	Property Leases	-23,543.41	-23,080.00	-30,600.00	-30,600.00	-30,600.00	0.00	0.00
1-4-02500-4066	Miscellaneous revenue	-17,550.11	-16,630.00	-2,000.00	-20,000.00	-20,000.00	-18,000.00	9.00
1-4-02500-4083	Donations	-12,240.00	-12,240.00	0.00	0.00	0.00	0.00	0.00
Total Corporate Management		-106,317.33	-105,925.00	-87,175.00	-96,450.00	-96,450.00	-9,275.00	0.11
125 Water St								
1-4-19015-4047	Rental income	-16.06	0.00	0.00	0.00	0.00	0.00	0.00
Total 125 Water St		-16.06	0.00	0.00	0.00	0.00	0.00	0.00
110 Kate St Pump House								
1-4-19055-4046	BUILDING MAINTENANCE REVENUE	-18,557.67	0.00	-13,325.00	-16,500.00	-16,830.00	-3,175.00	0.24
1-4-19055-4047	Rental income	-44,993.84	-63,220.00	-38,913.00	-36,000.00	-36,720.00	2,913.00	-0.07
Total 110 Kate St Pump House		-63,551.51	-63,220.00	-52,238.00	-52,500.00	-53,550.00	-262.00	0.01
2 King St E Little Pump House								
1-4-19065-4047	Rental income	-6,169.28	-6,290.00	-5,757.00	-7,854.00	-8,011.00	-2,097.00	0.36
Total 2 King St E Little Pump House		-6,169.28	-6,290.00	-5,757.00	-7,854.00	-8,011.00	-2,097.00	0.36
400 Stone St N								
1-4-19085-4047	Rental income	-22,278.52	-48,680.00	-43,650.00	-58,333.00	-59,500.00	-14,683.00	0.34
Total 400 Stone St N		-22,278.52	-48,680.00	-43,650.00	-58,333.00	-59,500.00	-14,683.00	0.34
Total Rental & other income		-198,332.70	-224,115.00	-188,820.00	-215,137.00	-217,511.00	-26,317.00	0.14
Transfer from reserves & reser								
Town Hall								
1-4-02501-5903	Transfer from Reserve Funds	-141,145.00	-141,145.00	-141,145.00	-141,145.00	-141,145.00	0.00	0.00
Total Town Hall		-141,145.00	-141,145.00	-141,145.00	-141,145.00	-141,145.00	0.00	0.00
Total Transfer from reserves & reserve		-141,145.00	-141,145.00	-141,145.00	-141,145.00	-141,145.00	0.00	0.00
Council expenditures								
Governance								
1-5-02400-5101	FT Wages	129,442.62	127,925.00	135,245.00	137,337.00	141,457.00	2,092.00	0.02
1-5-02400-5115	EHT	2,524.24	2,585.00	2,635.00	2,678.00	2,758.00	43.00	0.02
1-5-02400-5116	Source Deductions	4,576.80	5,885.00	4,814.00	4,895.00	5,042.00	81.00	0.02
1-5-02400-5301	Ads,Publications & Subscriptions	7,243.67	8,000.00	8,000.00	8,000.00	8,160.00	0.00	0.00
1-5-02400-5302	Memberships	4,747.60	4,600.00	4,600.00	4,600.00	4,692.00	0.00	0.00
1-5-02400-5304	CONVENTIONS/KM/TRAVEL	8,339.92	7,500.00	8,500.00	8,500.00	8,670.00	0.00	0.00
1-5-02400-5318	Materials & Supplies	1,914.28	500.00	500.00	1,000.00	1,020.00	500.00	1.00
1-5-02400-5320	Software services - SaaS	31.16	0.00	0.00	0.00	0.00	0.00	0.00
1-5-02400-5327	Cellular services	290.70	300.00	300.00	300.00	306.00	0.00	0.00
1-5-02400-5402	Legal Services	10,862.27	5,000.00	5,000.00	150,000.00	153,000.00	145,000.00	29.00

Budget 2026 by Services



For Period Ending 31-Dec-2026

	A		B		(B-A)		
	ACTUAL 2024	BUDGET 2024	BUDGET 2025	PROVISIONAL 2026 BUDGET	PROVISIONAL 2027 BUDGET	VARIANCE	%
OPERATING							
1-5-02400-5405 Insurance	725.76	870.00	771.00	528.00	539.00	-243.00	-0.32
Total Governance	170,699.02	163,165.00	170,365.00	317,838.00	325,644.00	147,473.00	0.87
Total Council expenditures	170,699.02	163,165.00	170,365.00	317,838.00	325,644.00	147,473.00	0.87
Corporate expenditures							
Corporate Management							
1-5-02500-5101 FT Wages	556,985.97	628,156.00	732,421.00	828,981.00	853,850.00	96,560.00	0.13
1-5-02500-5102 PT Wages	49,032.90	59,810.00	0.00	0.00	0.00	0.00	0.00
1-5-02500-5103 OT Wages	11,119.45	0.00	0.00	0.00	0.00	0.00	0.00
1-5-02500-5115 EHT	11,939.82	11,380.00	14,380.00	16,285.00	16,774.00	1,905.00	0.13
1-5-02500-5116 Source Deductions	33,707.22	28,885.00	41,875.00	45,710.00	47,081.00	3,835.00	0.09
1-5-02500-5117 Other Benefits	1,420.56	5,075.00	5,000.00	0.00	0.00	-5,000.00	-1.00
1-5-02500-5118 WSIB	21,251.57	16,535.00	21,521.00	23,760.00	24,473.00	2,239.00	0.10
1-5-02500-5119 Manulife	47,799.34	49,275.00	72,500.00	97,401.00	100,323.00	24,901.00	0.34
1-5-02500-5121 OMERS	58,782.83	59,255.00	78,267.00	89,586.00	92,274.00	11,319.00	0.14
1-5-02500-5123 Employee Programs	510.33	900.00	925.00	925.00	943.00	0.00	0.00
1-5-02500-5135 PUBLIC RELATIONS	1,370.61	2,000.00	2,000.00	2,000.00	2,040.00	0.00	0.00
1-5-02500-5301 Ads,Publications & Subscriptions	2,227.58	1,000.00	3,500.00	2,500.00	2,550.00	-1,000.00	-0.29
1-5-02500-5302 Memberships	1,695.97	2,600.00	2,800.00	4,200.00	4,284.00	1,400.00	0.50
1-5-02500-5303 TRAINING OF STAFF	21,531.60	9,000.00	9,000.00	12,000.00	12,240.00	3,000.00	0.33
1-5-02500-5304 CONVENTIONS/KM/TRAVEL	4,973.24	6,000.00	6,000.00	9,000.00	9,180.00	3,000.00	0.50
1-5-02500-5306 POSTAGE/COURIER	8,833.09	9,000.00	12,500.00	5,000.00	5,100.00	-7,500.00	-0.60
1-5-02500-5310 Computer Purchases	0.00	0.00	0.00	5,000.00	5,100.00	5,000.00	0.00
1-5-02500-5317 Equipment repair & maintenance	1,362.62	0.00	800.00	1,000.00	1,020.00	200.00	0.25
1-5-02500-5318 Materials & Supplies	27,174.27	20,900.00	21,500.00	21,500.00	21,930.00	0.00	0.00
1-5-02500-5320 Software services - SaaS	11,232.94	525.00	0.00	11,800.00	12,036.00	11,800.00	0.00
1-5-02500-5327 Cellular services	4,383.09	2,650.00	4,000.00	4,500.00	4,590.00	500.00	0.13
1-5-02500-5400 Contracted Services	31,282.53	3,730.00	0.00	20,000.00	20,400.00	20,000.00	0.00
1-5-02500-5401 Audit Services	32,700.00	32,700.00	33,680.00	40,000.00	40,800.00	6,320.00	0.19
1-5-02500-5402 Legal Services	35,243.67	40,000.00	55,000.00	55,000.00	56,100.00	0.00	0.00
1-5-02500-5404 Other Professional services	0.00	2,000.00	2,000.00	500.00	510.00	-1,500.00	-0.75
1-5-02500-5405 Insurance	19,716.19	16,360.00	27,374.00	21,761.00	22,196.00	-5,613.00	-0.21
1-5-02500-5407 Insurance Deductables	3,664.82	25,000.00	30,250.00	50,000.00	51,000.00	19,750.00	0.65
1-5-02500-5409 CORP MGMT - IT CONTRACT COSTS	2,144.50	0.00	0.00	0.00	0.00	0.00	0.00
1-5-02500-5502 Lease payments	10,382.15	9,000.00	9,270.00	12,000.00	12,000.00	2,730.00	0.29
1-5-02500-5503 Bank service charges	8,767.12	8,470.00	8,860.00	9,200.00	9,384.00	340.00	0.04
1-5-02500-5504 CASH OVER SHORT	-0.45	0.00	0.00	0.00	0.00	0.00	0.00
1-5-02500-5901 Casino Transfer to Reserves	961,005.00	1,107,520.00	1,200,000.00	930,000.00	948,600.00	-270,000.00	-0.23
1-5-02500-5903 Transfer to Reserve funds	1,659,803.00	1,659,803.00	1,692,999.00	1,760,719.00	1,795,933.00	67,720.00	0.04
Total Corporate Management	3,642,043.53	3,817,529.00	4,088,422.00	4,080,328.00	4,172,711.00	-8,094.00	0.00
Total Corporate expenditures	3,642,043.53	3,817,529.00	4,088,422.00	4,080,328.00	4,172,711.00	-8,094.00	0.00
Elections expenditures							

Budget 2026 by Services




For Period Ending 31-Dec-2026

	A	B	(B-A)				
	ACTUAL 2024	BUDGET 2024	BUDGET 2025	PROVISIONAL 2026 BUDGET	PROVISIONAL 2027 BUDGET	VARIANCE	%
OPERATING							
Election							
1-5-02401-5301 Ads,Publications & Subscriptions	0.00	7,000.00	7,000.00	1,000.00	1,020.00	-6,000.00	-0.86
1-5-02401-5303 TRAINING	0.00	0.00	0.00	2,000.00	2,040.00	2,000.00	0.00
1-5-02401-5304 Travel	0.00	0.00	0.00	250.00	255.00	250.00	0.00
1-5-02401-5318 Materials & Supplies	3,718.31	0.00	0.00	3,000.00	3,060.00	3,000.00	0.00
1-5-02401-5400 Contracted Services	1,679.04	1,680.00	1,680.00	19,000.00	1,680.00	17,320.00	10.31
1-5-02401-5901 Transfer to Reserves	5,000.00	5,000.00	5,100.00	5,202.00	5,592.00	102.00	0.02
Total Election	10,397.35	13,680.00	13,780.00	30,452.00	13,647.00	16,672.00	1.21
Total Elections expenditures	10,397.35	13,680.00	13,780.00	30,452.00	13,647.00	16,672.00	1.21
IT expenditures							
Information Technology							
1-5-02600-5301 Ads,Publications & Subscriptions	37,311.48	122,800.00	122,800.00	2,000.00	2,040.00	-120,800.00	-0.98
1-5-02600-5310 Computer Purchases	8,275.32	12,000.00	12,000.00	6,000.00	6,000.00	-6,000.00	-0.50
1-5-02600-5318 Materials & Supplies	95.11	0.00	0.00	0.00	0.00	0.00	0.00
1-5-02600-5319 Small equipment purchases	26.45	0.00	0.00	0.00	0.00	0.00	0.00
1-5-02600-5320 Software services - SaaS	83,933.95	0.00	0.00	80,000.00	81,600.00	80,000.00	0.00
1-5-02600-5400 Contracted Services	26.45	0.00	0.00	0.00	0.00	0.00	0.00
1-5-02600-5409 IT Services	120,938.05	73,345.00	73,345.00	132,000.00	134,640.00	58,655.00	0.80
1-5-02600-5416 COMPUTER NON-CONTRACT ITEMS	3,400.00	0.00	0.00	0.00	0.00	0.00	0.00
Total Information Technology	254,006.81	208,145.00	208,145.00	220,000.00	224,280.00	11,855.00	0.06
Total IT expenditures	254,006.81	208,145.00	208,145.00	220,000.00	224,280.00	11,855.00	0.06
Town Hall expenditures							
Town Hall - Bldg							
1-5-02501-5318 Materials & Supplies	2,805.69	1,800.00	2,000.00	2,200.00	2,244.00	200.00	0.10
1-5-02501-5324 Building repair & maintenance	35,770.61	2,500.00	3,000.00	3,500.00	3,570.00	500.00	0.17
1-5-02501-5330 Internet	5,677.31	5,800.00	6,000.00	0.00	0.00	-6,000.00	-1.00
1-5-02501-5331 Hydro	17,538.06	13,720.00	15,179.00	17,615.00	17,967.00	2,436.00	0.16
1-5-02501-5332 Natural Gas	2,204.35	4,390.00	3,472.00	3,578.00	3,650.00	106.00	0.03
1-5-02501-5333 Water / Wastewater	3,370.28	2,690.00	3,000.00	0.00	0.00	-3,000.00	-1.00
1-5-02501-5335 Telephony services	5,621.26	4,795.00	5,000.00	0.00	0.00	-5,000.00	-1.00
1-5-02501-5400 Contracted Services	56,369.70	27,235.00	40,000.00	45,000.00	45,900.00	5,000.00	0.13
1-5-02501-5405 Insurance	10,775.58	11,980.00	10,706.00	10,119.00	10,321.00	-587.00	-0.05
1-5-02501-5411 Electrical contracted services	0.00	1,500.00	1,500.00	2,000.00	2,040.00	500.00	0.33
1-5-02501-5800 Principal on long term debt	83,297.64	83,300.00	86,341.00	89,494.00	92,763.00	3,153.00	0.04
1-5-02501-5850 Interest on long term debt	57,618.76	58,095.00	55,054.00	51,901.00	48,632.00	-3,153.00	-0.06
Total Town Hall - Bldg	281,049.24	217,805.00	231,252.00	225,407.00	227,087.00	-5,845.00	-0.03
Total Town Hall expenditures	281,049.24	217,805.00	231,252.00	225,407.00	227,087.00	-5,845.00	-0.03
Buildings & other properties							

Budget 2026 by Services

For Period Ending 31-Dec-2026



	A	B	(B-A)				
	ACTUAL 2024	BUDGET 2024	BUDGET 2025	PROVISIONAL 2026 BUDGET	PROVISIONAL 2027 BUDGET	VARIANCE	%
OPERATING							
10 King St E							
1-5-19000-5324 Building repair & maintenance	1,241.57	20,000.00	25,000.00	25,000.00	25,500.00	0.00	0.00
1-5-19000-5334 Utilities - Water Heater	282.92	0.00	360.00	360.00	367.00	0.00	0.00
1-5-19000-5400 Contracted Services	20,211.06	600.00	1,400.00	4,000.00	4,080.00	2,600.00	1.86
1-5-19000-5600 EXTERNAL TRANSFERS	231,580.00	231,580.00	260,860.00	280,000.00	285,600.00	19,140.00	0.07
Total 10 King St E	253,315.55	252,180.00	287,620.00	309,360.00	315,547.00	21,740.00	0.08
125 Water St Hydro							
1-5-19005-5331 Hydro	1,296.60	0.00	0.00	0.00	0.00	0.00	0.00
Total 125 Water St Hydro	1,296.60	0.00	0.00	0.00	0.00	0.00	0.00
Chamber of Commerce							
1-5-19010-5102 PT Wages	174.96	0.00	0.00	0.00	0.00	0.00	0.00
1-5-19010-5115 EHT	3.43	0.00	0.00	0.00	0.00	0.00	0.00
1-5-19010-5116 Source Deductions	13.55	0.00	0.00	0.00	0.00	0.00	0.00
1-5-19010-5118 WSIB	6.65	0.00	0.00	0.00	0.00	0.00	0.00
1-5-19010-5121 OMERS	8.26	0.00	0.00	0.00	0.00	0.00	0.00
Total Chamber of Commerce	206.85	0.00	0.00	0.00	0.00	0.00	0.00
Visitor Centre							
1-5-19011-5400 Contracted Services	775.92	0.00	0.00	0.00	0.00	0.00	0.00
Total Visitor Centre	775.92	0.00	0.00	0.00	0.00	0.00	0.00
125 Water St							
1-5-19015-5101 FT Wages	116.64	0.00	0.00	0.00	0.00	0.00	0.00
1-5-19015-5115 EHT	2.28	0.00	0.00	0.00	0.00	0.00	0.00
1-5-19015-5116 Source Deductions	9.01	0.00	0.00	0.00	0.00	0.00	0.00
1-5-19015-5118 WSIB	4.43	0.00	0.00	0.00	0.00	0.00	0.00
1-5-19015-5121 OMERS	5.51	0.00	0.00	0.00	0.00	0.00	0.00
1-5-19015-5324 Building repair & maintenance	26.44	1,000.00	3,500.00	3,500.00	3,570.00	0.00	0.00
1-5-19015-5333 Water / Wastewater	4,011.00	0.00	0.00	4,000.00	4,080.00	4,000.00	0.00
1-5-19015-5400 Contracted Services	9,442.90	10,000.00	10,300.00	10,000.00	10,200.00	-300.00	-0.03
1-5-19015-5405 Insurance	30,839.94	26,820.00	41,093.00	31,069.00	31,690.00	-10,024.00	-0.24
1-5-19015-5600 EXTERNAL TRANSFERS	77,591.00	77,190.00	82,000.00	84,050.00	85,731.00	2,050.00	0.03
Total 125 Water St	122,049.15	115,010.00	136,893.00	132,619.00	135,271.00	-4,274.00	-0.03
140 Stone St S CLock Towner							
1-5-19025-5324 Building repair & maintenance	0.00	500.00	500.00	500.00	510.00	0.00	0.00
1-5-19025-5331 Hydro	482.38	450.00	490.00	579.00	591.00	89.00	0.18
1-5-19025-5400 Contracted Services	0.00	3,000.00	3,000.00	3,000.00	3,060.00	0.00	0.00
1-5-19025-5411 Electrical contracted services	0.00	500.00	500.00	500.00	510.00	0.00	0.00
Total 140 Stone St S CLock Towner	482.38	4,450.00	4,490.00	4,579.00	4,671.00	89.00	0.02

Budget 2026 by Services



For Period Ending 31-Dec-2026

			A	B		(B-A)		
	ACTUAL 2024	BUDGET 2024	BUDGET 2025	PROVISIONAL 2026 BUDGET	PROVISIONAL 2027 BUDGET	VARIANCE	%	
OPERATING								
Town Gates								
1-5-19030-5324	Building repair & maintenance	0.00	500.00	500.00	500.00	510.00	0.00	0.00
1-5-19030-5331	Hydro	2,181.21	2,125.00	2,518.00	2,065.00	2,106.00	-453.00	-0.18
1-5-19030-5400	Contracted Services	2,772.00	1,000.00	1,000.00	1,000.00	1,020.00	0.00	0.00
Total Town Gates		4,953.21	3,625.00	4,018.00	3,565.00	3,636.00	-453.00	-0.11
Other Buildings & Properties								
1-5-19035-5101	FT Wages	44,698.82	39,610.00	51,586.00	85,202.00	87,758.00	33,616.00	0.65
1-5-19035-5102	PT Wages	0.00	0.00	0.00	4,624.00	4,763.00	4,624.00	0.00
1-5-19035-5103	OT Wages	37.79	0.00	0.00	0.00	0.00	0.00	0.00
1-5-19035-5115	EHT	810.20	770.00	1,013.00	1,763.00	1,816.00	750.00	0.74
1-5-19035-5116	Source Deductions	2,392.21	1,715.00	2,900.00	4,396.00	4,528.00	1,496.00	0.52
1-5-19035-5118	WSIB	1,560.88	1,360.00	1,688.00	2,912.00	2,999.00	1,224.00	0.73
1-5-19035-5119	Manulife	4,146.25	4,000.00	5,460.00	8,037.00	8,278.00	2,577.00	0.47
1-5-19035-5121	OMERS	4,266.73	4,410.00	5,588.00	10,034.00	10,335.00	4,446.00	0.80
1-5-19035-5318	Materials & Supplies	1,170.65	1,500.00	1,750.00	1,750.00	1,785.00	0.00	0.00
1-5-19035-5320	Software services - SaaS	328.12	0.00	0.00	0.00	0.00	0.00	0.00
1-5-19035-5327	Cellular services	137.34	0.00	130.00	130.00	133.00	0.00	0.00
1-5-19035-5400	Contracted Services	2,463.86	3,000.00	3,250.00	3,250.00	3,315.00	0.00	0.00
1-5-19035-5501	Property rents & taxes	2,778.13	2,760.00	2,843.00	2,843.00	2,900.00	0.00	0.00
1-5-19035-5901	Transfer to Reserves	129,000.00	129,000.00	131,580.00	136,843.00	139,580.00	5,263.00	0.04
Total Other Buildings & Properties		193,790.98	188,125.00	207,788.00	261,784.00	268,190.00	53,996.00	0.26
135 Water St Cow & Gate								
1-5-19040-5850	Interest on long term debt	-1,232.97	0.00	0.00	0.00	0.00	0.00	0.00
Total 135 Water St Cow & Gate		-1,232.97	0.00	0.00	0.00	0.00	0.00	0.00
115 Water St Customs Building / Dock								
1-5-19045-5324	Building repair & maintenance	0.00	1,500.00	3,500.00	3,500.00	3,570.00	0.00	0.00
1-5-19045-5331	Hydro	3,452.58	2,980.00	2,914.00	4,025.00	4,106.00	1,111.00	0.38
1-5-19045-5333	Water / Wastewater	1,295.14	1,290.00	1,300.00	1,300.00	1,326.00	0.00	0.00
1-5-19045-5400	Contracted Services	1,936.50	1,500.00	1,500.00	1,500.00	1,530.00	0.00	0.00
1-5-19045-5405	Insurance	5,494.19	4,260.00	8,044.00	6,291.00	6,417.00	-1,753.00	-0.22
1-5-19045-5501	Property rents & taxes	2,469.10	2,465.00	2,539.00	2,539.00	2,590.00	0.00	0.00
Total 115 Water St Customs Building /		14,647.51	13,995.00	19,797.00	19,155.00	19,539.00	-642.00	-0.03
110 Kate St Pump House								
1-5-19055-5324	Building repair & maintenance	0.00	0.00	5,000.00	5,000.00	5,100.00	0.00	0.00
1-5-19055-5331	Hydro	7,048.07	11,190.00	9,834.00	9,503.00	9,693.00	-331.00	-0.03
1-5-19055-5332	Natural Gas	855.01	2,210.00	2,395.00	2,300.00	2,346.00	-95.00	-0.04
1-5-19055-5333	Water / Wastewater	5,809.54	5,765.00	5,900.00	5,900.00	6,018.00	0.00	0.00
1-5-19055-5400	Contracted Services	16,836.40	2,000.00	2,000.00	3,000.00	3,060.00	1,000.00	0.50
1-5-19055-5405	Insurance	9,608.20	9,000.00	4,894.00	3,519.00	3,589.00	-1,375.00	-0.28
1-5-19055-5501	Property rents & taxes	6,080.01	5,800.00	5,974.00	5,974.00	6,093.00	0.00	0.00

Budget 2026 by Services



For Period Ending 31-Dec-2026

			A	B	(B-A)		
	ACTUAL 2024	BUDGET 2024	BUDGET 2025	PROVISIONAL 2026 BUDGET	PROVISIONAL 2027 BUDGET	VARIANCE	%
OPERATING							
Total 110 Kate St Pump House	46,237.23	35,965.00	35,997.00	35,196.00	35,899.00	-801.00	-0.02
2 King St E Little Pump House							
1-5-19065-5324 Building repair & maintenance	0.00	0.00	0.00	500.00	510.00	500.00	0.00
1-5-19065-5331 Hydro	3,430.74	5,180.00	4,859.00	4,726.00	4,821.00	-133.00	-0.03
1-5-19065-5333 Water / wastewater	1,421.10	1,640.00	1,230.00	1,230.00	1,255.00	0.00	0.00
1-5-19065-5400 Contracted Services	0.00	1,250.00	3,000.00	1,000.00	1,020.00	-2,000.00	-0.67
Total 2 King St E Little Pump House	4,851.84	8,070.00	9,089.00	7,456.00	7,606.00	-1,633.00	-0.18
400 Stone St N							
1-5-19085-5102 PT Wages	0.00	0.00	0.00	4,624.00	4,763.00	4,624.00	0.00
1-5-19085-5115 EHT	0.00	0.00	0.00	90.00	93.00	90.00	0.00
1-5-19085-5116 Source Deductions	0.00	0.00	0.00	163.00	168.00	163.00	0.00
1-5-19085-5118 WSIB	0.00	0.00	0.00	150.00	155.00	150.00	0.00
1-5-19085-5121 OMERS	0.00	0.00	0.00	416.00	428.00	416.00	0.00
1-5-19085-5324 Building repair & maintenance	3,766.95	4,000.00	7,500.00	7,500.00	7,650.00	0.00	0.00
1-5-19085-5331 Hydro	6,427.70	4,110.00	5,479.00	5,635.00	5,748.00	156.00	0.03
1-5-19085-5332 Natural Gas	5,007.95	10,000.00	7,300.00	6,909.00	7,047.00	-391.00	-0.05
1-5-19085-5333 Water / Wastewater	12,583.27	5,790.00	9,000.00	9,000.00	9,180.00	0.00	0.00
1-5-19085-5400 Contracted Services	8,741.96	4,000.00	6,000.00	6,000.00	6,120.00	0.00	0.00
1-5-19085-5405 Insurance	13,413.63	12,830.00	16,242.00	14,537.00	14,828.00	-1,705.00	-0.10
1-5-19085-5501 Property rents & taxes	186.42	7,950.00	8,188.00	8,188.00	8,352.00	0.00	0.00
Total 400 Stone St N	50,127.88	48,680.00	59,709.00	63,212.00	64,532.00	3,503.00	0.06
Total Buildings & other properties	691,502.13	670,100.00	765,401.00	836,926.00	854,891.00	71,525.00	0.09
MPAC							
MPAC Fees							
1-5-12300-5375 MPAC Fees	71,390.80	73,380.00	73,380.00	74,850.00	76,347.00	1,470.00	0.02
Total MPAC Fees	71,390.80	73,380.00	73,380.00	74,850.00	76,347.00	1,470.00	0.02
Total MPAC	71,390.80	73,380.00	73,380.00	74,850.00	76,347.00	1,470.00	0.02
Total General government	2,976,513.18	3,121,814.00	3,348,280.00	3,549,224.00	3,658,285.00	200,944.00	0.06
Protection to Persons & Property							
Fire Services revenues							
Fire Services							
1-4-04100-4000 GRANTS	0.00	0.00	0.00	-16,000.00	-16,320.00	-16,000.00	0.00
1-4-04100-4040 NG911 Grant	-497,614.00	0.00	0.00	0.00	0.00	0.00	0.00
1-4-04100-4066 Miscellaneous revenue	-3,767.57	-500.00	0.00	0.00	0.00	0.00	0.00
1-4-04100-4098 Work Recoverable Revenue	-10,629.55	-10,000.00	-10,000.00	-12,000.00	-12,240.00	-2,000.00	0.20
1-4-04100-5328 PREVENTION / INSPECTIONS	-4,170.00	-4,500.00	-4,500.00	-2,000.00	-2,040.00	2,500.00	-0.56

Budget 2026 by Services



For Period Ending 31-Dec-2026

			A	B	(B-A)		
	ACTUAL 2024	BUDGET 2024	BUDGET 2025	PROVISIONAL 2026 BUDGET	PROVISIONAL 2027 BUDGET	VARIANCE	%
OPERATING							
Total Fire Services	-516,181.12	-15,000.00	-14,500.00	-30,000.00	-30,600.00	-15,500.00	1.07
Total Fire Services revenues	-516,181.12	-15,000.00	-14,500.00	-30,000.00	-30,600.00	-15,500.00	1.07
Police Services revenues							
Police Services							
1-4-04200-4000 POLICE RECOVERIES	-12,740.30	-2,000.00	-2,000.00	-2,000.00	-2,040.00	0.00	0.00
1-4-04200-4012 CSP Local	-60,893.03	-60,893.00	-15,223.00	-60,893.00	-62,111.00	-45,670.00	3.00
1-4-04200-4013 RIDE GRANT	-7,482.00	-8,700.00	-8,700.00	-8,700.00	-8,874.00	0.00	0.00
1-4-04200-4030 Revenue from other Municipalities	-20,000.00	-40,000.00	-40,000.00	-40,000.00	-40,800.00	0.00	0.00
1-4-04200-4047 Rental income	-7,200.00	-7,200.00	-7,200.00	-7,200.00	-7,344.00	0.00	0.00
1-4-04200-4066 Miscellaneous revenue	-19,272.40	-8,000.00	-83,500.00	-8,000.00	-8,160.00	75,500.00	-0.90
Total Police Services	-127,587.73	-126,793.00	-156,623.00	-126,793.00	-129,329.00	29,830.00	-0.19
Police services - operations							
1-4-04210-4066 Miscellaneous revenue	-50,065.62	0.00	0.00	0.00	0.00	0.00	0.00
Total Police services - operations	-50,065.62	0.00	0.00	0.00	0.00	0.00	0.00
Police Investigative Services							
1-4-04211-4000 INVESTIGATIVE SERVICES REVENUE	-993,549.50	-685,000.00	-850,000.00	-900,000.00	-918,000.00	-50,000.00	0.06
Total Police Investigative Services	-993,549.50	-685,000.00	-850,000.00	-900,000.00	-918,000.00	-50,000.00	0.06
COURT SECURITY							
1-4-04214-4034 COURT SECURITY GRANT	-52,828.00	-71,638.00	-62,233.00	-75,964.00	-77,483.00	-13,731.00	0.22
Total COURT SECURITY	-52,828.00	-71,638.00	-62,233.00	-75,964.00	-77,483.00	-13,731.00	0.22
CSP Provincial							
1-4-04216-4034 CSP Provincial grant	-73,193.20	-71,254.00	-30,764.00	0.00	0.00	30,764.00	-1.00
Total CSP Provincial	-73,193.20	-71,254.00	-30,764.00	0.00	0.00	30,764.00	-1.00
YOUTH IN POLICING							
1-4-04219-4008 GRANT - YOUTH IN POLICING	-24,932.00	-21,172.00	-24,000.00	-23,464.00	-23,933.00	536.00	-0.02
Total YOUTH IN POLICING	-24,932.00	-21,172.00	-24,000.00	-23,464.00	-23,933.00	536.00	-0.02
VICTIM SUPPORT GRANT							
1-4-04245-4034 Grant	-34,254.74	-79,225.00	0.00	0.00	0.00	0.00	0.00
Total VICTIM SUPPORT GRANT	-34,254.74	-79,225.00	0.00	0.00	0.00	0.00	0.00
Proceeds of Crime Grant							
1-4-04265-4034 Provincial Grant	-69,324.66	0.00	0.00	0.00	0.00	0.00	0.00
Total Proceeds of Crime Grant	-69,324.66	0.00	0.00	0.00	0.00	0.00	0.00
Cisco Grant							

Budget 2026 by Services



For Period Ending 31-Dec-2026

	A	B	(B-A)				
	ACTUAL 2024	BUDGET 2024	BUDGET 2025	PROVISIONAL 2026 BUDGET	PROVISIONAL 2027 BUDGET	VARIANCE	%
OPERATING							
Total Community Safety & Wellbeing	-34,625.08	0.00	0.00	0.00	0.00	0.00	0.00
Total Transfer from reserves & reserve	-34,625.08	0.00	0.00	0.00	0.00	0.00	0.00
Fire Services expenditures							
Fire Services							
1-5-04100-5101 FT Wages	307,783.32	308,055.00	330,073.00	341,145.00	351,379.00	11,072.00	0.03
1-5-04100-5102 PT Wages	4,541.06	0.00	0.00	0.00	0.00	0.00	0.00
1-5-04100-5103 OT Wages	1,363.44	6,810.00	9,333.00	0.00	0.00	-9,333.00	-1.00
1-5-04100-5108 FIRE - VOLUNTEER TRAINING WAGES	79,636.53	71,870.00	84,435.00	94,444.00	97,277.00	10,009.00	0.12
1-5-04100-5109 PT FIRE CALLS	43,812.13	46,715.00	68,380.00	76,442.00	78,735.00	8,062.00	0.12
1-5-04100-5111 Honorariums	921.38	7,000.00	0.00	0.00	0.00	0.00	0.00
1-5-04100-5112 Uniforms/Clothing	4,456.72	3,500.00	4,000.00	5,000.00	5,100.00	1,000.00	0.25
1-5-04100-5114 Retiree Benefits	4,016.64	7,080.00	0.00	0.00	0.00	0.00	0.00
1-5-04100-5115 EHT	8,578.87	8,760.00	9,643.00	10,030.00	10,331.00	387.00	0.04
1-5-04100-5116 Source Deductions	21,603.79	21,600.00	27,321.00	29,488.00	30,373.00	2,167.00	0.08
1-5-04100-5117 Other Benefits	1,017.00	5,000.00	2,500.00	750.00	750.00	-1,750.00	-0.70
1-5-04100-5118 WSIB	21,001.06	17,870.00	14,902.00	15,712.00	16,183.00	810.00	0.05
1-5-04100-5119 Manulife	31,359.26	28,740.00	34,207.00	34,036.00	34,717.00	-171.00	0.00
1-5-04100-5121 OMERS	36,713.73	40,420.00	38,674.00	39,850.00	41,046.00	1,176.00	0.03
1-5-04100-5123 Employee Programs	287.24	500.00	4,242.00	0.00	0.00	-4,242.00	-1.00
1-5-04100-5301 Ads,Publications & Subscriptions	2,461.85	2,300.00	2,300.00	2,346.00	2,393.00	46.00	0.02
1-5-04100-5302 Memberships	974.25	260.00	1,065.00	1,086.00	1,108.00	21.00	0.02
1-5-04100-5303 TRAINING	38,989.16	26,000.00	40,000.00	40,000.00	40,800.00	0.00	0.00
1-5-04100-5304 MEETINGS & CONFERENCES	10,715.22	7,500.00	8,000.00	8,200.00	8,364.00	200.00	0.03
1-5-04100-5305 Mental Health Awareness Training	1,350.79	1,000.00	1,000.00	1,000.00	1,020.00	0.00	0.00
1-5-04100-5306 POSTAGE/COURIER	190.34	100.00	200.00	0.00	0.00	-200.00	-1.00
1-5-04100-5317 Equipment repair & maintenance	87,566.92	48,000.00	50,000.00	67,000.00	68,340.00	17,000.00	0.34
1-5-04100-5318 Materials & Supplies	500.00	0.00	0.00	0.00	0.00	0.00	0.00
1-5-04100-5319 Small equipment purchases	702.00	1,000.00	1,000.00	1,400.00	1,428.00	400.00	0.40
1-5-04100-5320 Software services - SaaS	12,280.11	14,515.00	14,515.00	14,800.00	15,096.00	285.00	0.02
1-5-04100-5321 Vehicle operating expenses	67.54	0.00	0.00	0.00	0.00	0.00	0.00
1-5-04100-5327 Cellular services	4,087.29	1,200.00	3,500.00	3,500.00	3,570.00	0.00	0.00
1-5-04100-5328 FIRE PREVENTION SUPPLIES	995.61	5,000.00	5,100.00	5,202.00	5,306.00	102.00	0.02
1-5-04100-5330 Internet	9,911.94	10,500.00	10,500.00	10,500.00	10,710.00	0.00	0.00
1-5-04100-5335 Telephony services	2,256.68	2,000.00	2,000.00	2,000.00	2,040.00	0.00	0.00
1-5-04100-5400 Contracted Services	1,548.31	0.00	0.00	0.00	0.00	0.00	0.00
1-5-04100-5402 Legal Services	0.00	5,000.00	5,000.00	0.00	0.00	-5,000.00	-1.00
1-5-04100-5405 Insurance	26,986.38	25,145.00	33,612.00	33,944.00	34,623.00	332.00	0.01
1-5-04100-5409 IT Services	2,517.98	4,000.00	4,000.00	0.00	0.00	-4,000.00	-1.00
1-5-04100-5502 Lease payments	390.98	6,500.00	6,500.00	500.00	510.00	-6,000.00	-0.92
1-5-04100-5503 Bank service charges	25.00	0.00	0.00	0.00	0.00	0.00	0.00
1-5-04100-5800 Principal on long term debt	0.00	0.00	0.00	15,997.00	65,880.00	15,997.00	0.00
1-5-04100-5850 Interest on long term debt	0.00	0.00	0.00	24,570.00	96,386.00	24,570.00	0.00
1-5-04100-5901 Transfer to Reserves	573,819.00	82,430.00	84,079.00	86,601.00	89,119.00	2,522.00	0.03

Budget 2026 by Services



For Period Ending 31-Dec-2026

	A	B	(B-A)				
	ACTUAL 2024	BUDGET 2024	BUDGET 2025	PROVISIONAL 2026 BUDGET	PROVISIONAL 2027 BUDGET	VARIANCE	%
OPERATING							
Total Squad 3	3,769.75	0.00	0.00	0.00	0.00	0.00	0.00
Fire Prevention Trailer							
1-5-04180-5000 CAPITAL - OTHER (VEHICLE)	424.85	0.00	0.00	0.00	0.00	0.00	0.00
Total Fire Prevention Trailer	424.85	0.00	0.00	0.00	0.00	0.00	0.00
Total Fire Services expenditures	1,455,491.07	944,440.00	1,034,962.00	1,107,421.00	1,256,899.00	72,459.00	0.07
EMS Building expenditures							
EMS Building Fire Share							
1-5-04199-5317 Equipment repair & maintenance	3,641.36	6,000.00	6,000.00	6,000.00	6,120.00	0.00	0.00
1-5-04199-5318 Materials & Supplies	3,086.77	3,500.00	3,500.00	3,500.00	3,570.00	0.00	0.00
1-5-04199-5324 Building repair & maintenance	7,003.38	7,000.00	7,000.00	7,000.00	7,140.00	0.00	0.00
1-5-04199-5331 Hydro	13,872.73	13,200.00	14,531.00	14,335.00	14,457.00	-196.00	-0.01
1-5-04199-5332 Natural Gas	4,071.48	7,750.00	6,667.00	6,260.00	6,385.00	-407.00	-0.06
1-5-04199-5333 Water / Wastewater	3,202.98	5,775.00	5,775.00	6,000.00	6,120.00	225.00	0.04
1-5-04199-5400 Contracted Services	20,324.73	17,700.00	17,700.00	17,700.00	18,054.00	0.00	0.00
1-5-04199-5405 Insurance	6,779.20	6,485.00	8,208.00	5,901.00	6,019.00	-2,307.00	-0.28
1-5-04199-5901 Transfer to Reserves	85,945.00	85,945.00	87,664.00	91,170.00	92,993.00	3,506.00	0.04
Total EMS Building Fire Share	147,927.63	153,355.00	157,045.00	157,866.00	160,858.00	821.00	0.01
EMS Building Police Share							
1-5-04299-5317 Equipment repair & maintenance	5,326.07	6,000.00	6,000.00	6,000.00	6,120.00	0.00	0.00
1-5-04299-5318 Materials & Supplies	5,479.89	3,500.00	3,500.00	3,500.00	3,570.00	0.00	0.00
1-5-04299-5324 Building repair & maintenance	3,873.12	7,000.00	7,000.00	7,000.00	7,140.00	0.00	0.00
1-5-04299-5331 Hydro	13,872.73	13,200.00	14,531.00	14,335.00	14,457.00	-196.00	-0.01
1-5-04299-5332 Natural Gas	4,083.47	7,750.00	6,667.00	6,260.00	6,385.00	-407.00	-0.06
1-5-04299-5333 Water / Wastewater	3,202.98	5,775.00	5,775.00	6,000.00	6,120.00	225.00	0.04
1-5-04299-5400 Contracted Services	19,271.29	17,700.00	17,700.00	17,700.00	18,054.00	0.00	0.00
1-5-04299-5405 Insurance	6,779.62	6,485.00	8,208.00	5,901.00	6,019.00	-2,307.00	-0.28
1-5-04299-5901 Transfer to Reserves	85,945.00	85,945.00	87,664.00	91,170.00	92,993.00	3,506.00	0.04
Total EMS Building Police Share	147,834.17	153,355.00	157,045.00	157,866.00	160,858.00	821.00	0.01
Total EMS Building expenditures	295,761.80	306,710.00	314,090.00	315,732.00	321,716.00	1,642.00	0.01
Police Services expenditures							
Police Services - Operations							
1-5-04210-5101 FT Wages	1,394,387.26	1,499,029.00	1,555,763.00	1,636,089.00	1,668,811.00	80,326.00	0.05
1-5-04210-5102 PT Wages	101,115.62	0.00	85,529.00	57,169.00	58,312.00	-28,360.00	-0.33
1-5-04210-5103 OT Wages	289,370.04	175,000.00	180,000.00	220,000.00	224,400.00	40,000.00	0.22
1-5-04210-5106 Special Allowances	4,299.92	5,160.00	5,590.00	5,590.00	5,702.00	0.00	0.00
1-5-04210-5107 Long service allowance	156.58	2,000.00	2,000.00	2,000.00	2,040.00	0.00	0.00
1-5-04210-5108 Special Allowance - Breath Tech	0.00	2,000.00	0.00	0.00	0.00	0.00	0.00
1-5-04210-5109 CIB Clothing	450.27	500.00	500.00	500.00	510.00	0.00	0.00

Budget 2026 by Services



For Period Ending 31-Dec-2026

		A	B	(B-A)				
		ACTUAL 2024	BUDGET 2024	BUDGET 2025	PROVISIONAL 2026 BUDGET	PROVISIONAL 2027 BUDGET	VARIANCE	%
OPERATING								
1-5-04210-5112	Uniforms/Clothing	18,297.29	12,000.00	12,000.00	15,000.00	15,300.00	3,000.00	0.25
1-5-04210-5113	Cleaning Allowance	0.00	500.00	500.00	500.00	510.00	0.00	0.00
1-5-04210-5114	Retiree Benefits	20,190.58	18,843.00	14,922.00	16,665.00	16,998.00	1,743.00	0.12
1-5-04210-5115	EHT	35,602.05	33,061.00	33,561.00	36,953.00	37,692.00	3,392.00	0.10
1-5-04210-5116	Source Deductions	75,016.23	55,700.00	77,993.00	87,804.00	89,560.00	9,811.00	0.13
1-5-04210-5117	Other Benefits	6,255.15	4,500.00	4,500.00	4,500.00	4,590.00	0.00	0.00
1-5-04210-5118	WSIB	55,226.44	44,850.00	53,940.00	54,426.00	55,515.00	486.00	0.01
1-5-04210-5119	Manulife	111,914.99	100,508.00	121,456.00	121,297.00	123,723.00	-159.00	0.00
1-5-04210-5121	OMERS	163,338.89	185,451.00	180,518.00	192,361.00	196,208.00	11,843.00	0.07
1-5-04210-5123	Employee Programs	759.32	1,500.00	1,500.00	1,500.00	1,530.00	0.00	0.00
1-5-04210-5131	Sick Fund Payout	0.00	12,000.00	12,000.00	12,000.00	12,240.00	0.00	0.00
1-5-04210-5132	Sick Leave expense	41,718.29	0.00	0.00	0.00	0.00	0.00	0.00
1-5-04210-5301	Ads,Publications & Subscriptions	2,019.28	1,500.00	1,500.00	2,000.00	2,040.00	500.00	0.33
1-5-04210-5303	TRAINING	14,004.72	7,500.00	20,000.00	30,000.00	30,600.00	10,000.00	0.50
1-5-04210-5304	CONVENTIONS/KM/TRAVEL	9,636.33	8,000.00	8,000.00	10,000.00	10,200.00	2,000.00	0.25
1-5-04210-5311	INVESTIGATION SUPPLIES	393.50	1,000.00	1,000.00	1,000.00	1,020.00	0.00	0.00
1-5-04210-5316	Equipment supplies	14,548.45	6,000.00	6,000.00	6,000.00	6,120.00	0.00	0.00
1-5-04210-5317	Equipment repair & maintenance	12,717.75	12,000.00	12,000.00	12,000.00	12,240.00	0.00	0.00
1-5-04210-5318	Materials & Supplies	10,092.43	6,000.00	6,000.00	6,000.00	6,120.00	0.00	0.00
1-5-04210-5319	Small equipment purchases	21,493.22	18,000.00	24,000.00	24,000.00	24,480.00	0.00	0.00
1-5-04210-5320	Software services - SaaS	7,860.59	9,000.00	9,000.00	40,000.00	40,800.00	31,000.00	3.44
1-5-04210-5327	Cellular services	5,393.49	5,500.00	5,500.00	5,500.00	5,610.00	0.00	0.00
1-5-04210-5330	Internet	6,599.77	6,300.00	6,300.00	6,300.00	6,426.00	0.00	0.00
1-5-04210-5409	IT Services	105,918.72	115,000.00	125,000.00	129,000.00	131,580.00	4,000.00	0.03
1-5-04210-5502	Lease payments	3,442.43	5,000.00	5,000.00	5,000.00	5,100.00	0.00	0.00
1-5-04210-5503	Bank service charges	1,737.23	0.00	0.00	0.00	0.00	0.00	0.00
1-5-04210-5901	Transfer to Reserves	93,750.00	93,750.00	104,750.00	105,000.00	107,100.00	250.00	0.00
Total Police Services - Operations		2,627,706.83	2,447,152.00	2,676,322.00	2,846,154.00	2,903,077.00	169,832.00	0.06
Police Investigative Services								
1-5-04211-5101	FT Wages	62,308.14	76,110.00	81,143.00	84,389.00	86,077.00	3,246.00	0.04
1-5-04211-5102	PT Wages	110,315.11	115,000.00	137,342.00	140,088.00	142,890.00	2,746.00	0.02
1-5-04211-5103	OT Wages	1,285.29	3,000.00	3,000.00	3,000.00	3,060.00	0.00	0.00
1-5-04211-5106	Special Allowances	0.00	3,500.00	2,820.00	2,820.00	2,876.00	0.00	0.00
1-5-04211-5115	EHT	3,704.24	3,950.00	4,360.00	4,437.00	4,526.00	77.00	0.02
1-5-04211-5116	Source Deductions	13,827.70	12,852.00	15,870.00	16,454.00	16,783.00	584.00	0.04
1-5-04211-5117	Other Benefits	0.00	2,000.00	2,000.00	2,000.00	2,040.00	0.00	0.00
1-5-04211-5118	WSIB	7,121.71	6,712.00	8,394.00	7,395.00	7,543.00	-999.00	-0.12
1-5-04211-5119	Manulife	8,720.88	7,931.00	9,216.00	9,726.00	9,921.00	510.00	0.06
1-5-04211-5121	OMERS	7,551.99	7,748.00	12,149.00	12,377.00	12,625.00	228.00	0.02
1-5-04211-5123	Employee Programs	54.06	400.00	400.00	400.00	408.00	0.00	0.00
1-5-04211-5132	Sick Leave expense	15,606.97	0.00	0.00	0.00	0.00	0.00	0.00
1-5-04211-5318	Materials & Supplies	746.21	1,000.00	1,000.00	1,000.00	1,020.00	0.00	0.00
Total Police Investigative Services		231,242.30	240,203.00	277,694.00	284,086.00	289,769.00	6,392.00	0.02

Budget 2026 by Services



For Period Ending 31-Dec-2026

	A	B	(B-A)				
	ACTUAL 2024	BUDGET 2024	BUDGET 2025	PROVISIONAL 2026 BUDGET	PROVISIONAL 2027 BUDGET	VARIANCE	%
OPERATING							
DISPATCH/COMMUNICATIONS							
1-5-04212-5101 FT Wages	189,761.17	298,538.00	316,907.00	327,915.00	334,473.00	11,008.00	0.03
1-5-04212-5102 PT Wages	303,276.40	130,000.00	159,000.00	159,000.00	162,180.00	0.00	0.00
1-5-04212-5103 OT Wages	30,724.89	25,000.00	20,000.00	30,000.00	30,600.00	10,000.00	0.50
1-5-04212-5106 Special Allowances	0.00	20,353.00	7,632.00	2,000.00	2,040.00	-5,632.00	-0.74
1-5-04212-5112 Uniforms/Clothing	0.00	29,900.00	0.00	0.00	0.00	0.00	0.00
1-5-04212-5115 EHT	10,148.03	9,922.00	9,543.00	9,889.00	10,087.00	346.00	0.04
1-5-04212-5116 Source Deductions	36,631.81	29,991.00	34,152.00	35,696.00	36,410.00	1,544.00	0.05
1-5-04212-5117 Other Benefits	0.00	2,000.00	2,000.00	2,000.00	2,040.00	0.00	0.00
1-5-04212-5118 WSIB	18,520.89	16,028.00	18,500.00	16,482.00	16,812.00	-2,018.00	-0.11
1-5-04212-5119 Manulife	32,148.84	27,530.00	32,149.00	33,869.00	34,546.00	1,720.00	0.05
1-5-04212-5121 OMERS	26,891.51	38,113.00	36,607.00	38,197.00	38,961.00	1,590.00	0.04
1-5-04212-5123 Employee Programs	161.81	400.00	400.00	400.00	408.00	0.00	0.00
1-5-04212-5131 Sick Fund Payout	0.00	2,000.00	2,000.00	2,000.00	2,040.00	0.00	0.00
1-5-04212-5132 Sick Leave expense	19,746.55	0.00	0.00	0.00	0.00	0.00	0.00
1-5-04212-5303 Training	0.00	50,400.00	16,800.00	24,000.00	24,480.00	7,200.00	0.43
Total DISPATCH/COMMUNICATIONS	668,011.90	680,175.00	655,690.00	681,448.00	695,077.00	25,758.00	0.04
PAID DUTY SERVICES							
1-5-04213-5103 OT Wages	10,965.08	8,700.00	8,700.00	8,700.00	8,874.00	0.00	0.00
1-5-04213-5115 EHT	214.90	175.00	175.00	0.00	0.00	-175.00	-1.00
1-5-04213-5116 Source Deductions	450.80	650.00	650.00	0.00	0.00	-650.00	-1.00
1-5-04213-5118 WSIB	267.07	350.00	350.00	0.00	0.00	-350.00	-1.00
Total PAID DUTY SERVICES	11,897.85	9,875.00	9,875.00	8,700.00	8,874.00	-1,175.00	-0.12
COURT							
1-5-04214-5400 Contracted Services	0.00	3,600.00	3,600.00	3,600.00	3,672.00	0.00	0.00
Total COURT	0.00	3,600.00	3,600.00	3,600.00	3,672.00	0.00	0.00
SPECIAL CONSTABLES							
1-5-04215-5102 PT Wages	62,026.27	40,000.00	80,304.00	74,521.00	76,011.00	-5,783.00	-0.07
1-5-04215-5112 Uniforms/Clothing	2,422.83	1,500.00	1,500.00	1,500.00	1,530.00	0.00	0.00
1-5-04215-5115 EHT	1,209.47	780.00	1,497.00	1,453.00	1,482.00	-44.00	-0.03
1-5-04215-5116 Source Deductions	4,639.79	2,800.00	5,553.00	5,354.00	5,461.00	-199.00	-0.04
1-5-04215-5118 WSIB	2,323.17	1,324.00	2,902.00	2,422.00	2,470.00	-480.00	-0.17
1-5-04215-5121 OMERS	0.00	2,000.00	4,606.00	4,425.00	4,514.00	-181.00	-0.04
Total SPECIAL CONSTABLES	72,621.53	48,404.00	96,362.00	89,675.00	91,468.00	-6,687.00	-0.07
Community Safety Plan - Provincial							
1-5-04217-5303 IC Training	0.00	8,000.00	4,000.00	0.00	0.00	-4,000.00	-1.00
1-5-04217-5305 VS Training	0.00	9,200.00	9,200.00	0.00	0.00	-9,200.00	-1.00
1-5-04217-5400 Contracted Services	1,424.64	1,400.00	1,400.00	0.00	0.00	-1,400.00	-1.00
Total Community Safety Plan - Provincial	1,424.64	18,600.00	14,600.00	0.00	0.00	-14,600.00	-1.00

Budget 2026 by Services



For Period Ending 31-Dec-2026

	A	B	(B-A)				
	ACTUAL 2024	BUDGET 2024	BUDGET 2025	PROVISIONAL 2026 BUDGET	PROVISIONAL 2027 BUDGET	VARIANCE	%
OPERATING							
Community Safety Policing - Local Stre							
1-5-04218-5317 Equipment repair & maintenance	31,070.00	24,865.00	6,214.00	0.00	0.00	-6,214.00	-1.00
1-5-04218-5319 Small equipment purchases	7,500.00	10,000.00	0.00	0.00	0.00	0.00	0.00
1-5-04218-5400 Contracted Services	1,424.64	1,400.00	1,400.00	18,864.00	19,241.00	17,464.00	12.47
Total Community Safety Policing - Loca	39,994.64	36,265.00	7,614.00	18,864.00	19,241.00	11,250.00	1.48
YIPI PROGRAM							
1-5-04219-5101 FT Wages	0.00	5,000.00	0.00	0.00	0.00	0.00	0.00
1-5-04219-5102 PT Wages	22,819.70	19,200.00	22,028.00	23,464.00	23,933.00	1,436.00	0.07
1-5-04219-5115 EHT	444.96	432.00	432.00	0.00	0.00	-432.00	-1.00
1-5-04219-5116 Source Deductions	530.23	500.00	500.00	0.00	0.00	-500.00	-1.00
1-5-04219-5118 WSIB	861.25	700.00	700.00	0.00	0.00	-700.00	-1.00
1-5-04219-5318 Materials & Supplies	1,005.04	340.00	340.00	340.00	347.00	0.00	0.00
Total YIPI PROGRAM	25,661.18	26,172.00	24,000.00	23,804.00	24,280.00	-196.00	-0.01
Police Services - Administration							
1-5-04220-5101 FT Wages	252,240.96	269,970.00	341,240.00	315,943.00	325,421.00	-25,297.00	-0.07
1-5-04220-5102 PT Wages	870.79	0.00	0.00	0.00	0.00	0.00	0.00
1-5-04220-5103 OT Wages	975.41	2,200.00	2,200.00	2,200.00	2,266.00	0.00	0.00
1-5-04220-5106 Special Allowances	0.00	19,700.00	0.00	0.00	0.00	0.00	0.00
1-5-04220-5112 Uniforms/Clothing	631.88	500.00	500.00	500.00	510.00	0.00	0.00
1-5-04220-5113 Cleaning Allowance	375.71	500.00	500.00	500.00	510.00	0.00	0.00
1-5-04220-5115 EHT	5,794.43	5,302.00	6,738.00	6,385.00	6,577.00	-353.00	-0.05
1-5-04220-5116 Source Deductions	12,734.36	10,062.00	17,097.00	14,447.00	14,880.00	-2,650.00	-0.15
1-5-04220-5118 WSIB	8,489.77	6,752.00	10,505.00	8,033.00	8,274.00	-2,472.00	-0.24
1-5-04220-5119 Manulife	22,800.95	20,030.00	23,364.00	27,208.00	28,024.00	3,844.00	0.16
1-5-04220-5121 OMERS	35,850.98	32,970.00	40,347.00	39,724.00	40,916.00	-623.00	-0.02
1-5-04220-5122 Employee Mental Health & Wellness	2,509.91	17,000.00	10,000.00	2,000.00	2,040.00	-8,000.00	-0.80
1-5-04220-5123 Employee Programs	94.21	200.00	200.00	200.00	204.00	0.00	0.00
1-5-04220-5132 Sick Leave expense	2,055.35	0.00	0.00	0.00	0.00	0.00	0.00
1-5-04220-5301 Ads,Publications & Subscriptions	654.73	1,000.00	1,000.00	1,000.00	1,020.00	0.00	0.00
1-5-04220-5302 Memberships	455.23	2,000.00	2,000.00	2,000.00	2,040.00	0.00	0.00
1-5-04220-5303 Vehicle Allowance	7,912.80	6,600.00	0.00	6,600.00	6,732.00	6,600.00	0.00
1-5-04220-5304 CONVENTIONS/KM/TRAVEL	13,735.76	4,800.00	4,800.00	4,800.00	4,896.00	0.00	0.00
1-5-04220-5305 Conventions / Training	0.00	10,000.00	10,000.00	10,000.00	10,200.00	0.00	0.00
1-5-04220-5306 POSTAGE / COURIER	608.71	400.00	400.00	600.00	612.00	200.00	0.50
1-5-04220-5316 Equipment supplies	4.88	1,000.00	1,000.00	1,000.00	1,020.00	0.00	0.00
1-5-04220-5317 Equipment repair & maintenance	0.00	750.00	750.00	750.00	765.00	0.00	0.00
1-5-04220-5327 Cellular services	1,027.94	1,200.00	1,200.00	1,200.00	1,224.00	0.00	0.00
1-5-04220-5401 Audit Services	4,500.00	4,500.00	4,500.00	4,500.00	4,590.00	0.00	0.00
1-5-04220-5405 Insurance	28,674.77	25,860.00	36,917.00	39,381.00	40,169.00	2,464.00	0.07
1-5-04220-5407 Insurance Deductables	0.00	2,500.00	2,500.00	2,500.00	2,550.00	0.00	0.00
Total Police Services - Administration	402,999.53	445,796.00	517,758.00	491,471.00	505,440.00	-26,287.00	-0.05

Budget 2026 by Services



For Period Ending 31-Dec-2026

			A	B	(B-A)		
	ACTUAL 2024	BUDGET 2024	BUDGET 2025	PROVISIONAL 2026 BUDGET	PROVISIONAL 2027 BUDGET	VARIANCE	%
OPERATING							
Cell Monitors							
1-5-04225-5102 PT Wages	0.00	12,480.00	12,480.00	12,480.00	12,730.00	0.00	0.00
1-5-04225-5115 EHT	0.00	250.00	243.00	243.00	248.00	0.00	0.00
1-5-04225-5116 Source Deductions	0.00	750.00	737.00	737.00	752.00	0.00	0.00
1-5-04225-5118 WSIB	0.00	500.00	413.00	413.00	421.00	0.00	0.00
Total Cell Monitors	0.00	13,980.00	13,873.00	13,873.00	14,151.00	0.00	0.00
Police Auxilliary							
1-5-04240-5112 Uniforms/Clothing	0.00	1,000.00	1,000.00	2,000.00	2,040.00	1,000.00	1.00
1-5-04240-5318 Materials & Supplies	0.00	500.00	500.00	500.00	510.00	0.00	0.00
Total Police Auxilliary	0.00	1,500.00	1,500.00	2,500.00	2,550.00	1,000.00	0.67
VICTIM SUPPORT GRANT							
1-5-04245-5318 Materials & Supplies	7,881.05	79,255.00	0.00	0.00	0.00	0.00	0.00
Total VICTIM SUPPORT GRANT	7,881.05	79,255.00	0.00	0.00	0.00	0.00	0.00
Police Fleet							
1-5-04259-5321 Vechicle operating expenses	25,688.43	28,000.00	28,000.00	28,000.00	28,560.00	0.00	0.00
1-5-04259-5322 Vehicle repair & maintenance	17,179.56	18,000.00	18,000.00	18,000.00	18,360.00	0.00	0.00
1-5-04259-5327 Cellular services	3,080.86	8,000.00	8,000.00	8,000.00	8,160.00	0.00	0.00
1-5-04259-5502 Lease payments	6,476.03	13,000.00	13,000.00	13,000.00	13,260.00	0.00	0.00
Total Police Fleet	52,424.88	67,000.00	67,000.00	67,000.00	68,340.00	0.00	0.00
Proceeds of Crime Grant							
1-5-04265-5318 Materials & Supplies	38,925.31	0.00	0.00	0.00	0.00	0.00	0.00
Total Proceeds of Crime Grant	38,925.31	0.00	0.00	0.00	0.00	0.00	0.00
CISO - Intel Grant							
1-5-04272-5318 Materials & Supplies	15,714.46	0.00	0.00	0.00	0.00	0.00	0.00
Total CISO - Intel Grant	15,714.46	0.00	0.00	0.00	0.00	0.00	0.00
Mobile Crisis Response							
1-5-04275-5318 Materials & Supplies	160,537.77	98,770.00	0.00	113,483.00	119,975.00	113,483.00	0.00
Total Mobile Crisis Response	160,537.77	98,770.00	0.00	113,483.00	119,975.00	113,483.00	0.00
Optic - Capital							
1-5-04281-5413 Contracted services - other	28,110.97	26,000.00	28,500.00	0.00	0.00	-28,500.00	-1.00
Total Optic - Capital	28,110.97	26,000.00	28,500.00	0.00	0.00	-28,500.00	-1.00
Auto Theft Prevention							
1-5-04285-5318 Materials & Supplies	114,596.62	55,676.00	121,288.00	4,350.00	4,437.00	-116,938.00	-0.96
Total Auto Theft Prevention	114,596.62	55,676.00	121,288.00	4,350.00	4,437.00	-116,938.00	-0.96

Budget 2026 by Services




For Period Ending 31-Dec-2026

	A	B	(B-A)				
	ACTUAL 2024	BUDGET 2024	BUDGET 2025	PROVISIONAL 2026 BUDGET	PROVISIONAL 2027 BUDGET	VARIANCE	%
OPERATING							
Police Service Board							
1-5-04290-5101 FT Wages	0.00	1,000.00	1,000.00	1,000.00	1,020.00	0.00	0.00
1-5-04290-5111 Honorariums	11,721.97	5,500.00	15,500.00	15,500.00	15,810.00	0.00	0.00
1-5-04290-5115 EHT	0.00	115.00	350.00	0.00	0.00	-350.00	-1.00
1-5-04290-5302 Memberships	4,504.40	2,100.00	2,500.00	2,500.00	2,550.00	0.00	0.00
1-5-04290-5304 CONVENTIONS/KM/TRAVEL	5,327.69	3,000.00	8,000.00	8,000.00	8,160.00	0.00	0.00
1-5-04290-5318 Materials & Supplies	656.84	1,000.00	1,000.00	1,000.00	1,020.00	0.00	0.00
1-5-04290-5402 Legal Services	2,996.21	3,800.00	8,800.00	8,800.00	8,976.00	0.00	0.00
1-5-04290-5404 Other Professional services	6,860.82	5,000.00	10,000.00	10,000.00	10,200.00	0.00	0.00
Total Police Service Board	32,067.93	21,515.00	47,150.00	46,800.00	47,736.00	-350.00	-0.01
Total Police Services expenditures	4,531,819.39	4,319,938.00	4,562,826.00	4,695,808.00	4,798,087.00	132,982.00	0.03
Building Inspections							
PI&C - CBO							
1-5-04400-5101 FT Wages	139,549.29	118,970.00	136,676.00	158,148.00	162,892.00	21,472.00	0.16
1-5-04400-5102 PT Wages	780.75	12,965.00	72,221.00	83,491.00	85,996.00	11,270.00	0.16
1-5-04400-5103 OT Wages	1,376.17	0.00	0.00	0.00	0.00	0.00	0.00
1-5-04400-5115 EHT	2,770.71	2,590.00	4,092.00	4,735.00	4,877.00	643.00	0.16
1-5-04400-5116 Source Deductions	8,670.01	7,200.00	13,991.00	10,803.00	11,127.00	-3,188.00	-0.23
1-5-04400-5117 Other Benefits	361.00	0.00	0.00	0.00	0.00	0.00	0.00
1-5-04400-5118 WSIB	5,258.60	4,225.00	8,689.00	7,690.00	7,921.00	-999.00	-0.11
1-5-04400-5119 Manulife	14,144.08	12,730.00	14,948.00	15,982.00	16,461.00	1,034.00	0.07
1-5-04400-5121 OMERS	13,521.66	11,610.00	20,682.00	25,065.00	25,817.00	4,383.00	0.21
1-5-04400-5301 Ads,Publications & Subscriptions	147.19	0.00	0.00	500.00	510.00	500.00	0.00
1-5-04400-5302 Memberships	910.33	1,200.00	1,500.00	1,500.00	1,530.00	0.00	0.00
1-5-04400-5303 TRAINING	957.39	2,000.00	2,500.00	3,000.00	3,060.00	500.00	0.20
1-5-04400-5304 CONVENTIONS/KM/TRAVEL	1,221.66	1,500.00	2,000.00	2,500.00	2,550.00	500.00	0.25
1-5-04400-5318 Materials & Supplies	1,664.33	1,000.00	1,000.00	1,000.00	1,020.00	0.00	0.00
1-5-04400-5320 Software services - SaaS	66.54	0.00	0.00	200.00	204.00	200.00	0.00
1-5-04400-5327 Cellular services	1,620.87	750.00	750.00	750.00	765.00	0.00	0.00
1-5-04400-5400 Contracted Services	7,406.60	9,000.00	9,000.00	9,000.00	9,180.00	0.00	0.00
1-5-04400-5402 Legal Services	0.00	6,000.00	6,000.00	6,000.00	6,120.00	0.00	0.00
1-5-04400-5404 Other Professional services	0.00	2,000.00	2,000.00	2,500.00	2,550.00	500.00	0.25
1-5-04400-5405 insurance	9,389.53	7,360.00	11,403.00	9,118.00	9,300.00	-2,285.00	-0.20
1-5-04400-5409 IT Services	0.00	1,000.00	1,000.00	0.00	0.00	-1,000.00	-1.00
1-5-04400-5903 Transfer to Reserve funds	32,462.87	0.00	0.00	0.00	0.00	0.00	0.00
Total PI&C - CBO	242,279.58	202,100.00	308,452.00	341,982.00	351,880.00	33,530.00	0.11
Total Building Inspections	242,279.58	202,100.00	308,452.00	341,982.00	351,880.00	33,530.00	0.11
Animal Control expenditures							
PI&C - Animal Control							
1-5-04430-5306 postage	0.00	500.00	500.00	500.00	510.00	0.00	0.00

Budget 2026 by Services

For Period Ending 31-Dec-2026



	A	B	(B-A)				
	ACTUAL 2024	BUDGET 2024	BUDGET 2025	PROVISIONAL 2026 BUDGET	PROVISIONAL 2027 BUDGET	VARIANCE	%
OPERATING							
1-5-04500-5318 Materials & Supplies	406.10	2,000.00	2,000.00	2,000.00	2,000.00	0.00	0.00
1-5-04500-5400 Contracted Services	864.96	0.00	0.00	0.00	0.00	0.00	0.00
Total Emergency Preparedness	1,907.06	3,500.00	3,500.00	3,500.00	3,500.00	0.00	0.00
Total Emergency Preparedness expenses	1,907.06	3,500.00	3,500.00	3,500.00	3,500.00	0.00	0.00
Conservation Authority							
Conservation Authority							
1-5-04300-5600 Transfers to CRA	52,264.94	52,265.00	55,085.00	59,113.00	61,714.00	4,028.00	0.07
Total Conservation Authority	52,264.94	52,265.00	55,085.00	59,113.00	61,714.00	4,028.00	0.07
Total Conservation Authority	52,264.94	52,265.00	55,085.00	59,113.00	61,714.00	4,028.00	0.07
Community Safety & Wellbeing							
Community Safety & Wellbeing							
1-5-04580-5318 Materials & Supplies	36,767.53	0.00	42,000.00	42,000.00	42,000.00	0.00	0.00
Total Community Safety & Wellbeing	36,767.53	0.00	42,000.00	42,000.00	42,000.00	0.00	0.00
Total Community Safety & Wellbeing	36,767.53	0.00	42,000.00	42,000.00	42,000.00	0.00	0.00
Total Protection to Persons & Property	4,077,867.09	4,538,515.00	4,948,410.00	5,243,767.00	5,484,257.00	295,357.00	0.06
Transportation services							
User fees & services charges							
Roadways							
1-4-06100-4000 MISCELLANEOUS REVENUE	-12,186.78	0.00	0.00	0.00	0.00	0.00	0.00
1-4-06100-4098 PRIVATE WORK RECOVERABLE	-1,196.00	0.00	0.00	0.00	0.00	0.00	0.00
Total Roadways	-13,382.78	0.00	0.00	0.00	0.00	0.00	0.00
Total User fees & services charges	-13,382.78	0.00	0.00	0.00	0.00	0.00	0.00
Transfer from reserves & inter							
Roadways							
1-4-06100-5900 Internal Charges	0.00	0.00	-104,529.00	-119,313.00	-122,892.00	-14,784.00	0.14
Total Roadways	0.00	0.00	-104,529.00	-119,313.00	-122,892.00	-14,784.00	0.14
Winter Control							
1-4-06200-5901 Transfer from Reserves	0.00	-57,000.00	-57,000.00	-57,000.00	-57,000.00	0.00	0.00
Total Winter Control	0.00	-57,000.00	-57,000.00	-57,000.00	-57,000.00	0.00	0.00
Total Transfer from reserves & interna	0.00	-57,000.00	-161,529.00	-176,313.00	-179,892.00	-14,784.00	0.09
Parking Fines & other revenues							

Budget 2026 by Services



For Period Ending 31-Dec-2026

	A	B	(B-A)				
	ACTUAL 2024	BUDGET 2024	BUDGET 2025	PROVISIONAL 2026 BUDGET	PROVISIONAL 2027 BUDGET	VARIANCE	%
OPERATING							
1-5-06052-5115 EHT	21.83	0.00	0.00	0.00	0.00	0.00	0.00
1-5-06052-5116 Source Deductions	86.57	0.00	0.00	0.00	0.00	0.00	0.00
1-5-06052-5118 WSIB	42.33	0.00	0.00	0.00	0.00	0.00	0.00
1-5-06052-5121 OMERS	102.71	0.00	0.00	0.00	0.00	0.00	0.00
1-5-06052-5322 Vehicle repair & maintenance	2,017.49	4,500.00	0.00	0.00	0.00	0.00	0.00
Total 132 2008 JD 5425 Tractor	3,382.99	4,500.00	0.00	0.00	0.00	0.00	0.00
135 2018 Bandit Chipper							
1-5-06053-5101 FT Wages	514.17	0.00	0.00	0.00	0.00	0.00	0.00
1-5-06053-5115 EHT	10.09	0.00	0.00	0.00	0.00	0.00	0.00
1-5-06053-5116 Source Deductions	39.86	0.00	0.00	0.00	0.00	0.00	0.00
1-5-06053-5118 WSIB	19.58	0.00	0.00	0.00	0.00	0.00	0.00
1-5-06053-5121 OMERS	41.68	0.00	0.00	0.00	0.00	0.00	0.00
1-5-06053-5322 Vehicle repair & maintenance	376.63	1,200.00	0.00	0.00	0.00	0.00	0.00
Total 135 2018 Bandit Chipper	1,002.01	1,200.00	0.00	0.00	0.00	0.00	0.00
2023 Western Star Plow Truck							
1-5-06054-5101 FT Wages	425.47	0.00	0.00	0.00	0.00	0.00	0.00
1-5-06054-5115 EHT	8.35	0.00	0.00	0.00	0.00	0.00	0.00
1-5-06054-5116 Source Deductions	32.99	0.00	0.00	0.00	0.00	0.00	0.00
1-5-06054-5118 WSIB	16.19	0.00	0.00	0.00	0.00	0.00	0.00
1-5-06054-5121 OMERS	38.56	0.00	0.00	0.00	0.00	0.00	0.00
1-5-06054-5322 Vehicle repair & maintenance	9,995.48	0.00	0.00	0.00	0.00	0.00	0.00
Total 2023 Western Star Plow Truck	10,517.04	0.00	0.00	0.00	0.00	0.00	0.00
136 2014 Thompson Culvert Steamer							
1-5-06056-5321 Vehicle operating expenses	0.00	500.00	0.00	0.00	0.00	0.00	0.00
Total 136 2014 Thompson Culvert Ste	0.00	500.00	0.00	0.00	0.00	0.00	0.00
119 2009 Chev 1500 Pickup Truck							
1-5-06058-5101 FT Wages	0.00	2,060.00	0.00	0.00	0.00	0.00	0.00
1-5-06058-5322 Vehicle repair & maintenance	208.13	3,000.00	0.00	0.00	0.00	0.00	0.00
Total 119 2009 Chev 1500 Pickup Tru	208.13	5,060.00	0.00	0.00	0.00	0.00	0.00
110 2011 GM Sierra Pickup Truck							
1-5-06060-5101 FT Wages	364.68	0.00	0.00	0.00	0.00	0.00	0.00
1-5-06060-5115 EHT	7.16	0.00	0.00	0.00	0.00	0.00	0.00
1-5-06060-5116 Source Deductions	28.32	0.00	0.00	0.00	0.00	0.00	0.00
1-5-06060-5118 WSIB	13.88	0.00	0.00	0.00	0.00	0.00	0.00
1-5-06060-5121 OMERS	33.05	0.00	0.00	0.00	0.00	0.00	0.00
1-5-06060-5321 Vehicle operating expenses	0.00	500.00	0.00	0.00	0.00	0.00	0.00
1-5-06060-5322 Vehicle repair & maintenance	5,287.04	2,500.00	0.00	0.00	0.00	0.00	0.00
Total 110 2011 GM Sierra Pickup Tr	5,734.13	3,000.00	0.00	0.00	0.00	0.00	0.00

Budget 2026 by Services



For Period Ending 31-Dec-2026

	A	B	(B-A)				
	ACTUAL 2024	BUDGET 2024	BUDGET 2025	PROVISIONAL 2026 BUDGET	PROVISIONAL 2027 BUDGET	VARIANCE	%
OPERATING							
112 1995 Ford L8000 Dump Truck							
1-5-06061-5101 FT Wages	1,661.18	0.00	0.00	0.00	0.00	0.00	0.00
1-5-06061-5103 OT Wages	30.39	0.00	0.00	0.00	0.00	0.00	0.00
1-5-06061-5115 EHT	33.22	0.00	0.00	0.00	0.00	0.00	0.00
1-5-06061-5116 Source Deductions	131.32	0.00	0.00	0.00	0.00	0.00	0.00
1-5-06061-5118 WSIB	64.39	0.00	0.00	0.00	0.00	0.00	0.00
1-5-06061-5121 OMERS	153.59	0.00	0.00	0.00	0.00	0.00	0.00
1-5-06061-5322 Vehicle repair & maintenance	6,228.77	2,000.00	0.00	0.00	0.00	0.00	0.00
Total 112 1995 Ford L8000 Dump Truc	8,302.86	2,000.00	0.00	0.00	0.00	0.00	0.00
118 2012 Freightiner Sweeper Truck							
1-5-06062-5101 FT Wages	410.27	1,400.00	0.00	0.00	0.00	0.00	0.00
1-5-06062-5103 OT Wages	136.76	0.00	0.00	0.00	0.00	0.00	0.00
1-5-06062-5115 EHT	10.75	0.00	0.00	0.00	0.00	0.00	0.00
1-5-06062-5116 Source Deductions	42.44	0.00	0.00	0.00	0.00	0.00	0.00
1-5-06062-5118 WSIB	20.83	0.00	0.00	0.00	0.00	0.00	0.00
1-5-06062-5121 OMERS	49.58	0.00	0.00	0.00	0.00	0.00	0.00
1-5-06062-5321 Vehicle operating expenses	1,662.99	2,000.00	0.00	0.00	0.00	0.00	0.00
1-5-06062-5322 Vehicle repair & maintenance	10,009.75	8,000.00	0.00	0.00	0.00	0.00	0.00
Total 118 2012 Freightiner Sweeper	12,343.37	11,400.00	0.00	0.00	0.00	0.00	0.00
103 2012 Impala Car							
1-5-06063-5101 FT Wages	0.00	755.00	0.00	0.00	0.00	0.00	0.00
1-5-06063-5322 Vehicle repair & maintenance	2,446.71	1,500.00	0.00	0.00	0.00	0.00	0.00
Total 103 2012 Impala Car	2,446.71	2,255.00	0.00	0.00	0.00	0.00	0.00
116 2019 International Dump Truck							
1-5-06064-5101 FT Wages	1,385.58	1,380.00	0.00	0.00	0.00	0.00	0.00
1-5-06064-5115 EHT	27.18	0.00	0.00	0.00	0.00	0.00	0.00
1-5-06064-5116 Source Deductions	108.00	0.00	0.00	0.00	0.00	0.00	0.00
1-5-06064-5118 WSIB	52.71	0.00	0.00	0.00	0.00	0.00	0.00
1-5-06064-5121 OMERS	127.51	0.00	0.00	0.00	0.00	0.00	0.00
1-5-06064-5322 Vehicle repair & maintenance	11,518.61	10,000.00	0.00	0.00	0.00	0.00	0.00
Total 116 2019 International Dump	13,219.59	11,380.00	0.00	0.00	0.00	0.00	0.00
114 2009 Freightiner Boom Truck							
1-5-06065-5101 FT Wages	399.99	0.00	0.00	0.00	0.00	0.00	0.00
1-5-06065-5115 EHT	7.85	0.00	0.00	0.00	0.00	0.00	0.00
1-5-06065-5116 Source Deductions	31.12	0.00	0.00	0.00	0.00	0.00	0.00
1-5-06065-5118 WSIB	15.23	0.00	0.00	0.00	0.00	0.00	0.00
1-5-06065-5121 OMERS	36.53	0.00	0.00	0.00	0.00	0.00	0.00
1-5-06065-5321 Vehicle operating expenses	0.00	1,000.00	0.00	0.00	0.00	0.00	0.00
1-5-06065-5322 Vehicle repair & maintenance	6,256.57	5,000.00	0.00	0.00	0.00	0.00	0.00

Budget 2026 by Services



For Period Ending 31-Dec-2026

		A		B		(B-A)		
		ACTUAL 2024	BUDGET 2024	BUDGET 2025	PROVISIONAL 2026 BUDGET	PROVISIONAL 2027 BUDGET	VARIANCE	%
OPERATING								
Total 114 2009 Freightiner Boom Tr		6,747.29	6,000.00	0.00	0.00	0.00	0.00	0.00
113 2001 Sterling Dump Truck								
1-5-06066-5101	FT Wages	493.63	0.00	0.00	0.00	0.00	0.00	0.00
1-5-06066-5115	EHT	9.70	0.00	0.00	0.00	0.00	0.00	0.00
1-5-06066-5116	Source Deductions	38.36	0.00	0.00	0.00	0.00	0.00	0.00
1-5-06066-5118	WSIB	18.80	0.00	0.00	0.00	0.00	0.00	0.00
1-5-06066-5121	OMERS	45.16	0.00	0.00	0.00	0.00	0.00	0.00
1-5-06066-5321	Vehicle operating expenses	53.42	700.00	0.00	0.00	0.00	0.00	0.00
1-5-06066-5322	Vehicle repair & maintenance	2,725.05	2,500.00	0.00	0.00	0.00	0.00	0.00
Total 113 2001 Sterling Dump Truck		3,384.12	3,200.00	0.00	0.00	0.00	0.00	0.00
115 2016 International Dump Truck								
1-5-06067-5101	FT Wages	2,094.89	2,925.00	0.00	0.00	0.00	0.00	0.00
1-5-06067-5103	OT Wages	27.93	0.00	0.00	0.00	0.00	0.00	0.00
1-5-06067-5115	EHT	41.67	0.00	0.00	0.00	0.00	0.00	0.00
1-5-06067-5116	Source Deductions	164.68	0.00	0.00	0.00	0.00	0.00	0.00
1-5-06067-5118	WSIB	80.76	0.00	0.00	0.00	0.00	0.00	0.00
1-5-06067-5121	OMERS	164.94	0.00	0.00	0.00	0.00	0.00	0.00
1-5-06067-5321	Vehicle operating expenses	853.26	1,200.00	0.00	0.00	0.00	0.00	0.00
1-5-06067-5322	Vehicle repair & maintenance	23,122.37	2,000.00	0.00	0.00	0.00	0.00	0.00
Total 115 2016 International Dump		26,550.50	6,125.00	0.00	0.00	0.00	0.00	0.00
111 2019 Chev 3500 Pickup Truck								
1-5-06068-5101	FT Wages	729.37	605.00	0.00	0.00	0.00	0.00	0.00
1-5-06068-5103	OT Wages	75.98	0.00	0.00	0.00	0.00	0.00	0.00
1-5-06068-5115	EHT	15.81	0.00	0.00	0.00	0.00	0.00	0.00
1-5-06068-5116	Source Deductions	62.54	0.00	0.00	0.00	0.00	0.00	0.00
1-5-06068-5118	WSIB	30.65	0.00	0.00	0.00	0.00	0.00	0.00
1-5-06068-5121	OMERS	73.00	0.00	0.00	0.00	0.00	0.00	0.00
1-5-06068-5322	Vehicle repair & maintenance	4,028.98	3,000.00	0.00	0.00	0.00	0.00	0.00
Total 111 2019 Chev 3500 Pickup Tr		5,016.33	3,605.00	0.00	0.00	0.00	0.00	0.00
102 2016 Chev 2500 Pickup Truck								
1-5-06070-5101	FT Wages	91.18	0.00	0.00	0.00	0.00	0.00	0.00
1-5-06070-5115	EHT	1.79	0.00	0.00	0.00	0.00	0.00	0.00
1-5-06070-5116	Source Deductions	7.07	0.00	0.00	0.00	0.00	0.00	0.00
1-5-06070-5118	WSIB	3.47	0.00	0.00	0.00	0.00	0.00	0.00
1-5-06070-5121	OMERS	8.26	0.00	0.00	0.00	0.00	0.00	0.00
1-5-06070-5321	Vehicle operating expenses	645.92	1,000.00	0.00	0.00	0.00	0.00	0.00
1-5-06070-5322	Vehicle repair & maintenance	4,828.54	3,200.00	0.00	0.00	0.00	0.00	0.00
Total 102 2016 Chev 2500 Pickup Tr		5,586.23	4,200.00	0.00	0.00	0.00	0.00	0.00
130 2012 JD 544K Loader								

Budget 2026 by Services



For Period Ending 31-Dec-2026

	A	B	(B-A)				
	ACTUAL 2024	BUDGET 2024	BUDGET 2025	PROVISIONAL 2026 BUDGET	PROVISIONAL 2027 BUDGET	VARIANCE	%
OPERATING							
1-5-06071-5101 FT Wages	362.40	2,310.00	0.00	0.00	0.00	0.00	0.00
1-5-06071-5115 EHT	7.11	0.00	0.00	0.00	0.00	0.00	0.00
1-5-06071-5116 Source Deductions	28.22	0.00	0.00	0.00	0.00	0.00	0.00
1-5-06071-5118 WSIB	13.80	0.00	0.00	0.00	0.00	0.00	0.00
1-5-06071-5121 OMERS	33.60	0.00	0.00	0.00	0.00	0.00	0.00
1-5-06071-5321 Vechicle operating expenses	0.00	1,000.00	0.00	0.00	0.00	0.00	0.00
1-5-06071-5322 Vehicle repair & maintenance	4,988.94	6,400.00	0.00	0.00	0.00	0.00	0.00
Total 130 2012 JD 544K Loader	5,434.07	9,710.00	0.00	0.00	0.00	0.00	0.00
101 2022 Ford F150							
1-5-06072-5322 Vehicle repair & maintenance	861.21	0.00	0.00	0.00	0.00	0.00	0.00
Total 101 2022 Ford F150	861.21	0.00	0.00	0.00	0.00	0.00	0.00
133 2014 Trackless Sidewalk Machin							
1-5-06074-5101 FT Wages	468.37	3,975.00	0.00	0.00	0.00	0.00	0.00
1-5-06074-5115 EHT	9.20	0.00	0.00	0.00	0.00	0.00	0.00
1-5-06074-5116 Source Deductions	36.39	0.00	0.00	0.00	0.00	0.00	0.00
1-5-06074-5118 WSIB	17.83	0.00	0.00	0.00	0.00	0.00	0.00
1-5-06074-5121 OMERS	42.74	0.00	0.00	0.00	0.00	0.00	0.00
1-5-06074-5321 Vechicle operating expenses	0.00	2,500.00	0.00	0.00	0.00	0.00	0.00
1-5-06074-5322 Vehicle repair & maintenance	3,178.76	7,000.00	0.00	0.00	0.00	0.00	0.00
Total 133 2014 Trackless Sidewalk	3,753.29	13,475.00	0.00	0.00	0.00	0.00	0.00
134 2016 Trackless Sidewalk Machin							
1-5-06075-5101 FT Wages	807.80	2,350.00	0.00	0.00	0.00	0.00	0.00
1-5-06075-5103 OT Wages	113.96	0.00	0.00	0.00	0.00	0.00	0.00
1-5-06075-5115 EHT	18.09	0.00	0.00	0.00	0.00	0.00	0.00
1-5-06075-5116 Source Deductions	71.53	0.00	0.00	0.00	0.00	0.00	0.00
1-5-06075-5118 WSIB	35.07	0.00	0.00	0.00	0.00	0.00	0.00
1-5-06075-5121 OMERS	83.68	0.00	0.00	0.00	0.00	0.00	0.00
1-5-06075-5321 Vechicle operating expenses	0.00	1,500.00	0.00	0.00	0.00	0.00	0.00
1-5-06075-5322 Vehicle repair & maintenance	18,340.80	5,500.00	0.00	0.00	0.00	0.00	0.00
Total 134 2016 Trackless Sidewalk	19,470.93	9,350.00	0.00	0.00	0.00	0.00	0.00
Total Fleet & Equipment	204,108.48	179,920.00	186,300.00	152,810.00	155,867.00	-33,490.00	-0.18
Roadways							
Roads - General Administration							
1-5-06100-5101 FT Wages	297,588.34	254,843.00	421,689.00	523,734.00	539,446.00	102,045.00	0.24
1-5-06100-5103 OT Wages	7,462.23	9,000.00	9,919.00	12,819.00	13,204.00	2,900.00	0.29
1-5-06100-5105 Standay Wages	10,480.00	10,400.00	10,400.00	16,380.00	16,871.00	5,980.00	0.58
1-5-06100-5112 Uniforms/Clothing	7,761.63	7,200.00	7,200.00	8,200.00	8,364.00	1,000.00	0.14
1-5-06100-5114 Retiree Benefits	1,689.88	1,490.00	1,490.00	0.00	0.00	-1,490.00	-1.00
1-5-06100-5115 EHT	7,491.57	5,000.00	9,642.00	11,872.00	12,228.00	2,230.00	0.23

Budget 2026 by Services



For Period Ending 31-Dec-2026

	A		B		(B-A)		
	ACTUAL 2024	BUDGET 2024	BUDGET 2025	PROVISIONAL 2026 BUDGET	PROVISIONAL 2027 BUDGET	VARIANCE	%
OPERATING							
Total Bridges & culverts	32,699.79	12,448.00	7,529.00	15,173.00	15,528.00	7,644.00	1.02
Roadside maintenance							
Roadside Maintenance							
1-5-06120-5101 FT Wages	88,853.08	107,465.00	94,946.00	119,862.00	123,458.00	24,916.00	0.26
1-5-06120-5102 PT Wages	0.00	0.00	244.00	176.00	181.00	-68.00	-0.28
1-5-06120-5103 OT Wages	1,534.70	2,160.00	2,715.00	2,710.00	2,791.00	-5.00	0.00
1-5-06120-5115 EHT	1,766.87	0.00	1,853.00	2,396.00	2,468.00	543.00	0.29
1-5-06120-5116 Source Deductions	6,982.01	0.00	6,947.00	8,150.00	8,395.00	1,203.00	0.17
1-5-06120-5118 WSIB	3,422.68	0.00	3,191.00	4,126.00	4,250.00	935.00	0.29
1-5-06120-5121 OMERS	7,858.20	0.00	7,709.00	11,647.00	11,996.00	3,938.00	0.51
1-5-06120-5318 Materials & Supplies	10,735.14	15,000.00	15,000.00	22,000.00	22,440.00	7,000.00	0.47
1-5-06120-5400 Contracted Services	49,501.76	53,500.00	53,500.00	53,500.00	54,570.00	0.00	0.00
Total Roadside Maintenance	170,654.44	178,125.00	186,105.00	224,567.00	230,549.00	38,462.00	0.21
Brushing, Tree Trimming & Removal							
1-5-06122-5318 Materials & Supplies	65.88	0.00	0.00	0.00	0.00	0.00	0.00
Total Brushing, Tree Trimming & Remova	65.88	0.00	0.00	0.00	0.00	0.00	0.00
Catch Basin,Curb & Gutter							
1-5-06124-5101 FT Wages	0.00	0.00	319.00	0.00	0.00	-319.00	-1.00
1-5-06124-5115 EHT	0.00	0.00	6.00	0.00	0.00	-6.00	-1.00
1-5-06124-5116 Source Deductions	0.00	0.00	25.00	0.00	0.00	-25.00	-1.00
1-5-06124-5118 WSIB	0.00	0.00	12.00	0.00	0.00	-12.00	-1.00
1-5-06124-5121 OMERS	0.00	0.00	28.00	0.00	0.00	-28.00	-1.00
Total Catch Basin,Curb & Gutter	0.00	0.00	390.00	0.00	0.00	-390.00	-1.00
Locates							
1-5-06128-5101 FT Wages	1,291.58	23,085.00	17,421.00	35,963.00	74,084.00	18,542.00	1.06
1-5-06128-5102 PT Wages	0.00	0.00	230.00	0.00	0.00	-230.00	-1.00
1-5-06128-5103 OT Wages	75.98	0.00	108.00	0.00	0.00	-108.00	-1.00
1-5-06128-5115 EHT	26.86	0.00	341.00	701.00	1,453.00	360.00	1.06
1-5-06128-5116 Source Deductions	106.06	0.00	1,309.00	2,677.00	5,692.00	1,368.00	1.05
1-5-06128-5118 WSIB	50.76	0.00	543.00	1,169.00	2,423.00	626.00	1.15
1-5-06128-5121 OMERS	123.97	0.00	1,485.00	3,237.00	6,709.00	1,752.00	1.18
1-5-06128-5318 Materials & Supplies	0.00	2,000.00	2,000.00	1,000.00	1,020.00	-1,000.00	-0.50
1-5-06128-5400 Contracted Services	64,224.72	30,000.00	20,000.00	50,000.00	51,000.00	30,000.00	1.50
Total Locates	65,899.93	55,085.00	43,437.00	94,747.00	142,381.00	51,310.00	1.18
Total Roadside maintenance	236,620.25	233,210.00	229,932.00	319,314.00	372,930.00	89,382.00	0.39
Hardtop							
Hard Top Maintenance							

Budget 2026 by Services



For Period Ending 31-Dec-2026

	A	B	(B-A)				
	ACTUAL 2024	BUDGET 2024	BUDGET 2025	PROVISIONAL 2026 BUDGET	PROVISIONAL 2027 BUDGET	VARIANCE	%
OPERATING							
1-5-06130-5101 FT Wages	48,998.57	47,260.00	48,311.00	58,089.00	59,832.00	9,778.00	0.20
1-5-06130-5102 PT Wages	0.00	0.00	247.00	0.00	0.00	-247.00	-1.00
1-5-06130-5103 OT Wages	499.71	0.00	1,279.00	1,068.00	1,100.00	-211.00	-0.16
1-5-06130-5115 EHT	964.96	0.00	946.00	1,150.00	1,185.00	204.00	0.22
1-5-06130-5116 Source Deductions	3,821.90	0.00	3,669.00	3,935.00	4,053.00	266.00	0.07
1-5-06130-5118 WSIB	1,866.73	0.00	1,640.00	2,013.00	2,073.00	373.00	0.23
1-5-06130-5121 OMERS	4,305.44	0.00	3,939.00	5,563.00	5,730.00	1,624.00	0.41
1-5-06130-5318 Materials & Supplies	7,395.59	7,500.00	7,500.00	7,500.00	7,650.00	0.00	0.00
1-5-06130-5400 Contracted Services	37,758.16	45,000.00	45,000.00	55,000.00	56,100.00	10,000.00	0.22
Total Hard Top Maintenance	105,611.06	99,760.00	112,531.00	134,318.00	137,723.00	21,787.00	0.19
Asphalt Patching							
1-5-06131-5400 Contracted Services	160,731.56	0.00	0.00	0.00	0.00	0.00	0.00
Total Asphalt Patching	160,731.56	0.00	0.00	0.00	0.00	0.00	0.00
Total Hardtop	266,342.62	99,760.00	112,531.00	134,318.00	137,723.00	21,787.00	0.19
Gravel roads							
Loosetop Maintenance (unpaved)							
1-5-06140-5101 FT Wages	6,877.13	12,105.00	8,117.00	7,802.00	8,036.00	-315.00	-0.04
1-5-06140-5102 PT Wages	607.80	0.00	235.00	453.00	467.00	218.00	0.93
1-5-06140-5103 OT Wages	0.00	0.00	898.00	0.00	0.00	-898.00	-1.00
1-5-06140-5115 EHT	146.98	0.00	172.00	158.00	163.00	-14.00	-0.08
1-5-06140-5116 Source Deductions	580.70	0.00	641.00	526.00	542.00	-115.00	-0.18
1-5-06140-5118 WSIB	283.68	0.00	287.00	274.00	282.00	-13.00	-0.05
1-5-06140-5121 OMERS	680.82	0.00	710.00	783.00	806.00	73.00	0.10
1-5-06140-5318 Materials & Supplies	0.00	1,500.00	1,500.00	4,000.00	4,080.00	2,500.00	1.67
1-5-06140-5400 Contracted Services	8,385.10	13,000.00	13,000.00	13,000.00	13,260.00	0.00	0.00
Total Loosetop Maintenance (unpaved)	17,562.21	26,605.00	25,560.00	26,996.00	27,636.00	1,436.00	0.06
Total Gravel roads	17,562.21	26,605.00	25,560.00	26,996.00	27,636.00	1,436.00	0.06
Traffic operations							
Traffic Operations							
1-5-06150-5101 FT Wages	19,148.01	30,265.00	21,194.00	29,756.00	30,649.00	8,562.00	0.40
1-5-06150-5102 PT Wages	243.12	0.00	152.00	181.00	186.00	29.00	0.19
1-5-06150-5103 OT Wages	449.27	0.00	2,349.00	1,735.00	1,787.00	-614.00	-0.26
1-5-06150-5115 EHT	382.01	0.00	426.00	594.00	612.00	168.00	0.39
1-5-06150-5116 Source Deductions	1,486.76	0.00	1,640.00	2,042.00	2,103.00	402.00	0.25
1-5-06150-5118 WSIB	735.32	0.00	722.00	1,019.00	1,050.00	297.00	0.41
1-5-06150-5121 OMERS	1,092.48	0.00	1,216.00	1,872.00	1,928.00	656.00	0.54
1-5-06150-5318 Materials & Supplies	29,787.87	8,000.00	20,000.00	20,000.00	20,400.00	0.00	0.00
1-5-06150-5400 Contracted Services	77,185.68	70,000.00	70,000.00	70,000.00	71,400.00	0.00	0.00

Budget 2026 by Services



For Period Ending 31-Dec-2026

	A	B	(B-A)				
	ACTUAL 2024	BUDGET 2024	BUDGET 2025	PROVISIONAL 2026 BUDGET	PROVISIONAL 2027 BUDGET	VARIANCE	%
OPERATING							
Total Traffic Operations	130,510.52	108,265.00	117,699.00	127,199.00	130,115.00	9,500.00	0.08
Total Traffic operations	130,510.52	108,265.00	117,699.00	127,199.00	130,115.00	9,500.00	0.08
Winter Control							
Winter Control							
1-5-06200-5101 FT Wages	45,357.92	149,705.00	62,411.00	64,564.00	66,501.00	2,153.00	0.03
1-5-06200-5102 PT Wages	1,836.38	0.00	869.00	7,168.00	7,383.00	6,299.00	7.25
1-5-06200-5103 OT Wages	29,012.10	52,200.00	46,113.00	48,022.00	49,463.00	1,909.00	0.04
1-5-06200-5104 FT WINTER CONTROL - REST PERIOD	968.43	0.00	0.00	0.00	0.00	0.00	0.00
1-5-06200-5115 EHT	1,105.84	0.00	1,418.00	1,678.00	1,728.00	260.00	0.18
1-5-06200-5116 Source Deductions	4,124.41	0.00	5,354.00	5,772.00	5,945.00	418.00	0.08
1-5-06200-5118 WSIB	2,130.20	0.00	2,337.00	2,511.00	2,586.00	174.00	0.07
1-5-06200-5121 OMERS	3,487.52	0.00	4,468.00	5,378.00	5,539.00	910.00	0.20
1-5-06200-5318 Materials & Supplies	82,025.23	90,000.00	90,000.00	90,000.00	91,800.00	0.00	0.00
1-5-06200-5400 Contracted Services	381.60	15,000.00	15,000.00	15,000.00	15,300.00	0.00	0.00
Total Winter Control	170,429.63	306,905.00	227,970.00	240,093.00	246,245.00	12,123.00	0.05
Total Winter Control	170,429.63	306,905.00	227,970.00	240,093.00	246,245.00	12,123.00	0.05
Parking							
Parking							
1-5-04410-5317 Equipment repair & maintenance	459.84	2,500.00	2,500.00	4,000.00	4,080.00	1,500.00	0.60
1-5-04410-5318 Materials & Supplies	4,011.38	3,500.00	4,000.00	4,000.00	4,080.00	0.00	0.00
1-5-04410-5320 Software services - SaaS	748.12	1,500.00	1,500.00	1,500.00	1,530.00	0.00	0.00
1-5-04410-5400 Contracted Services	45,341.57	52,000.00	52,100.00	52,100.00	53,142.00	0.00	0.00
1-5-04410-5404 Other Professional Services	6,605.55	7,000.00	7,000.00	20,000.00	20,400.00	13,000.00	1.86
1-5-04410-5503 Bank service charges	2,314.84	2,000.00	2,000.00	2,000.00	2,040.00	0.00	0.00
1-5-04410-5903 Transfer to Reserve funds	108,008.64	0.00	0.00	0.00	0.00	0.00	0.00
Total Parking	167,489.94	68,500.00	69,100.00	83,600.00	85,272.00	14,500.00	0.21
Total Parking	167,489.94	68,500.00	69,100.00	83,600.00	85,272.00	14,500.00	0.21
Steet Lighting							
Street Lighting							
1-5-06500-5318 Materials & Supplies	402.98	1,000.00	1,000.00	1,000.00	1,020.00	0.00	0.00
1-5-06500-5331 Hydro	59,381.47	78,185.00	79,046.00	72,886.00	74,344.00	-6,160.00	-0.08
1-5-06500-5400 Contracted Services	60,503.96	80,000.00	80,000.00	90,000.00	91,800.00	10,000.00	0.13
1-5-06500-5800 Principal on long term debt	65,679.40	65,680.00	67,423.00	69,217.00	35,295.00	1,794.00	0.03
1-5-06500-5850 Interest on long term debt	4,731.57	5,840.00	4,097.00	2,305.00	463.00	-1,792.00	-0.44
Total Street Lighting	190,699.38	230,705.00	231,566.00	235,408.00	202,922.00	3,842.00	0.02
Total Steet Lighting	190,699.38	230,705.00	231,566.00	235,408.00	202,922.00	3,842.00	0.02

Budget 2026 by Services



For Period Ending 31-Dec-2026

			A	B	(B-A)		
	ACTUAL 2024	BUDGET 2024	BUDGET 2025	PROVISIONAL 2026 BUDGET	PROVISIONAL 2027 BUDGET	VARIANCE	%
OPERATING							
Total Transportation services	2,151,027.20	1,908,900.00	2,007,616.00	2,266,979.00	2,330,859.00	259,363.00	0.13
Environmental services							
Waste collection revenues							
Waste Collection							
1-4-06600-4057 BAG TAGS	-237,850.00	-246,600.00	-246,600.00	-236,500.00	-240,000.00	10,100.00	-0.04
Total Waste Collection	-237,850.00	-246,600.00	-246,600.00	-236,500.00	-240,000.00	10,100.00	-0.04
Special Collection							
1-4-06620-4098 DUMP DAY RECOVERABLE	-1,970.00	-2,000.00	-2,000.00	0.00	0.00	2,000.00	-1.00
Total Special Collection	-1,970.00	-2,000.00	-2,000.00	0.00	0.00	2,000.00	-1.00
Total Waste collection revenues	-239,820.00	-248,600.00	-248,600.00	-236,500.00	-240,000.00	12,100.00	-0.05
Recycling revenues							
Recycling							
1-4-06700-4058 RECYCLE/GARBAGE	-2,557.08	0.00	0.00	0.00	0.00	0.00	0.00
1-4-06700-4089 RECYCLING BLUE BOX GRANTS	-59,008.36	-50,700.00	-14,752.00	0.00	0.00	14,752.00	-1.00
Total Recycling	-61,565.44	-50,700.00	-14,752.00	0.00	0.00	14,752.00	-1.00
Total Recycling revenues	-61,565.44	-50,700.00	-14,752.00	0.00	0.00	14,752.00	-1.00
Wastewater revenues							
SANITARY SEWER							
1-4-08100-4081 Interest income	-392,061.73	-140,525.00	-140,525.00	-140,525.00	-160,525.00	0.00	0.00
1-4-08100-4098 WORK RECOVERABLE REVENUE	-4,341.51	-760.00	-760.00	-760.00	-760.00	0.00	0.00
Total SANITARY SEWER	-396,403.24	-141,285.00	-141,285.00	-141,285.00	-161,285.00	0.00	0.00
User Fees - Sanitary Sewer							
1-4-08140-4034 Student Grant	0.00	-3,245.00	-3,245.00	-3,245.00	-3,245.00	0.00	0.00
1-4-08140-4119 Wastewater Consumption Fees	-921,406.11	-978,310.00	-1,104,998.00	-1,176,987.00	-1,447,694.00	-71,989.00	0.07
1-4-08140-4910 Manual Meter Reads	0.00	-8,750.00	-8,750.00	-8,750.00	-9,750.00	0.00	0.00
1-4-08140-4916 RURAL SEWER FEE	-4,896.32	0.00	0.00	0.00	0.00	0.00	0.00
1-4-08140-4935 CONNECTION FEES	-2,050.00	0.00	0.00	0.00	0.00	0.00	0.00
1-4-08140-4936 Occupancy Charge	0.00	-600.00	-600.00	-600.00	-600.00	0.00	0.00
1-4-08140-4980 Wastewater Penalty	-43,066.17	-17,440.00	-17,440.00	-17,440.00	-17,440.00	0.00	0.00
1-4-08140-4982 Capital Replacement	-1,617,814.09	-1,426,010.00	-1,472,265.00	-2,349,800.00	-2,349,800.00	-877,535.00	0.60
Total User Fees - Sanitary Sewer	-2,589,232.69	-2,434,355.00	-2,607,298.00	-3,556,822.00	-3,828,529.00	-949,524.00	0.36
Total Wastewater revenues	-2,985,635.93	-2,575,640.00	-2,748,583.00	-3,698,107.00	-3,989,814.00	-949,524.00	0.35
Water revenues							
Water Works							

Budget 2026 by Services



For Period Ending 31-Dec-2026

		A		B		(B-A)		
		ACTUAL 2024	BUDGET 2024	BUDGET 2025	PROVISIONAL 2026 BUDGET	PROVISIONAL 2027 BUDGET	VARIANCE	%
OPERATING								
1-4-08300-4000	MISCELLANEOUS REVENUE	-6,501.60	-4,000.00	-4,000.00	-4,000.00	-4,080.00	0.00	0.00
1-4-08300-4081	Interest income	-176,602.97	-45,005.00	-45,005.00	-48,314.00	-83,129.00	-3,309.00	0.07
1-4-08300-4098	WORK RECOVERABLE REVENUE	-14,362.45	0.00	0.00	0.00	0.00	0.00	0.00
1-4-08300-4102	HYDRANT CHARGES	-40,070.00	-40,070.00	-40,070.00	-40,070.00	-40,871.00	0.00	0.00
1-4-08300-4936	OCCUPANCY CHARGE	-5,100.00	-600.00	-600.00	-600.00	-612.00	0.00	0.00
Total Water Works		-242,637.02	-89,675.00	-89,675.00	-92,984.00	-128,692.00	-3,309.00	0.04
Water Storage Tower								
1-4-08302-4047	Rental income	-4,403.89	-4,275.00	-4,275.00	-4,275.00	-4,361.00	0.00	0.00
Total Water Storage Tower		-4,403.89	-4,275.00	-4,275.00	-4,275.00	-4,361.00	0.00	0.00
Water Service Lateral								
1-4-08303-4098	SPRINKLER FEES	-30,995.60	-32,545.00	-32,545.00	-32,545.00	-33,196.00	0.00	0.00
Total Water Service Lateral		-30,995.60	-32,545.00	-32,545.00	-32,545.00	-33,196.00	0.00	0.00
User Fees - Water								
1-4-08340-4034	Student Grant	0.00	-3,245.00	-3,245.00	-3,245.00	-3,245.00	0.00	0.00
1-4-08340-4134	Water Consumption Fees	-956,974.14	-1,026,355.00	-1,161,880.00	-926,300.00	-926,300.00	235,580.00	-0.20
1-4-08340-4910	Manual Meter Reads	0.00	-8,750.00	-8,750.00	-8,750.00	-8,750.00	0.00	0.00
1-4-08340-4931	RURAL WATER FEES	-7,109.28	0.00	0.00	0.00	0.00	0.00	0.00
1-4-08340-4934	RURAL WATER METERED RATE	-6,891.92	0.00	0.00	0.00	0.00	0.00	0.00
1-4-08340-4935	CONNECTION FEES	-750.00	0.00	0.00	0.00	0.00	0.00	0.00
1-4-08340-4980	Water Penalty	0.00	-17,440.00	-17,440.00	-17,440.00	-17,700.00	0.00	0.00
1-4-08340-4982	Capital Replacement	-2,349,840.44	-2,070,515.00	-2,072,445.00	-1,620,000.00	-1,620,000.00	452,445.00	-0.22
Total User Fees - Water		-3,321,565.78	-3,126,305.00	-3,263,760.00	-2,575,735.00	-2,575,995.00	688,025.00	-0.21
Total Water revenues		-3,599,602.29	-3,252,800.00	-3,390,255.00	-2,705,539.00	-2,742,244.00	684,716.00	-0.20
Waste collection								
Town Receptacle Collection								
1-5-06600-5101	FT Wages	17,776.55	42,825.00	18,775.00	22,058.00	22,720.00	3,283.00	0.17
1-5-06600-5102	PT Wages	11,957.64	0.00	12,587.00	27,932.00	28,770.00	15,345.00	1.22
1-5-06600-5103	OT Wages	2,229.97	3,000.00	4,601.00	5,447.00	5,610.00	846.00	0.18
1-5-06600-5115	EHT	602.99	0.00	652.00	824.00	849.00	172.00	0.26
1-5-06600-5116	Source Deductions	2,304.68	0.00	2,497.00	2,725.00	2,807.00	228.00	0.09
1-5-06600-5118	WSIB	1,161.55	0.00	1,087.00	1,388.00	1,430.00	301.00	0.28
1-5-06600-5121	OMERS	2,005.74	0.00	1,743.00	2,652.00	2,732.00	909.00	0.52
1-5-06600-5318	Materials & Supplies	12,603.10	11,000.00	11,330.00	13,000.00	13,260.00	1,670.00	0.15
1-5-06600-5400	Contracted Services	21,114.85	19,000.00	19,570.00	24,000.00	24,480.00	4,430.00	0.23
Total Town Receptacle Collection		71,757.07	75,825.00	72,842.00	100,026.00	102,658.00	27,184.00	0.37
Curbside Waste Pick Up								
1-5-06610-5400	Contracted Services	225,569.44	220,000.00	220,000.00	220,000.00	224,400.00	0.00	0.00

Budget 2026 by Services



For Period Ending 31-Dec-2026

			A	B	(B-A)		
	ACTUAL 2024	BUDGET 2024	BUDGET 2025	PROVISIONAL 2026 BUDGET	PROVISIONAL 2027 BUDGET	VARIANCE	%
OPERATING							
Total Curbside Waste Pick Up	225,569.44	220,000.00	220,000.00	220,000.00	224,400.00	0.00	0.00
Spring / Fall Clean Up							
1-5-06620-5101 FT Wages	28,426.26	50,720.00	37,960.00	37,720.00	38,852.00	-240.00	-0.01
1-5-06620-5102 PT Wages	3,375.11	0.00	2,232.00	2,509.00	2,584.00	277.00	0.12
1-5-06620-5103 OT Wages	0.00	0.00	1,454.00	906.00	933.00	-548.00	-0.38
1-5-06620-5115 EHT	623.35	0.00	793.00	782.00	805.00	-11.00	-0.01
1-5-06620-5116 Source Deductions	2,398.08	0.00	2,819.00	2,518.00	2,594.00	-301.00	-0.11
1-5-06620-5118 WSIB	1,205.29	0.00	1,305.00	1,317.00	1,357.00	12.00	0.01
1-5-06620-5121 OMERS	2,038.79	0.00	2,737.00	2,992.00	3,082.00	255.00	0.09
1-5-06620-5400 Contracted Services	9,471.46	9,000.00	9,000.00	9,000.00	9,180.00	0.00	0.00
Total Spring / Fall Clean Up	47,538.34	59,720.00	58,300.00	57,744.00	59,387.00	-556.00	-0.01
Total Waste collection	344,864.85	355,545.00	351,142.00	377,770.00	386,445.00	26,628.00	0.08
Recycling							
Recycling							
1-5-06700-5301 Ads,Publications & Subscriptions	4,443.10	8,000.00	8,000.00	8,000.00	8,160.00	0.00	0.00
1-5-06700-5318 Materials & Supplies	0.00	1,000.00	1,000.00	1,000.00	1,020.00	0.00	0.00
1-5-06700-5400 Contracted Services	101,394.63	95,000.00	68,750.00	30,000.00	30,600.00	-38,750.00	-0.56
Total Recycling	105,837.73	104,000.00	77,750.00	39,000.00	39,780.00	-38,750.00	-0.50
Hazardous Waste							
1-5-06720-5400 Contracted Services	0.00	7,000.00	7,000.00	7,000.00	7,140.00	0.00	0.00
Total Hazardous Waste	0.00	7,000.00	7,000.00	7,000.00	7,140.00	0.00	0.00
Total Recycling	105,837.73	111,000.00	84,750.00	46,000.00	46,920.00	-38,750.00	-0.46
Storm Water							
Storm Water							
1-5-06900-5101 FT Wages	0.00	0.00	45,692.00	128,866.00	132,732.00	83,174.00	1.82
1-5-06900-5115 EHT	0.00	0.00	897.00	2,531.00	2,607.00	1,634.00	1.82
1-5-06900-5116 Source Deductions	0.00	0.00	3,162.00	8,891.00	9,158.00	5,729.00	1.81
1-5-06900-5118 WSIB	0.00	0.00	1,495.00	4,219.00	4,346.00	2,724.00	1.82
1-5-06900-5119 Manulife	0.00	0.00	4,381.00	18,545.00	19,101.00	14,164.00	3.23
1-5-06900-5121 OMERS	0.00	0.00	4,517.00	12,562.00	12,939.00	8,045.00	1.78
1-5-06900-5318 Materials & Supplies	0.00	0.00	0.00	4,000.00	4,080.00	4,000.00	0.00
1-5-06900-5400 Contracted Services	3,562.87	0.00	0.00	10,000.00	10,200.00	10,000.00	0.00
Total Storm Water	3,562.87	0.00	60,144.00	189,614.00	195,163.00	129,470.00	2.15
Total Storm Water	3,562.87	0.00	60,144.00	189,614.00	195,163.00	129,470.00	2.15
Wastewater collection & treatm							
Wastewater Treatment Non Union Wages							


Budget 2026 by Services



For Period Ending 31-Dec-2026

	A	B	(B-A)				
	ACTUAL 2024	BUDGET 2024	BUDGET 2025	PROVISIONAL 2026 BUDGET	PROVISIONAL 2027 BUDGET	VARIANCE	%
OPERATING							
1-5-08100-5101 FT Wages	92,003.23	96,545.00	95,463.00	103,711.00	106,822.00	8,248.00	0.09
1-5-08100-5103 OT Wages	1,950.66	0.00	0.00	0.00	0.00	0.00	0.00
1-5-08100-5114 Retiree Benefits	1,805.17	0.00	1,974.00	1,918.00	1,976.00	-56.00	-0.03
1-5-08100-5115 EHT	1,836.25	1,895.00	1,874.00	2,037.00	2,098.00	163.00	0.09
1-5-08100-5116 Source Deductions	5,559.80	4,650.00	5,917.00	6,359.00	6,550.00	442.00	0.07
1-5-08100-5117 Other Benefits	13.25	0.00	450.00	0.00	0.00	-450.00	-1.00
1-5-08100-5118 WSIB	3,493.00	2,820.00	3,031.00	3,349.00	3,449.00	318.00	0.10
1-5-08100-5119 Manulife	9,999.57	9,020.00	9,095.00	12,667.00	13,047.00	3,572.00	0.39
1-5-08100-5121 OMERS	8,179.23	10,475.00	9,871.00	10,782.00	11,105.00	911.00	0.09
1-5-08100-5123 Employee Programs	160.04	0.00	0.00	0.00	0.00	0.00	0.00
1-5-08100-5318 Materials & Supplies	677.23	0.00	0.00	0.00	0.00	0.00	0.00
1-5-08100-5402 Legal Services	0.00	0.00	0.00	2,000.00	2,040.00	2,000.00	0.00
1-5-08100-5503 Bank service charges	31.04	0.00	0.00	0.00	0.00	0.00	0.00
1-5-08100-5505 Bad Debt Expense	28,795.32	0.00	0.00	0.00	0.00	0.00	0.00
Total Wastewater Treatment Non Union W	154,503.79	125,405.00	127,675.00	142,823.00	147,087.00	15,148.00	0.12
Sanitary Sewer Pumping Stations							
1-5-08101-5501 Property rents & taxes	514.95	0.00	0.00	1,000.00	1,020.00	1,000.00	0.00
Total Sanitary Sewer Pumping Stations	514.95	0.00	0.00	1,000.00	1,020.00	1,000.00	0.00
Lagoon							
1-5-08102-5326 Treatment Chemicals	62,900.53	0.00	0.00	70,000.00	71,400.00	70,000.00	0.00
1-5-08102-5404 Other Professional services	9,390.23	0.00	0.00	0.00	0.00	0.00	0.00
Total Lagoon	72,290.76	0.00	0.00	70,000.00	71,400.00	70,000.00	0.00
Sewer Service Lateral							
1-5-08104-5318 Materials & Supplies	4,124.85	0.00	0.00	0.00	0.00	0.00	0.00
1-5-08104-5319 Small equipment purchases	0.00	0.00	0.00	500.00	510.00	500.00	0.00
1-5-08104-5400 Contracted Services	0.00	0.00	0.00	20,000.00	20,400.00	20,000.00	0.00
Total Sewer Service Lateral	4,124.85	0.00	0.00	20,500.00	20,910.00	20,500.00	0.00
Wastewater Treatment Union Wages							
1-5-08110-5101 FT Wages	89,048.43	100,090.00	104,916.00	116,377.00	119,868.00	11,461.00	0.11
1-5-08110-5102 PT Wages	1,432.00	1,625.00	1,610.00	2,411.00	2,483.00	801.00	0.50
1-5-08110-5103 OT Wages	14,730.00	12,575.00	15,000.00	15,297.00	15,756.00	297.00	0.02
1-5-08110-5105 Standay Wages	9,135.39	9,070.00	9,067.00	9,068.00	9,340.00	1.00	0.00
1-5-08110-5115 EHT	2,205.75	2,455.00	2,560.00	2,830.00	2,915.00	270.00	0.11
1-5-08110-5116 Source Deductions	7,053.30	6,695.00	8,578.00	9,165.00	9,440.00	587.00	0.07
1-5-08110-5117 Other Benefits	197.48	450.00	450.00	0.00	0.00	-450.00	-1.00
1-5-08110-5118 WSIB	4,372.14	4,165.00	4,267.00	4,717.00	4,859.00	450.00	0.11
1-5-08110-5119 Manulife	8,630.27	8,715.00	12,572.00	13,363.00	13,764.00	791.00	0.06
1-5-08110-5121 OMERS	9,988.64	10,875.00	10,574.00	12,147.00	12,511.00	1,573.00	0.15
Total Wastewater Treatment Union Wages	146,793.40	156,715.00	169,594.00	185,375.00	190,936.00	15,781.00	0.09

Budget 2026 by Services



For Period Ending 31-Dec-2026

		A	B	(B-A)				
	ACTUAL 2024	BUDGET 2024	BUDGET 2025	PROVISIONAL 2026 BUDGET	PROVISIONAL 2027 BUDGET	VARIANCE	%	
OPERATING								
HR Management								
1-5-08120-5112	Uniforms/Clothing	3,550.28	3,200.00	3,500.00	4,500.00	4,635.00	1,000.00	0.29
1-5-08120-5302	Memberships	187.38	500.00	500.00	500.00	510.00	0.00	0.00
1-5-08120-5303	Training of Staff	10,199.08	5,600.00	7,500.00	12,000.00	12,240.00	4,500.00	0.60
Total HR Management		13,936.74	9,300.00	11,500.00	17,000.00	17,385.00	5,500.00	0.48
Office Expenses								
1-5-08130-5301	Ads,Publications & Subscriptions	67.93	400.00	400.00	500.00	510.00	100.00	0.25
1-5-08130-5306	Postage / Courier	4,604.82	5,000.00	5,000.00	5,000.00	5,100.00	0.00	0.00
1-5-08130-5310	Computers Purchases	2,665.47	2,000.00	2,000.00	2,000.00	2,040.00	0.00	0.00
1-5-08130-5318	Materials & Supplies	842.58	500.00	500.00	750.00	765.00	250.00	0.50
1-5-08130-5327	Cellular services	1,549.25	1,930.00	1,930.00	1,930.00	1,969.00	0.00	0.00
1-5-08130-5330	Internet	0.00	0.00	2,100.00	2,100.00	2,142.00	0.00	0.00
1-5-08130-5400	Contracted Services	43,380.98	13,500.00	13,500.00	13,500.00	13,770.00	0.00	0.00
1-5-08130-5401	Audit Services	2,000.00	2,000.00	2,000.00	2,000.00	2,040.00	0.00	0.00
1-5-08130-5405	Insurance	46,121.84	47,033.00	51,765.00	43,074.00	43,935.00	-8,691.00	-0.17
1-5-08130-5409	IT Services	807.21	2,285.00	8,285.00	8,285.00	8,451.00	0.00	0.00
Total Office Expenses		102,040.08	74,648.00	87,480.00	79,139.00	80,722.00	-8,341.00	-0.10
Facility Maintenance								
1-5-08140-2530	Diesel Fuel	1,521.26	2,000.00	2,000.00	0.00	0.00	-2,000.00	-1.00
1-5-08140-5317	Equipment repair & maintenance	748.51	500.00	500.00	0.00	0.00	-500.00	-1.00
1-5-08140-5318	Materials & Supplies	678.42	300.00	500.00	0.00	0.00	-500.00	-1.00
1-5-08140-5325	Lab Analysis	7,819.32	10,600.00	10,600.00	0.00	0.00	-10,600.00	-1.00
1-5-08140-5326	Treatment Chemicals	74,655.88	94,100.00	94,100.00	0.00	0.00	-94,100.00	-1.00
1-5-08140-5330	Internet	2,403.97	7,800.00	9,500.00	9,500.00	9,690.00	0.00	0.00
1-5-08140-5331	Hydro	48,609.76	60,630.00	59,211.00	53,794.00	54,870.00	-5,417.00	-0.09
1-5-08140-5332	Nature Gas	0.00	0.00	3,500.00	0.00	0.00	-3,500.00	-1.00
1-5-08140-5333	Water / Wastewater	1,414.57	1,320.00	1,320.00	1,320.00	1,346.00	0.00	0.00
1-5-08140-5400	Contracted Services	2,683.69	5,500.00	15,550.00	5,000.00	5,000.00	-10,550.00	-0.68
1-5-08140-5501	Property rents & taxes	31,317.08	22,000.00	31,241.00	31,241.00	31,866.00	0.00	0.00
Total Facility Maintenance		171,852.46	204,750.00	228,022.00	100,855.00	102,772.00	-127,167.00	-0.56
Wastewater long term debt								
1-5-08190-5800	Principal on long term debt	29,784.86	29,553.00	30,570.00	112,435.00	200,025.00	81,865.00	2.68
1-5-08190-5850	Interest on long term debt	15,850.85	16,702.00	15,685.00	187,794.00	354,178.00	172,109.00	10.97
Total Wastewater long term debt		45,635.71	46,255.00	46,255.00	300,229.00	554,203.00	253,974.00	5.49
Wastewater transfers to reserve fund								
1-5-08195-5903	Transfer to Reserve funds	1,868,703.88	1,566,010.00	1,597,330.00	2,160,250.00	2,176,983.00	562,920.00	0.35
Total Wastewater transfers to reserve		1,868,703.88	1,566,010.00	1,597,330.00	2,160,250.00	2,176,983.00	562,920.00	0.35
Wastewater Collection Non Union Wages								
1-5-08200-5101	FT Wages	89,936.87	96,545.00	95,463.00	103,711.00	106,822.00	8,248.00	0.09

Budget 2026 by Services




For Period Ending 31-Dec-2026

	A	B	(B-A)				
	ACTUAL 2024	BUDGET 2024	BUDGET 2025	PROVISIONAL 2026 BUDGET	PROVISIONAL 2027 BUDGET	VARIANCE	%
OPERATING							
1-5-08200-5103 OT Wages	1,950.66	0.00	0.00	0.00	0.00	0.00	0.00
1-5-08200-5114 Retiree Benefits	1,805.17	0.00	1,974.00	1,918.00	1,976.00	-56.00	-0.03
1-5-08200-5115 EHT	1,806.01	1,895.00	1,874.00	2,037.00	2,098.00	163.00	0.09
1-5-08200-5116 Source Deductions	5,873.77	4,650.00	5,917.00	6,359.00	6,550.00	442.00	0.07
1-5-08200-5117 Other Benefits	13.25	0.00	450.00	450.00	464.00	0.00	0.00
1-5-08200-5118 WSIB	3,434.53	2,820.00	3,031.00	3,349.00	3,449.00	318.00	0.10
1-5-08200-5119 Manulife	9,963.25	9,020.00	9,095.00	12,667.00	13,047.00	3,572.00	0.39
1-5-08200-5121 OMERS	8,122.63	10,475.00	9,871.00	10,782.00	11,105.00	911.00	0.09
Total Wastewater Collection Non Union	122,906.14	125,405.00	127,675.00	141,273.00	145,511.00	13,598.00	0.11
Wastewater Collection Union Wages							
1-5-08210-5101 FT Wages	90,371.77	100,090.00	104,916.00	116,377.00	119,868.00	11,461.00	0.11
1-5-08210-5102 PT Wages	1,432.00	1,625.00	1,610.00	2,411.00	2,483.00	801.00	0.50
1-5-08210-5103 OT Wages	14,730.00	12,575.00	15,000.00	15,297.00	15,756.00	297.00	0.02
1-5-08210-5105 Standay Wages	9,135.39	9,070.00	9,067.00	9,068.00	9,340.00	1.00	0.00
1-5-08210-5115 EHT	2,205.60	2,455.00	2,560.00	2,830.00	2,915.00	270.00	0.11
1-5-08210-5116 Source Deductions	8,003.92	6,695.00	8,578.00	9,165.00	9,440.00	587.00	0.07
1-5-08210-5117 Other Benefits	623.76	450.00	450.00	450.00	464.00	0.00	0.00
1-5-08210-5118 WSIB	4,372.46	4,165.00	4,267.00	4,717.00	4,859.00	450.00	0.11
1-5-08210-5119 Manulife	8,630.27	8,715.00	12,572.00	13,363.00	13,764.00	791.00	0.06
1-5-08210-5121 OMERS	9,992.00	10,875.00	10,574.00	12,147.00	12,511.00	1,573.00	0.15
Total Wastewater Collection Union Wage	149,497.17	156,715.00	169,594.00	185,825.00	191,400.00	16,231.00	0.10
Distributed Wages							
1-5-08215-5101 FT Wages	7,938.76	3,555.00	12,000.00	0.00	0.00	-12,000.00	-1.00
1-5-08215-5103 OT Wages	229.78	0.00	0.00	0.00	0.00	0.00	0.00
1-5-08215-5115 EHT	155.76	70.00	70.00	0.00	0.00	-70.00	-1.00
1-5-08215-5116 Source Deductions	616.49	275.00	275.00	0.00	0.00	-275.00	-1.00
1-5-08215-5118 WSIB	301.96	110.00	110.00	0.00	0.00	-110.00	-1.00
1-5-08215-5121 OMERS	702.05	330.00	330.00	0.00	0.00	-330.00	-1.00
Total Distributed Wages	9,944.80	4,340.00	12,785.00	0.00	0.00	-12,785.00	-1.00
Facility Maintenance							
1-5-08240-2530 Diesel Fuel	177.43	850.00	850.00	2,200.00	2,244.00	1,350.00	1.59
1-5-08240-5330 Internet	7,323.11	9,800.00	9,800.00	10,000.00	10,200.00	200.00	0.02
1-5-08240-5331 Hydro	4,706.11	5,335.00	4,990.00	5,202.00	5,306.00	212.00	0.04
1-5-08240-5333 Water / Wastewater	0.00	5,500.00	5,500.00	5,500.00	5,610.00	0.00	0.00
Total Facility Maintenance	12,206.65	21,485.00	21,140.00	22,902.00	23,360.00	1,762.00	0.08
Wastewater Service Laterals							
1-5-08245-5318 Materials & Supplies	2,070.71	2,500.00	2,500.00	2,500.00	2,550.00	0.00	0.00
1-5-08245-5319 Small equipment purchases	50.75	500.00	500.00	500.00	510.00	0.00	0.00
1-5-08245-5400 Contracted Services	2,747.52	3,000.00	3,000.00	4,000.00	4,080.00	1,000.00	0.33

Budget 2026 by Services

For Period Ending 31-Dec-2026



	A		B		(B-A)		
	ACTUAL 2024	BUDGET 2024	BUDGET 2025	PROVISIONAL 2026 BUDGET	PROVISIONAL 2027 BUDGET	VARIANCE	%
OPERATING							
Total Water Storage Tower	6,089.99	0.00	0.00	0.00	0.00	0.00	0.00
Water Hydrants							
1-5-08305-5101 FT Wages	52.66	0.00	0.00	0.00	0.00	0.00	0.00
Total Water Hydrants	52.66	0.00	0.00	0.00	0.00	0.00	0.00
Water Treatment Union Wages							
1-5-08310-5101 FT Wages	90,371.77	100,090.00	104,916.00	116,377.00	119,868.00	11,461.00	0.11
1-5-08310-5102 PT Wages	1,432.00	1,625.00	1,610.00	2,411.00	2,483.00	801.00	0.50
1-5-08310-5103 OT Wages	14,730.00	12,575.00	15,000.00	15,297.00	15,756.00	297.00	0.02
1-5-08310-5105 Standay Wages	16,545.39	9,070.00	9,067.00	9,068.00	9,340.00	1.00	0.00
1-5-08310-5115 EHT	2,350.65	2,455.00	2,560.00	2,830.00	2,915.00	270.00	0.11
1-5-08310-5116 Source Deductions	8,589.39	6,695.00	8,578.00	9,165.00	9,440.00	587.00	0.07
1-5-08310-5117 Other Benefits	518.44	450.00	450.00	450.00	464.00	0.00	0.00
1-5-08310-5118 WSIB	4,653.68	4,165.00	4,267.00	4,717.00	4,859.00	450.00	0.11
1-5-08310-5119 Manulife	8,630.27	8,715.00	12,572.00	13,363.00	13,764.00	791.00	0.06
1-5-08310-5121 OMERS	10,819.80	10,875.00	10,574.00	12,147.00	12,511.00	1,573.00	0.15
Total Water Treatment Union Wages	158,641.39	156,715.00	169,594.00	185,825.00	191,400.00	16,231.00	0.10
HR Management							
1-5-08320-5112 Uniforms/Clothing	3,587.26	3,200.00	3,500.00	4,500.00	4,635.00	1,000.00	0.29
1-5-08320-5302 Memberships	765.58	1,000.00	10,000.00	10,000.00	10,200.00	0.00	0.00
1-5-08320-5303 Training	11,914.75	9,000.00	600.00	12,000.00	12,240.00	11,400.00	19.00
1-5-08320-5304 Conferences	331.99	600.00	2,500.00	2,500.00	2,550.00	0.00	0.00
Total HR Management	16,599.58	13,800.00	16,600.00	29,000.00	29,625.00	12,400.00	0.75
Office Expenses							
1-5-08330-5301 Ads,Publications & Subscriptions	144.25	180.00	180.00	500.00	510.00	320.00	1.78
1-5-08330-5306 Postage / Courier	4,738.41	5,000.00	5,000.00	5,000.00	5,100.00	0.00	0.00
1-5-08330-5310 Computers Purchases	2,789.73	2,000.00	2,000.00	2,000.00	2,040.00	0.00	0.00
1-5-08330-5318 Materials & Supplies	1,675.29	2,600.00	2,600.00	2,600.00	2,652.00	0.00	0.00
1-5-08330-5327 Cellular services	3,719.63	3,150.00	3,150.00	3,150.00	3,213.00	0.00	0.00
1-5-08330-5330 Internet	1,143.02	1,340.00	1,340.00	1,340.00	1,367.00	0.00	0.00
1-5-08330-5335 Telephony services	7,667.31	400.00	400.00	6,000.00	6,120.00	5,600.00	14.00
1-5-08330-5400 Contracted Services	16,596.24	22,500.00	22,500.00	22,500.00	22,950.00	0.00	0.00
1-5-08330-5401 Audit Services	4,831.68	3,000.00	3,000.00	7,000.00	7,140.00	4,000.00	1.33
1-5-08330-5404 Source Water Protection	4,930.27	1,000.00	5,000.00	5,000.00	5,100.00	0.00	0.00
1-5-08330-5405 Insurance	38,432.81	47,035.00	51,765.00	43,074.00	43,935.00	-8,691.00	-0.17
1-5-08330-5409 IT Services	3,551.29	1,400.00	12,000.00	12,000.00	12,240.00	0.00	0.00
1-5-08330-5502 Lease payments	1,210.40	900.00	900.00	900.00	918.00	0.00	0.00
Total Office Expenses	91,430.33	90,505.00	109,835.00	111,064.00	113,285.00	1,229.00	0.01
Facility Maintenance							
1-5-08340-2530 Diesel Fuel	696.50	3,000.00	3,000.00	3,000.00	3,060.00	0.00	0.00

Budget 2026 by Services



For Period Ending 31-Dec-2026

				A	B	(B-A)		
		ACTUAL 2024	BUDGET 2024	BUDGET 2025	PROVISIONAL 2026 BUDGET	PROVISIONAL 2027 BUDGET	VARIANCE	%
OPERATING								
1-5-08340-5324	Building repair & maintenance	11,308.25	2,700.00	2,700.00	4,000.00	4,080.00	1,300.00	0.48
1-5-08340-5325	Lab Analysis	28,435.67	35,000.00	35,000.00	35,000.00	35,700.00	0.00	0.00
1-5-08340-5326	Treatment Chemicals	28,692.61	31,010.00	31,630.00	32,000.00	32,640.00	370.00	0.01
1-5-08340-5330	Internet	550.00	7,800.00	9,500.00	9,500.00	9,690.00	0.00	0.00
1-5-08340-5331	Hydro	79,865.74	85,365.00	87,049.00	83,090.00	84,752.00	-3,959.00	-0.05
1-5-08340-5332	Natural Gas	7,077.80	17,500.00	14,356.00	13,354.00	13,621.00	-1,002.00	-0.07
1-5-08340-5400	Contracted Services	109.39	0.00	0.00	0.00	0.00	0.00	0.00
1-5-08340-5411	Electrical contracted services	3,157.10	6,000.00	6,000.00	6,000.00	6,120.00	0.00	0.00
1-5-08340-5501	Property rents & taxes	31,920.12	30,575.00	30,575.00	30,575.00	31,187.00	0.00	0.00
Total Facility Maintenance		191,813.18	218,950.00	219,810.00	216,519.00	220,850.00	-3,291.00	-0.01
Water long term debt								
1-5-08390-5800	Principal on long term debt	44,830.19	44,598.00	46,049.00	47,539.00	49,062.00	1,490.00	0.03
1-5-08390-5850	Interest on long term debt	29,948.41	31,052.00	29,601.00	28,110.00	26,567.00	-1,491.00	-0.05
Total Water long term debt		74,778.60	75,650.00	75,650.00	75,649.00	75,629.00	-1.00	0.00
Water transfers to reserve fund								
1-5-08395-5903	Transfer to Reserve funds	2,472,082.52	2,110,515.00	2,152,725.00	1,619,694.00	1,620,366.00	-533,031.00	-0.25
Total Water transfers to reserve fund		2,472,082.52	2,110,515.00	2,152,725.00	1,619,694.00	1,620,366.00	-533,031.00	-0.25
Water Distribution Non Union Wages								
1-5-08400-5101	FT Wages	89,929.14	96,545.00	95,463.00	103,711.00	106,822.00	8,248.00	0.09
1-5-08400-5103	OT Wages	1,936.86	0.00	0.00	0.00	0.00	0.00	0.00
1-5-08400-5114	Retiree Benefits	1,805.17	0.00	1,974.00	1,918.00	1,976.00	-56.00	-0.03
1-5-08400-5115	EHT	1,805.85	1,895.00	1,874.00	2,037.00	2,098.00	163.00	0.09
1-5-08400-5116	Source Deductions	5,873.18	4,650.00	5,917.00	6,359.00	6,550.00	442.00	0.07
1-5-08400-5117	Other Benefits	13.25	450.00	450.00	450.00	464.00	0.00	0.00
1-5-08400-5118	WSIB	3,434.27	2,820.00	3,031.00	3,349.00	3,449.00	318.00	0.10
1-5-08400-5119	Manulife	9,963.25	9,020.00	9,095.00	12,667.00	13,047.00	3,572.00	0.39
1-5-08400-5121	OMERS	8,122.10	10,475.00	9,871.00	10,782.00	11,105.00	911.00	0.09
Total Water Distribution Non Union Wag		122,883.07	125,855.00	127,675.00	141,273.00	145,511.00	13,598.00	0.11
Water Distribution Union Wages								
1-5-08410-5101	FT Wages	90,370.16	100,090.00	104,916.00	116,377.00	119,868.00	11,461.00	0.11
1-5-08410-5102	PT wages	1,431.99	1,625.00	1,610.00	2,411.00	2,483.00	801.00	0.50
1-5-08410-5103	OT wages	14,933.56	12,575.00	15,000.00	15,297.00	15,756.00	297.00	0.02
1-5-08410-5105	Standby Wages	9,135.39	9,070.00	9,068.00	9,068.00	9,340.00	0.00	0.00
1-5-08410-5115	EHT	2,209.57	2,455.00	2,560.00	2,830.00	2,915.00	270.00	0.11
1-5-08410-5116	Source Deductions	8,020.05	6,695.00	8,578.00	9,165.00	9,440.00	587.00	0.07
1-5-08410-5117	Other Benefits	200.97	450.00	450.00	450.00	464.00	0.00	0.00
1-5-08410-5118	WSIB	4,380.18	4,165.00	4,267.00	4,717.00	4,859.00	450.00	0.11
1-5-08410-5119	Manulife	8,630.27	8,715.00	12,572.00	13,363.00	13,764.00	791.00	0.06
1-5-08410-5121	OMERS	9,991.90	10,875.00	10,574.00	12,147.00	12,511.00	1,573.00	0.15

Budget 2026 by Services



For Period Ending 31-Dec-2026

	A	B	(B-A)				
	ACTUAL 2024	BUDGET 2024	BUDGET 2025	PROVISIONAL 2026 BUDGET	PROVISIONAL 2027 BUDGET	VARIANCE	%
OPERATING							
Total Water Distribution Union Wages	149,304.04	156,715.00	169,595.00	185,825.00	191,400.00	16,230.00	0.10
Distributed wages							
1-5-08415-5101 FT Wages	10,776.56	12,280.00	17,500.00	0.00	0.00	-17,500.00	-1.00
1-5-08415-5103 OT Wages	3,718.52	2,140.00	2,140.00	0.00	0.00	-2,140.00	-1.00
1-5-08415-5115 EHT	248.81	265.00	265.00	0.00	0.00	-265.00	-1.00
1-5-08415-5116 Source Deductions	983.00	1,040.00	1,040.00	0.00	0.00	-1,040.00	-1.00
1-5-08415-5118 WSIB	482.28	345.00	345.00	0.00	0.00	-345.00	-1.00
1-5-08415-5121 OMERS	843.74	900.00	900.00	0.00	0.00	-900.00	-1.00
Total Distributed wages	17,052.91	16,970.00	22,190.00	0.00	0.00	-22,190.00	-1.00
Water Tower							
1-5-08440-5318 Materials & Supplies	84.44	500.00	500.00	500.00	510.00	0.00	0.00
1-5-08440-5330 Internet	8,306.83	7,800.00	9,180.00	9,180.00	9,364.00	0.00	0.00
1-5-08440-5331 Hydro	1,664.82	2,215.00	2,084.00	2,113.00	2,155.00	29.00	0.01
1-5-08440-5400 Contracted Services	863.64	0.00	0.00	0.00	0.00	0.00	0.00
Total Water Tower	10,919.73	10,515.00	11,764.00	11,793.00	12,029.00	29.00	0.00
Water Service Laterals							
1-5-08445-5318 Materials & Supplies	388.46	2,500.00	2,500.00	2,500.00	2,550.00	0.00	0.00
1-5-08445-5400 Contracted Services	8,140.81	1,000.00	1,000.00	1,000.00	1,020.00	0.00	0.00
Total Water Service Laterals	8,529.27	3,500.00	3,500.00	3,500.00	3,570.00	0.00	0.00
Water Metre Maintenance							
1-5-08450-5318 Materials & Supplies	561.21	500.00	500.00	500.00	510.00	0.00	0.00
Total Water Metre Maintenance	561.21	500.00	500.00	500.00	510.00	0.00	0.00
Hydrants							
1-5-08455-5318 Materials & Supplies	6,848.69	13,670.00	13,670.00	13,670.00	13,943.00	0.00	0.00
1-5-08455-5400 Contracted Services	539.32	7,700.00	7,700.00	7,700.00	7,854.00	0.00	0.00
Total Hydrants	7,388.01	21,370.00	21,370.00	21,370.00	21,797.00	0.00	0.00
Watermain Repairs							
1-5-08460-5318 Materials & Supplies	8,389.42	18,400.00	18,400.00	19,000.00	19,380.00	600.00	0.03
1-5-08460-5319 Small equipment purchases	298.94	5,000.00	5,000.00	5,000.00	5,100.00	0.00	0.00
1-5-08460-5400 Contracted Services	19,848.25	12,500.00	18,000.00	35,000.00	35,700.00	17,000.00	0.94
Total Watermain Repairs	28,536.61	35,900.00	41,400.00	59,000.00	60,180.00	17,600.00	0.43
Backflow Prevention							
1-5-08465-5102 PT Wages	5,977.96	0.00	20,000.00	0.00	0.00	-20,000.00	-1.00
1-5-08465-5115 EHT	116.58	0.00	45.00	0.00	0.00	-45.00	-1.00
1-5-08465-5116 Source Deductions	458.99	0.00	176.00	0.00	0.00	-176.00	-1.00
1-5-08465-5118 WSIB	225.96	0.00	87.00	0.00	0.00	-87.00	-1.00

Budget 2026 by Services




For Period Ending 31-Dec-2026

			A	B	(B-A)		
	ACTUAL 2024	BUDGET 2024	BUDGET 2025	PROVISIONAL 2026 BUDGET	PROVISIONAL 2027 BUDGET	VARIANCE	%
OPERATING							
Total Health Unit	-9,633.00	0.00	0.00	0.00	0.00	0.00	0.00
Total Health Unit funding	-9,633.00	0.00	0.00	0.00	0.00	0.00	0.00
Physician recruitment funding							
Doctor Recruitment							
1-4-16880-4047 Rental income	-54,858.29	-53,845.00	-56,500.00	-56,500.00	-57,630.00	0.00	0.00
1-4-16880-5901 Transfer from Reserves	0.00	0.00	-80,000.00	-80,000.00	-80,000.00	0.00	0.00
Total Doctor Recruitment	-54,858.29	-53,845.00	-136,500.00	-136,500.00	-137,630.00	0.00	0.00
Total Physician recruitment funding	-54,858.29	-53,845.00	-136,500.00	-136,500.00	-137,630.00	0.00	0.00
Joint Services allocation							
POA Revenue							
1-4-12140-5600 POA REVENUE	-51,784.36	-44,300.00	-16,317.00	-17,127.00	-17,469.00	-810.00	0.05
Total POA Revenue	-51,784.36	-44,300.00	-16,317.00	-17,127.00	-17,469.00	-810.00	0.05
Joint Services Admin							
1-5-12100-5600 Transfers to JSC Admin	14,110.45	12,950.00	12,802.00	13,475.00	13,744.00	673.00	0.05
Total Joint Services Admin	14,110.45	12,950.00	12,802.00	13,475.00	13,744.00	673.00	0.05
Total Joint Services allocation	-37,673.91	-31,350.00	-3,515.00	-3,652.00	-3,725.00	-137.00	0.04
Health Unit							
Health Unit							
1-5-10100-5304 Travel / Honorariums	490.41	1,000.00	1,070.00	1,070.00	1,070.00	0.00	0.00
1-5-10100-5600 Transfers to Health Unit	106,913.16	84,720.00	90,650.00	94,341.00	145,257.00	3,691.00	0.04
Total Health Unit	107,403.57	85,720.00	91,720.00	95,411.00	146,327.00	3,691.00	0.04
Total Health Unit	107,403.57	85,720.00	91,720.00	95,411.00	146,327.00	3,691.00	0.04
Ambulance Services							
Paramedic							
1-5-12110-5600 Transfers to Paramedic Service	475,672.30	506,740.00	521,614.00	559,809.00	571,005.00	38,195.00	0.07
Total Paramedic	475,672.30	506,740.00	521,614.00	559,809.00	571,005.00	38,195.00	0.07
Total Ambulance Services	475,672.30	506,740.00	521,614.00	559,809.00	571,005.00	38,195.00	0.07
Physician recruitment							
Doctor Recruitment & Retention							
1-5-16880-4047 BUILDING RENT	56,862.73	52,810.00	57,530.00	59,706.00	60,900.00	2,176.00	0.04
1-5-16880-5117 Other Benefits	40,010.34	35,685.00	45,000.00	47,250.00	48,668.00	2,250.00	0.05
1-5-16880-5301 Ads,Publications & Subscriptions	0.00	0.00	5,000.00	5,000.00	5,100.00	0.00	0.00

Budget 2026 by Services

For Period Ending 31-Dec-2026



	A	B	(B-A)				
	ACTUAL 2024	BUDGET 2024	BUDGET 2025	PROVISIONAL 2026 BUDGET	PROVISIONAL 2027 BUDGET	VARIANCE	%
OPERATING							
1-5-16880-5400 Contracted Services	56,616.50	80,000.00	80,000.00	80,000.00	80,000.00	0.00	0.00
1-5-16880-5402 Legal Services	916.09	0.00	0.00	0.00	0.00	0.00	0.00
1-5-16880-5605 REPAIRS & MAINTENANCE	0.00	3,000.00	3,000.00	3,000.00	4,660.00	0.00	0.00
Total Doctor Recruitment & Retention	154,405.66	171,495.00	190,530.00	194,956.00	199,328.00	4,426.00	0.02
Total Physician recruitment	154,405.66	171,495.00	190,530.00	194,956.00	199,328.00	4,426.00	0.02
Total Health services	635,316.33	678,760.00	663,849.00	710,024.00	775,305.00	46,175.00	0.07
Social & family services							
St Lawerance Lodge revenues							
St Lawrence Lodge							
1-4-12200-5614 SLL CAPITAL SUBSIDY MHLTC	-17,728.71	-15,150.00	-15,150.00	0.00	0.00	15,150.00	-1.00
Total St Lawrence Lodge	-17,728.71	-15,150.00	-15,150.00	0.00	0.00	15,150.00	-1.00
Total St Lawerance Lodge revenues	-17,728.71	-15,150.00	-15,150.00	0.00	0.00	15,150.00	-1.00
Child Care							
Children's Services							
1-5-12120-5600 Transfers to Child Care	43,563.42	38,200.00	43,221.00	41,267.00	42,092.00	-1,954.00	-0.05
Total Children's Services	43,563.42	38,200.00	43,221.00	41,267.00	42,092.00	-1,954.00	-0.05
Total Child Care	43,563.42	38,200.00	43,221.00	41,267.00	42,092.00	-1,954.00	-0.05
St Lawerance Lodge							
St Lawrence Lodge							
1-5-12200-5600 Transfers to St. Lawrence Lodge	42,388.00	58,010.00	50,866.00	53,256.00	54,321.00	2,390.00	0.05
1-5-12200-5800 Principal on long term debt	42,655.14	42,655.00	34,134.00	0.00	0.00	-34,134.00	-1.00
1-5-12200-5850 Interest on long term debt	2,126.27	3,190.00	1,211.00	0.00	0.00	-1,211.00	-1.00
Total St Lawrence Lodge	87,169.41	103,855.00	86,211.00	53,256.00	54,321.00	-32,955.00	-0.38
Total St Lawerance Lodge	87,169.41	103,855.00	86,211.00	53,256.00	54,321.00	-32,955.00	-0.38
Social & family services							
Social & Family Services							
1-5-12000-5600 Transfers to Ontario Works	144,220.94	139,470.00	116,304.00	121,871.00	124,308.00	5,567.00	0.05
Total Social & Family Services	144,220.94	139,470.00	116,304.00	121,871.00	124,308.00	5,567.00	0.05
Total Social & family services	144,220.94	139,470.00	116,304.00	121,871.00	124,308.00	5,567.00	0.05
Total Social & family services	257,225.06	266,375.00	230,586.00	216,394.00	220,721.00	-14,192.00	-0.06
Social Housing							

Budget 2026 by Services



For Period Ending 31-Dec-2026

	A	B	(B-A)				
	ACTUAL 2024	BUDGET 2024	BUDGET 2025	PROVISIONAL 2026 BUDGET	PROVISIONAL 2027 BUDGET	VARIANCE	%
OPERATING							
Social Housing							
Community Housing							
1-5-12130-5600 Transfers to Community Housing	329,576.77	271,040.00	277,315.00	292,318.00	298,164.00	15,003.00	0.05
Total Community Housing	329,576.77	271,040.00	277,315.00	292,318.00	298,164.00	15,003.00	0.05
Total Social Housing	329,576.77	271,040.00	277,315.00	292,318.00	298,164.00	15,003.00	0.05
Total Social Housing	329,576.77	271,040.00	277,315.00	292,318.00	298,164.00	15,003.00	0.05
Recreation & cultural services							
Donations, Rentals & other inc							
Recreation & Cultural Services							
1-4-16000-4066 Miscellaneous revenue	-8,826.18	0.00	-8,300.00	-3,000.00	-3,060.00	5,300.00	-0.64
1-4-16000-4083 Donations	0.00	-4,300.00	-4,500.00	-2,500.00	-2,550.00	2,000.00	-0.44
1-4-16000-5506 FACILITIES EQUIPMENT RENTALS	0.00	-360.00	-360.00	-300.00	-306.00	60.00	-0.17
1-4-16000-5507 FACILITY USER INSURANCE RECOVER	0.00	-20.00	-20.00	0.00	0.00	20.00	-1.00
Total Recreation & Cultural Services	-8,826.18	-4,680.00	-13,180.00	-5,800.00	-5,916.00	7,380.00	-0.56
Age Friendly Community Plan							
1-4-16050-4089 Grant	0.00	0.00	0.00	-25,000.00	-25,500.00	-25,000.00	0.00
Total Age Friendly Community Plan	0.00	0.00	0.00	-25,000.00	-25,500.00	-25,000.00	0.00
Downtown Beautification							
1-4-16120-4034 Main Street Revitalization Grant	-20,000.00	0.00	0.00	0.00	0.00	0.00	0.00
Total Downtown Beautification	-20,000.00	0.00	0.00	0.00	0.00	0.00	0.00
Total Donations, Rentals & other incom	-28,826.18	-4,680.00	-13,180.00	-30,800.00	-31,416.00	-17,620.00	1.34
Park & playground income							
Parks & Playgrounds							
1-4-16110-4070 SPECIAL EVENTS	-6,145.15	-12,000.00	-5,000.00	-7,000.00	-7,140.00	-2,000.00	0.40
1-4-16110-4083 Donations	-8,615.50	-5,000.00	-7,000.00	-7,000.00	-7,140.00	0.00	0.00
1-4-16110-5503 Credit Card Fee Recovery	-12.04	0.00	0.00	0.00	0.00	0.00	0.00
Total Parks & Playgrounds	-14,772.69	-17,000.00	-12,000.00	-14,000.00	-14,280.00	-2,000.00	0.17
Recreation Programs							
1-4-16200-4000 Recreational Program revenues	-1,387.00	0.00	0.00	-6,000.00	-6,120.00	-6,000.00	0.00
Total Recreation Programs	-1,387.00	0.00	0.00	-6,000.00	-6,120.00	-6,000.00	0.00
Sports Courts							
1-4-16301-4066 Miscellaneous revenue	0.00	0.00	-700.00	0.00	0.00	700.00	-1.00
Total Sports Courts	0.00	0.00	-700.00	0.00	0.00	700.00	-1.00

Budget 2026 by Services



For Period Ending 31-Dec-2026

	A		B		(B-A)		
	ACTUAL 2024	BUDGET 2024	BUDGET 2025	PROVISIONAL 2026 BUDGET	PROVISIONAL 2027 BUDGET	VARIANCE	%
OPERATING							
Total Park & playground income	-16,159.69	-17,000.00	-12,700.00	-20,000.00	-20,400.00	-7,300.00	0.57
Baseball & other field income							
Soccer Fields							
1-4-16310-4000 Rentals	-472.57	-500.00	-550.00	-500.00	-510.00	50.00	-0.09
Total Soccer Fields	-472.57	-500.00	-550.00	-500.00	-510.00	50.00	-0.09
Ball Fields							
1-4-16320-4000 BALL DIAMOND RENT	-4,021.00	-500.00	-550.00	-550.00	-561.00	0.00	0.00
1-4-16320-4077 Advertising Revenue	-3,000.00	-3,000.00	-3,300.00	-1,600.00	-1,632.00	1,700.00	-0.52
Total Ball Fields	-7,021.00	-3,500.00	-3,850.00	-2,150.00	-2,193.00	1,700.00	-0.44
Total Baseball & other field income	-7,493.57	-4,000.00	-4,400.00	-2,650.00	-2,703.00	1,750.00	-0.40
Arena Facility income							
Arena Facility							
1-4-16340-4066 Miscellaneous revenue	-794.50	0.00	0.00	0.00	0.00	0.00	0.00
1-4-16340-4071 ICE RENTAL	-267,195.17	-265,700.00	-269,100.00	-279,800.00	-285,396.00	-10,700.00	0.04
1-4-16340-4072 PUBLIC SKATING	-2,495.00	-1,600.00	-2,000.00	-3,000.00	-3,060.00	-1,000.00	0.50
1-4-16340-4073 SUMMER ICE PAD RENT	-925.00	-3,000.00	-1,500.00	-2,000.00	-2,040.00	-500.00	0.33
1-4-16340-4074 ARENA HALL RENTAL	-6,899.75	-11,000.00	-9,000.00	-10,000.00	-10,200.00	-1,000.00	0.11
1-4-16340-4075 ARENA VENDING REVENUE	0.00	0.00	-1,500.00	-500.00	-510.00	1,000.00	-0.67
1-4-16340-4076 Public Skating Sponsorship	-1,943.80	-5,000.00	-3,570.00	-2,856.00	-2,913.00	714.00	-0.20
1-4-16340-4077 ARENA ADVERTISING REVENUE	-22,965.00	-25,000.00	-27,000.00	-25,000.00	-25,500.00	2,000.00	-0.07
1-4-16340-4079 TLT contribution	-158,500.00	-158,500.00	-161,500.00	-164,585.00	-167,877.00	-3,085.00	0.02
1-4-16340-5503 Credit Card Fee Recovery	-1,263.03	0.00	0.00	-200.00	-204.00	-200.00	0.00
Total Arena Facility	-462,981.25	-469,800.00	-475,170.00	-487,941.00	-497,700.00	-12,771.00	0.03
Arena Canteen							
1-4-16342-4047 Rental income	-1,175.00	-1,125.00	-1,125.00	-1,680.00	-1,714.00	-555.00	0.49
1-4-16342-4076 VENDING MACHINE REVENUE	0.00	-1,300.00	-1,200.00	0.00	0.00	1,200.00	-1.00
Total Arena Canteen	-1,175.00	-2,425.00	-2,325.00	-1,680.00	-1,714.00	645.00	-0.28
Total Arena Facility income	-464,156.25	-472,225.00	-477,495.00	-489,621.00	-499,414.00	-12,126.00	0.03
GBM Rink income							
GBM Rink							
1-4-16380-4000 Revenues	-290.00	0.00	0.00	0.00	0.00	0.00	0.00
1-4-16380-4071 Ice Rental	0.00	-3,000.00	-2,000.00	-1,400.00	-1,428.00	600.00	-0.30
1-4-16380-4073 Summer Ice Pad	0.00	-3,000.00	-1,000.00	-1,000.00	-1,020.00	0.00	0.00
1-4-16380-4077 Advertising Revenue	-3,350.00	-4,000.00	-3,000.00	-3,000.00	-3,060.00	0.00	0.00
1-4-16380-5503 Credit Card Fee Recovery	-10.00	0.00	0.00	0.00	0.00	0.00	0.00
Total GBM Rink	-3,650.00	-10,000.00	-6,000.00	-5,400.00	-5,508.00	600.00	-0.10

Budget 2026 by Services



For Period Ending 31-Dec-2026

		A	B	(B-A)			
	ACTUAL 2024	BUDGET 2024	BUDGET 2025	PROVISIONAL 2026 BUDGET	PROVISIONAL 2027 BUDGET	VARIANCE	%
OPERATING							
Total GBM Rink income	-3,650.00	-10,000.00	-6,000.00	-5,400.00	-5,508.00	600.00	-0.10
Marina Facility income							
Marina Facility							
1-4-16700-4050 OTHER DOCKAGE	-1,577.94	-2,100.00	-2,100.00	-2,500.00	-2,550.00	-400.00	0.19
1-4-16700-4051 DOCKAGE - SEASONAL	-725,976.88	-741,290.00	-807,965.00	-921,120.00	-937,547.00	-113,155.00	0.14
1-4-16700-4052 DOCKAGE - TRANSIENT	-156,811.96	-145,760.00	-146,000.00	-153,300.00	-156,366.00	-7,300.00	0.05
1-4-16700-4053 LAUNDRY REVENUE	-927.00	-1,000.00	-800.00	0.00	0.00	800.00	-1.00
1-4-16700-4054 ICE REVENUE	-16,900.69	-18,020.00	-18,000.00	-18,000.00	-18,360.00	0.00	0.00
1-4-16700-4055 Dingy / Seadoo Ramps	-8,827.14	-13,345.00	-13,349.00	-14,016.00	-14,296.00	-667.00	0.05
1-4-16700-4056 Seasonal Parking on Contract	-69,993.70	-63,465.00	-85,500.00	-88,000.00	-89,760.00	-2,500.00	0.03
1-4-16700-4058 Seasonal Parking POS	0.00	-600.00	-600.00	0.00	0.00	600.00	-1.00
1-4-16700-4059 PUMP OUT REVENUE	-32,076.13	-30,000.00	-31,000.00	-31,000.00	-31,620.00	0.00	0.00
1-4-16700-4060 SHOWER REVENUE	-340.00	-180.00	-330.00	-300.00	-306.00	30.00	-0.09
1-4-16700-4064 MARINA - HATS T-SHIRTS	-5,001.94	-4,000.00	-5,000.00	-6,200.00	-6,324.00	-1,200.00	0.24
1-4-16700-4075 VENDING REVENUE	-191.99	-800.00	-1,000.00	-500.00	-510.00	500.00	-0.50
1-4-16700-4077 ADVERTISING REVENUE	-5,400.00	-2,000.00	-9,000.00	-9,000.00	-9,180.00	0.00	0.00
1-4-16700-4081 Interest income	-12,211.94	0.00	0.00	0.00	0.00	0.00	0.00
1-4-16700-4982 Capital Replacement	-26,599.25	-26,500.00	-29,594.00	-114,825.00	-113,678.00	-85,231.00	2.88
1-4-16700-5503 BANK FEES RECOVERY	-15,322.88	-26,925.00	-22,000.00	-13,000.00	-13,260.00	9,000.00	-0.41
1-4-16700-5613 STUDENT GRANT	0.00	-4,000.00	-2,000.00	-2,000.00	-2,040.00	0.00	0.00
1-4-16700-5699 Transient Hydro 50 amp	-338.49	-750.00	-500.00	-525.00	-536.00	-25.00	0.05
1-4-16700-5700 Seasonal Hydro 50 amp	-4,979.28	-4,930.00	-5,500.00	-5,775.00	-5,891.00	-275.00	0.05
1-4-16700-5901 Transfer from Reserves	-87,511.97	0.00	0.00	0.00	0.00	0.00	0.00
1-4-16700-9997 MISCELLANEOUS REVENUE	-1.00	0.00	0.00	0.00	0.00	0.00	0.00
Total Marina Facility	-1,170,990.18	-1,085,665.00	-1,180,238.00	-1,380,061.00	-1,402,224.00	-199,823.00	0.17
Total Marina Facility income	-1,170,990.18	-1,085,665.00	-1,180,238.00	-1,380,061.00	-1,402,224.00	-199,823.00	0.17
Cummunity Grant funding							
Community Grants							
1-4-16840-5901 Transfer from Reserves	-81,366.46	-85,000.00	-85,000.00	-46,500.00	-46,500.00	38,500.00	-0.45
Total Community Grants	-81,366.46	-85,000.00	-85,000.00	-46,500.00	-46,500.00	38,500.00	-0.45
Total Cummunity Grant funding	-81,366.46	-85,000.00	-85,000.00	-46,500.00	-46,500.00	38,500.00	-0.45
Library funding							
Gananoque Public Library							
1-4-16940-4034 Grant - province	-13,700.00	-13,700.00	-13,700.00	-13,700.00	-13,700.00	0.00	0.00
1-4-16940-4035 Seniors Grant	-15,000.00	0.00	0.00	0.00	0.00	0.00	0.00
1-4-16940-4037 TD Summer Reading Grant	-7,009.03	0.00	-1,000.00	0.00	0.00	1,000.00	-1.00
1-4-16940-4066 Miscellaneous revenue	-545.10	-1,605.00	-1,000.00	-1,000.00	-1,020.00	0.00	0.00
1-4-16940-4069 On Library Service Postage Grant	-755.95	-750.00	-758.00	-900.00	-918.00	-142.00	0.19
1-4-16940-4083 Donations	-4,523.85	-1,500.00	-1,200.00	-1,600.00	-3,975.00	-400.00	0.33

Budget 2026 by Services



For Period Ending 31-Dec-2026

	A		B		(B-A)		
	ACTUAL 2024	BUDGET 2024	BUDGET 2025	PROVISIONAL 2026 BUDGET	PROVISIONAL 2027 BUDGET	VARIANCE	%
OPERATING							
1-4-16940-5600 Town contribution Library	-231,580.00	-231,580.00	-260,860.00	-280,000.00	-285,600.00	-19,140.00	0.07
1-4-16940-5901 Transfer from Reserves	0.00	0.00	0.00	-12,955.00	-13,214.00	-12,955.00	0.00
Total Gananoque Public Library	-273,113.93	-249,135.00	-278,518.00	-310,155.00	-318,427.00	-31,637.00	0.11
Total Library funding	-273,113.93	-249,135.00	-278,518.00	-310,155.00	-318,427.00	-31,637.00	0.11
Recreation & Active Special Ev							
Waterfront Concerts							
1-4-16530-5901 Transfer from Reserves	-30,383.43	-40,000.00	-40,000.00	-70,000.00	-70,000.00	-30,000.00	0.75
Total Waterfront Concerts	-30,383.43	-40,000.00	-40,000.00	-70,000.00	-70,000.00	-30,000.00	0.75
Recreation & Active Special Events							
1-4-16550-4020 CCG - SPECIAL EVENTS	0.00	0.00	0.00	-12,000.00	-12,240.00	-12,000.00	0.00
Total Recreation & Active Special Even	0.00	0.00	0.00	-12,000.00	-12,240.00	-12,000.00	0.00
Total Recreation & Active Special Even	-30,383.43	-40,000.00	-40,000.00	-82,000.00	-82,240.00	-42,000.00	1.05
Recreation expenditures							
Recreation & Cultural Services							
1-5-16000-5101 FT Wages	33,189.05	30,270.00	34,575.00	51,602.00	53,150.00	17,027.00	0.49
1-5-16000-5103 OT Wages	1,268.51	0.00	0.00	0.00	0.00	0.00	0.00
1-5-16000-5115 EHT	608.64	600.00	679.00	1,013.00	1,043.00	334.00	0.49
1-5-16000-5116 Source Deductions	1,447.91	1,970.00	1,740.00	2,419.00	2,492.00	679.00	0.39
1-5-16000-5117 Other Benefits	43.50	0.00	0.00	0.00	0.00	0.00	0.00
1-5-16000-5118 WSIB	1,171.93	1,025.00	1,132.00	1,582.00	1,629.00	450.00	0.40
1-5-16000-5119 Manulife	2,871.75	3,275.00	3,386.00	4,681.00	4,821.00	1,295.00	0.38
1-5-16000-5121 OMERS	3,405.52	3,435.00	3,886.00	5,925.00	6,103.00	2,039.00	0.52
1-5-16000-5301 Ads,Publications & Subscriptions	0.00	0.00	500.00	0.00	0.00	-500.00	-1.00
1-5-16000-5302 Memberships	1,296.80	1,250.00	1,500.00	600.00	612.00	-900.00	-0.60
1-5-16000-5303 TRAINING OF STAFF	450.00	1,000.00	3,000.00	4,000.00	4,080.00	1,000.00	0.33
1-5-16000-5304 CONVENTIONS/KM/TRAVEL	1,916.47	1,000.00	2,000.00	2,500.00	2,550.00	500.00	0.25
1-5-16000-5318 Materials & Supplies	812.79	500.00	500.00	1,200.00	1,224.00	700.00	1.40
1-5-16000-5327 Cellular services	581.27	1,000.00	1,000.00	700.00	714.00	-300.00	-0.30
1-5-16000-5400 Contracted Services	0.00	0.00	500.00	1,000.00	1,020.00	500.00	1.00
1-5-16000-5405 Insurance	8,513.71	7,875.00	10,686.00	14,207.00	14,491.00	3,521.00	0.33
1-5-16000-5409 IT Services	1,336.80	1,000.00	2,000.00	2,000.00	2,040.00	0.00	0.00
Total Recreation & Cultural Services	58,914.65	54,200.00	67,084.00	93,429.00	95,969.00	26,345.00	0.39
Age Friendly Community Plan							
1-5-16050-5317 Equipment repair & maintenance	0.00	0.00	0.00	5,000.00	5,100.00	5,000.00	0.00
1-5-16050-5318 Materials & Supplies	0.00	0.00	0.00	2,000.00	2,040.00	2,000.00	0.00
1-5-16050-5400 Contracted Services	0.00	0.00	0.00	15,000.00	15,300.00	15,000.00	0.00
1-5-16050-5409 IT Services	0.00	0.00	0.00	3,000.00	3,060.00	3,000.00	0.00

Budget 2026 by Services



For Period Ending 31-Dec-2026

	A		B		(B-A)		
	ACTUAL 2024	BUDGET 2024	BUDGET 2025	PROVISIONAL 2026 BUDGET	PROVISIONAL 2027 BUDGET	VARIANCE	%
OPERATING							
Total Age Friendly Community Plan	0.00	0.00	0.00	25,000.00	25,500.00	25,000.00	0.00
Total Recreation expenditures	58,914.65	54,200.00	67,084.00	118,429.00	121,469.00	51,345.00	0.77
Parks							
Parks & Playgrounds							
1-5-16110-5101 FT Wages	126,326.03	161,415.00	119,282.00	134,485.00	138,520.00	15,203.00	0.13
1-5-16110-5102 PT Wages	92,901.17	92,170.00	143,911.00	153,948.00	158,566.00	10,037.00	0.07
1-5-16110-5103 OT Wages	4,918.20	1,710.00	9,091.00	10,826.00	11,151.00	1,735.00	0.19
1-5-16110-5112 Uniforms/Clothing	3,857.84	2,000.00	3,000.00	4,000.00	4,120.00	1,000.00	0.33
1-5-16110-5115 EHT	4,383.35	4,200.00	5,348.00	5,876.00	6,052.00	528.00	0.10
1-5-16110-5116 Source Deductions	16,021.75	11,350.00	17,999.00	20,865.00	21,491.00	2,866.00	0.16
1-5-16110-5117 Other Benefits	47.28	0.00	0.00	0.00	0.00	0.00	0.00
1-5-16110-5118 WSIB	8,481.41	7,480.00	8,970.00	9,977.00	10,276.00	1,007.00	0.11
1-5-16110-5119 Manulife	12,617.37	9,115.00	10,116.00	9,755.00	10,048.00	-361.00	-0.04
1-5-16110-5121 OMERS	15,340.23	11,390.00	16,100.00	17,892.00	18,429.00	1,792.00	0.11
1-5-16110-5301 Ads,Publications & Subscriptions	696.04	700.00	700.00	500.00	510.00	-200.00	-0.29
1-5-16110-5302 Memberships	275.77	700.00	500.00	600.00	612.00	100.00	0.20
1-5-16110-5303 PARKS - TRAINING	3,071.68	1,800.00	3,000.00	4,000.00	4,080.00	1,000.00	0.33
1-5-16110-5304 CONVENTIONS/KM/TRAVEL	449.37	250.00	500.00	500.00	510.00	0.00	0.00
1-5-16110-5317 Equipment repair & maintenance	20,160.54	10,000.00	10,000.00	10,000.00	10,200.00	0.00	0.00
1-5-16110-5318 Materials & Supplies	41,546.79	22,000.00	28,000.00	30,000.00	30,600.00	2,000.00	0.07
1-5-16110-5319 Small equipment purchases	3,704.41	4,000.00	5,000.00	6,000.00	6,120.00	1,000.00	0.20
1-5-16110-5320 Software services - SaaS	537.42	0.00	300.00	300.00	306.00	0.00	0.00
1-5-16110-5321 Vechicle operating expenses	732.84	1,000.00	1,500.00	1,000.00	1,020.00	-500.00	-0.33
1-5-16110-5327 Cellular services	1,317.25	1,600.00	1,600.00	1,600.00	1,632.00	0.00	0.00
1-5-16110-5331 Hydro	1,703.55	3,550.00	2,719.00	2,858.00	2,915.00	139.00	0.05
1-5-16110-5333 Water / Wastewater	3,564.56	4,840.00	5,000.00	5,000.00	5,100.00	0.00	0.00
1-5-16110-5400 Contracted Services	23,791.24	15,000.00	17,000.00	15,000.00	15,300.00	-2,000.00	-0.12
1-5-16110-5405 Insurance	8,513.71	7,875.00	10,686.00	14,207.00	14,491.00	3,521.00	0.33
1-5-16110-5411 Electrical contracted services	5,125.45	0.00	5,000.00	5,000.00	5,100.00	0.00	0.00
Total Parks & Playgrounds	400,085.25	374,145.00	425,322.00	464,189.00	477,149.00	38,867.00	0.09
Downtown Beautification							
1-5-16120-5101 FT Wages	2,129.91	0.00	0.00	0.00	0.00	0.00	0.00
1-5-16120-5115 EHT	41.53	0.00	0.00	0.00	0.00	0.00	0.00
1-5-16120-5116 Source Deductions	161.45	0.00	0.00	0.00	0.00	0.00	0.00
1-5-16120-5118 WSIB	80.72	0.00	0.00	0.00	0.00	0.00	0.00
1-5-16120-5121 OMERS	105.67	0.00	0.00	0.00	0.00	0.00	0.00
1-5-16120-5318 Materials & Supplies	11,057.35	12,520.00	12,520.00	12,520.00	12,770.00	0.00	0.00
1-5-16120-5400 Contracted Services	33.91	0.00	0.00	0.00	0.00	0.00	0.00
1-5-16120-8501 Main Street Revitilization Grant exp	20,000.00	0.00	0.00	0.00	0.00	0.00	0.00
Total Downtown Beautification	33,610.54	12,520.00	12,520.00	12,520.00	12,770.00	0.00	0.00

Budget 2026 by Services

For Period Ending 31-Dec-2026



	A	B	(B-A)				
	ACTUAL 2024	BUDGET 2024	BUDGET 2025	PROVISIONAL 2026 BUDGET	PROVISIONAL 2027 BUDGET	VARIANCE	%
OPERATING							
Total Splash Pad Washrooms	5,147.00	500.00	500.00	500.00	510.00	0.00	0.00
Tennis Courts							
1-5-16301-5101 FT Wages	1,941.14	1,495.00	1,000.00	0.00	0.00	-1,000.00	-1.00
1-5-16301-5102 PT Wages	0.00	1,495.00	500.00	0.00	0.00	-500.00	-1.00
1-5-16301-5103 OT Wages	460.85	0.00	0.00	0.00	0.00	0.00	0.00
1-5-16301-5115 EHT	47.00	0.00	0.00	0.00	0.00	0.00	0.00
1-5-16301-5116 Source Deductions	186.29	0.00	0.00	0.00	0.00	0.00	0.00
1-5-16301-5118 WSIB	81.15	0.00	0.00	0.00	0.00	0.00	0.00
1-5-16301-5121 OMERS	178.59	0.00	0.00	0.00	0.00	0.00	0.00
1-5-16301-5317 Equipment repair & maintenance	0.00	2,000.00	2,000.00	2,000.00	2,040.00	0.00	0.00
1-5-16301-5318 Materials & Supplies	0.00	2,000.00	2,000.00	2,000.00	2,040.00	0.00	0.00
Total Tennis Courts	2,895.02	6,990.00	5,500.00	4,000.00	4,080.00	-1,500.00	-0.27
Soccer Fields							
1-5-16310-5317 Equipment repair & maintenance	0.00	2,000.00	1,000.00	1,000.00	1,020.00	0.00	0.00
Total Soccer Fields	0.00	2,000.00	1,000.00	1,000.00	1,020.00	0.00	0.00
Total Parks	497,683.97	456,590.00	507,121.00	541,794.00	556,306.00	34,673.00	0.07
Fleet & Equipment							
Parks & Rec Fleet & Equipment							
1-5-16003-5101 FT Wages	1,536.15	0.00	0.00	0.00	0.00	0.00	0.00
1-5-16003-5115 EHT	30.17	0.00	0.00	0.00	0.00	0.00	0.00
1-5-16003-5116 Source Deductions	118.36	0.00	0.00	0.00	0.00	0.00	0.00
1-5-16003-5118 WSIB	50.29	0.00	0.00	0.00	0.00	0.00	0.00
1-5-16003-5121 OMERS	139.25	0.00	0.00	0.00	0.00	0.00	0.00
1-5-16003-5321 Vehicle operation expenses	0.00	0.00	18,500.00	18,500.00	18,870.00	0.00	0.00
1-5-16003-5322 Vehicle repair & maintenance	0.00	0.00	24,000.00	24,000.00	24,480.00	0.00	0.00
Total Parks & Rec Fleet & Equipment	1,874.22	0.00	42,500.00	42,500.00	43,350.00	0.00	0.00
310/ 311 Zero Turns							
1-5-16111-5321 Vehicle operating expenses	240.65	1,000.00	0.00	0.00	0.00	0.00	0.00
1-5-16111-5322 Vehicle repair & maintenance	1,058.11	1,000.00	0.00	0.00	0.00	0.00	0.00
Total 310/ 311 Zero Turns	1,298.76	2,000.00	0.00	0.00	0.00	0.00	0.00
312 / 313 Mower Tractors							
1-5-16112-5321 Vehicle operating expenses	146.70	1,000.00	0.00	0.00	0.00	0.00	0.00
1-5-16112-5322 Vehicle repair & maintenance	5,533.68	1,000.00	0.00	0.00	0.00	0.00	0.00
Total 312 / 313 Mower Tractors	5,680.38	2,000.00	0.00	0.00	0.00	0.00	0.00
316 2017 Polaris Ranger UTV							
1-5-16113-5321 Vehicle operating expenses	402.97	1,000.00	0.00	0.00	0.00	0.00	0.00
1-5-16113-5322 Vehicle repair & maintenance	59.61	1,000.00	0.00	0.00	0.00	0.00	0.00


Budget 2026 by Services



For Period Ending 31-Dec-2026

	A	B	(B-A)				
	ACTUAL 2024	BUDGET 2024	BUDGET 2025	PROVISIONAL 2026 BUDGET	PROVISIONAL 2027 BUDGET	VARIANCE	%
OPERATING							
Total 316 2017 Polaris Ranger UTV	462.58	2,000.00	0.00	0.00	0.00	0.00	0.00
301 2006 Silverado Pickup Truck							
1-5-16114-5321 Vechicle operating expenses	1,275.96	0.00	0.00	0.00	0.00	0.00	0.00
Total 301 2006 Silverado Pickup Tru	1,275.96	0.00	0.00	0.00	0.00	0.00	0.00
302 2009 Silverado Pickup Truck							
1-5-16115-5321 Vechicle operating expenses	1,718.78	2,000.00	0.00	0.00	0.00	0.00	0.00
1-5-16115-5322 Vehicle repair & maintenance	1,354.56	4,000.00	0.00	0.00	0.00	0.00	0.00
Total 302 2009 Silverado Pickup Tru	3,073.34	6,000.00	0.00	0.00	0.00	0.00	0.00
303 2018 GMC Sierra Pickup Truck							
1-5-16118-5318 Materials & Supplies	280.47	0.00	0.00	0.00	0.00	0.00	0.00
1-5-16118-5321 Vechicle operating expenses	2,656.98	3,000.00	0.00	0.00	0.00	0.00	0.00
1-5-16118-5322 Vehicle repair & maintenance	2,768.83	2,000.00	0.00	0.00	0.00	0.00	0.00
Total 303 2018 GMC Sierra Pickup Tru	5,706.28	5,000.00	0.00	0.00	0.00	0.00	0.00
ZAMBONI							
1-5-16341-5321 Vechicle operating expenses	7,924.18	9,000.00	0.00	0.00	0.00	0.00	0.00
1-5-16341-5322 Vehicle repair & maintenance	13,901.91	5,000.00	0.00	0.00	0.00	0.00	0.00
Total ZAMBONI	21,826.09	14,000.00	0.00	0.00	0.00	0.00	0.00
Total Fleet & Equipment	41,197.61	31,000.00	42,500.00	42,500.00	43,350.00	0.00	0.00
Baseball Fields							
Ball Fields							
1-5-16320-5101 FT Wages	307.23	1,495.00	1,000.00	0.00	0.00	-1,000.00	-1.00
1-5-16320-5102 PT Wages	408.36	1,495.00	1,000.00	0.00	0.00	-1,000.00	-1.00
1-5-16320-5115 EHT	13.99	35.00	20.00	0.00	0.00	-20.00	-1.00
1-5-16320-5116 Source Deductions	55.81	35.00	40.00	0.00	0.00	-40.00	-1.00
1-5-16320-5118 WSIB	27.19	50.00	50.00	0.00	0.00	-50.00	-1.00
1-5-16320-5121 OMERS	44.28	40.00	50.00	0.00	0.00	-50.00	-1.00
1-5-16320-5317 Equipment repair & maintenance	1,063.06	2,000.00	1,250.00	1,000.00	1,020.00	-250.00	-0.20
1-5-16320-5318 Materials & Supplies	3,853.44	2,000.00	1,250.00	1,000.00	1,020.00	-250.00	-0.20
1-5-16320-5331 Hydro	1,726.60	1,235.00	1,505.00	1,628.00	1,661.00	123.00	0.08
1-5-16320-5334 Utilities - Water Heater	0.00	1,205.00	0.00	0.00	0.00	0.00	0.00
1-5-16320-5400 Contracted Services	3,529.26	1,000.00	1,000.00	1,000.00	1,020.00	0.00	0.00
1-5-16320-5414 BALL FIELDS - EQUIPMENT RENTALS	0.00	1,000.00	500.00	500.00	510.00	0.00	0.00
Total Ball Fields	11,029.22	11,590.00	7,665.00	5,128.00	5,231.00	-2,537.00	-0.33
Total Baseball Fields	11,029.22	11,590.00	7,665.00	5,128.00	5,231.00	-2,537.00	-0.33
Arena Facility							

Budget 2026 by Services



For Period Ending 31-Dec-2026

	A	B	(B-A)				
	ACTUAL 2024	BUDGET 2024	BUDGET 2025	PROVISIONAL 2026 BUDGET	PROVISIONAL 2027 BUDGET	VARIANCE	%
OPERATING							
Arena Facility							
1-5-16340-5101 FT Wages	184,607.22	190,870.00	221,834.00	242,422.00	249,695.00	20,588.00	0.09
1-5-16340-5102 PT Wages	62,141.03	35,680.00	53,754.00	62,846.00	64,731.00	9,092.00	0.17
1-5-16340-5103 OT Wages	13,837.22	10,000.00	13,344.00	16,240.00	16,727.00	2,896.00	0.22
1-5-16340-5112 Uniforms/Clothing	1,662.19	3,500.00	3,700.00	3,700.00	3,811.00	0.00	0.00
1-5-16340-5115 EHT	5,151.70	4,915.00	5,691.00	6,343.00	6,533.00	652.00	0.11
1-5-16340-5116 Source Deductions	18,237.37	16,155.00	18,935.00	22,892.00	23,579.00	3,957.00	0.21
1-5-16340-5117 Other Benefits	47.28	0.00	0.00	200.00	206.00	200.00	0.00
1-5-16340-5118 WSIB	9,956.86	7,760.00	9,585.00	10,772.00	11,095.00	1,187.00	0.12
1-5-16340-5119 Manulife	12,099.08	20,070.00	20,041.00	17,782.00	18,315.00	-2,259.00	-0.11
1-5-16340-5121 OMERS	18,977.76	20,565.00	22,770.00	25,121.00	25,875.00	2,351.00	0.10
1-5-16340-5301 Ads,Publications & Subscriptions	0.00	1,000.00	1,000.00	800.00	816.00	-200.00	-0.20
1-5-16340-5302 Memberships	1,134.40	850.00	1,100.00	1,100.00	1,122.00	0.00	0.00
1-5-16340-5303 ARENA - TRAINING	1,856.34	2,500.00	2,500.00	2,500.00	2,550.00	0.00	0.00
1-5-16340-5306 POSTAGE/COURIER	50.95	0.00	0.00	0.00	0.00	0.00	0.00
1-5-16340-5317 Equipment repair & maintenance	34,258.24	12,000.00	14,000.00	16,000.00	16,320.00	2,000.00	0.14
1-5-16340-5318 Materials & Supplies	21,616.14	12,000.00	14,000.00	14,000.00	14,280.00	0.00	0.00
1-5-16340-5320 Software services - SaaS	5,328.12	0.00	5,000.00	5,000.00	5,100.00	0.00	0.00
1-5-16340-5321 Vechicle operating expenses	312.21	800.00	800.00	800.00	816.00	0.00	0.00
1-5-16340-5327 Cellular services	1,312.72	1,000.00	1,100.00	1,100.00	1,122.00	0.00	0.00
1-5-16340-5330 Internet	2,616.79	3,500.00	3,500.00	3,500.00	3,570.00	0.00	0.00
1-5-16340-5331 Hydro	87,468.95	67,760.00	88,298.00	85,870.00	87,587.00	-2,428.00	-0.03
1-5-16340-5332 Natural Gas	13,196.28	21,000.00	19,451.00	18,161.00	18,524.00	-1,290.00	-0.07
1-5-16340-5333 Water / Wastewater	31,294.81	22,950.00	25,000.00	25,000.00	25,500.00	0.00	0.00
1-5-16340-5335 Telephony services	475.46	500.00	500.00	500.00	510.00	0.00	0.00
1-5-16340-5400 Contracted Services	24,787.22	20,000.00	32,000.00	35,000.00	35,700.00	3,000.00	0.09
1-5-16340-5403 Engineering Services	4,128.44	2,500.00	3,000.00	3,500.00	3,570.00	500.00	0.17
1-5-16340-5404 Other Professional services	924.00	0.00	0.00	0.00	0.00	0.00	0.00
1-5-16340-5405 Insurance	36,220.68	32,120.00	47,403.00	36,599.00	37,331.00	-10,804.00	-0.23
1-5-16340-5407 Inspections & Licenses	1,290.13	1,250.00	1,500.00	1,500.00	1,530.00	0.00	0.00
1-5-16340-5409 IT Services	5,185.61	3,000.00	2,000.00	2,000.00	2,040.00	0.00	0.00
1-5-16340-5411 Electrical contracted services	3,487.06	7,000.00	6,000.00	5,000.00	5,100.00	-1,000.00	-0.17
1-5-16340-5502 Lease payments	838.06	1,500.00	1,500.00	1,500.00	1,530.00	0.00	0.00
1-5-16340-5503 Bank service charges	3,726.61	3,000.00	3,000.00	3,000.00	3,060.00	0.00	0.00
1-5-16340-5800 Principal on long term debt	0.00	0.00	0.00	11,967.00	24,770.00	11,967.00	0.00
1-5-16340-5850 Interest on long term debt	0.00	0.00	0.00	6,832.00	12,824.00	6,832.00	0.00
1-5-16340-5901 Transfer to Reserves	119,320.00	119,320.00	119,000.00	169,000.00	185,900.00	50,000.00	0.42
Total Arena Facility	727,546.93	645,065.00	761,306.00	858,547.00	911,739.00	97,241.00	0.13
Arena Washrooms							
1-5-16392-5318 Materials & Supplies	1,365.69	500.00	500.00	500.00	510.00	0.00	0.00
Total Arena Washrooms	1,365.69	500.00	500.00	500.00	510.00	0.00	0.00
Total Arena Facility	728,912.62	645,565.00	761,806.00	859,047.00	912,249.00	97,241.00	0.13

Budget 2026 by Services



For Period Ending 31-Dec-2026

	A	B	(B-A)				
	ACTUAL 2024	BUDGET 2024	BUDGET 2025	PROVISIONAL 2026 BUDGET	PROVISIONAL 2027 BUDGET	VARIANCE	%
OPERATING							
GBM Rink							
GBM Rink							
1-5-16380-5101 FT Wages	8,724.36	17,665.00	10,921.00	12,475.00	12,849.00	1,554.00	0.14
1-5-16380-5102 PT Wages	2,127.88	1,745.00	1,154.00	1,205.00	1,241.00	51.00	0.04
1-5-16380-5103 OT Wages	767.90	0.00	0.00	0.00	0.00	0.00	0.00
1-5-16380-5115 EHT	201.85	130.00	237.00	268.00	276.00	31.00	0.13
1-5-16380-5116 Source Deductions	684.86	135.00	259.00	287.00	296.00	28.00	0.11
1-5-16380-5118 WSIB	377.79	235.00	395.00	434.00	447.00	39.00	0.10
1-5-16380-5119 Manulife	518.28	0.00	1,110.00	1,157.00	1,192.00	47.00	0.04
1-5-16380-5121 OMERS	783.16	2,350.00	1,310.00	1,527.00	1,573.00	217.00	0.17
1-5-16380-5317 Equipment repair & maintenance	44.99	2,000.00	2,000.00	4,000.00	4,080.00	2,000.00	1.00
1-5-16380-5318 Materials & Supplies	5,530.40	3,000.00	3,000.00	2,500.00	2,550.00	-500.00	-0.17
1-5-16380-5321 Vechicle operating expenses	812.38	1,500.00	1,000.00	1,000.00	1,020.00	0.00	0.00
1-5-16380-5322 Vehicle repair & maintenance	1,108.62	2,375.00	2,300.00	1,500.00	1,530.00	-800.00	-0.35
1-5-16380-5331 Hydro	9,853.75	27,000.00	19,109.00	17,083.00	17,425.00	-2,026.00	-0.11
1-5-16380-5333 Water / Wastewater	776.17	2,400.00	2,400.00	2,200.00	2,244.00	-200.00	-0.08
1-5-16380-5400 Contracted Services	11,395.67	2,000.00	2,000.00	3,000.00	3,060.00	1,000.00	0.50
Total GBM Rink	43,708.06	62,535.00	47,195.00	48,636.00	49,783.00	1,441.00	0.03
Total GBM Rink	43,708.06	62,535.00	47,195.00	48,636.00	49,783.00	1,441.00	0.03
Non Town Events							
Non Town Events							
1-5-16670-5101 FT Wages	139.65	0.00	0.00	0.00	0.00	0.00	0.00
1-5-16670-5102 PT Wages	3,651.95	0.00	0.00	0.00	0.00	0.00	0.00
1-5-16670-5103 OT Wages	2,013.17	0.00	0.00	0.00	0.00	0.00	0.00
1-5-16670-5115 EHT	92.58	0.00	0.00	0.00	0.00	0.00	0.00
1-5-16670-5116 Source Deductions	243.20	0.00	0.00	0.00	0.00	0.00	0.00
1-5-16670-5118 WSIB	32.97	0.00	0.00	0.00	0.00	0.00	0.00
1-5-16670-5121 OMERS	12.66	0.00	0.00	0.00	0.00	0.00	0.00
1-5-16670-5318 Materials & Supplies	686.17	0.00	0.00	0.00	0.00	0.00	0.00
1-5-16670-5400 Contracted Services	150.00	0.00	0.00	0.00	0.00	0.00	0.00
1-5-16670-5418 Waste Tipping Fees	0.00	1,500.00	1,500.00	1,500.00	1,530.00	0.00	0.00
Total Non Town Events	7,022.35	1,500.00	1,500.00	1,500.00	1,530.00	0.00	0.00
Total Non Town Events	7,022.35	1,500.00	1,500.00	1,500.00	1,530.00	0.00	0.00
Recreation & Active Special Ev							
Waterfront Concerts							
1-5-16530-5404 Other Professional services	30,383.43	40,000.00	40,000.00	70,000.00	70,000.00	30,000.00	0.75
Total Waterfront Concerts	30,383.43	40,000.00	40,000.00	70,000.00	70,000.00	30,000.00	0.75
Recreation & Active Special Events							
1-5-16550-5101 FT Wages	10,136.94	15,635.00	15,635.00	0.00	0.00	-15,635.00	-1.00

Budget 2026 by Services



For Period Ending 31-Dec-2026

	A		B		(B-A)		
	ACTUAL 2024	BUDGET 2024	BUDGET 2025	PROVISIONAL 2026 BUDGET	PROVISIONAL 2027 BUDGET	VARIANCE	%
OPERATING							
1-5-16550-5103 OT Wages	417.88	0.00	0.00	0.00	0.00	0.00	0.00
1-5-16550-5115 EHT	216.07	245.00	245.00	0.00	0.00	-245.00	-1.00
1-5-16550-5116 Source Deductions	845.23	890.00	890.00	0.00	0.00	-890.00	-1.00
1-5-16550-5118 WSIB	418.67	420.00	420.00	0.00	0.00	-420.00	-1.00
1-5-16550-5119 Manulife	964.11	2,010.00	2,010.00	0.00	0.00	-2,010.00	-1.00
1-5-16550-5121 OMERS	997.03	1,135.00	1,135.00	0.00	0.00	-1,135.00	-1.00
1-5-16550-5318 Materials & Supplies	25,608.70	25,000.00	25,000.00	30,000.00	30,600.00	5,000.00	0.20
Total Recreation & Active Special Even	39,604.63	45,335.00	45,335.00	30,000.00	30,600.00	-15,335.00	-0.34
Total Recreation & Active Special Even	69,988.06	85,335.00	85,335.00	100,000.00	100,600.00	14,665.00	0.17
Trails							
1-5-16860-5101 FT Wages	614.46	2,000.00	5,762.00	12,475.00	12,849.00	6,713.00	1.17
1-5-16860-5102 PT Wages	456.83	840.00	2,486.00	0.00	0.00	-2,486.00	-1.00
1-5-16860-5115 EHT	20.98	35.00	192.00	245.00	252.00	53.00	0.28
1-5-16860-5116 Source Deductions	76.39	35.00	826.00	605.00	623.00	-221.00	-0.27
1-5-16860-5118 WSIB	40.66	50.00	379.00	395.00	407.00	16.00	0.04
1-5-16860-5119 Manulife	0.00	0.00	746.00	1,157.00	1,192.00	411.00	0.55
1-5-16860-5121 OMERS	85.18	40.00	669.00	1,419.00	1,462.00	750.00	1.12
1-5-16860-5317 Equipment repair & maintenance	0.00	500.00	500.00	500.00	510.00	0.00	0.00
1-5-16860-5318 Materials & Supplies	1,626.13	4,000.00	2,500.00	2,500.00	2,550.00	0.00	0.00
1-5-16860-5400 Contracted Services	2,747.52	7,500.00	2,500.00	2,500.00	2,550.00	0.00	0.00
1-5-16860-5501 Property rents & taxes	247.58	0.00	250.00	250.00	255.00	0.00	0.00
1-5-16860-5600 TRAILS FUNDING	0.00	3,500.00	500.00	500.00	510.00	0.00	0.00
Total Trails	5,915.73	18,500.00	17,310.00	22,546.00	23,160.00	5,236.00	0.30
Total Trails	5,915.73	18,500.00	17,310.00	22,546.00	23,160.00	5,236.00	0.30
Marina							
Marina Facility							
1-5-16700-5101 FT Wages	128,700.66	124,815.00	86,146.00	100,435.00	103,448.00	14,289.00	0.17
1-5-16700-5102 PT Wages	106,667.23	90,000.00	127,066.00	131,831.00	135,786.00	4,765.00	0.04
1-5-16700-5103 OT Wages	8,503.48	6,600.00	0.00	0.00	0.00	0.00	0.00
1-5-16700-5112 Uniforms/Clothing	1,607.85	1,300.00	2,400.00	1,800.00	1,854.00	-600.00	-0.25
1-5-16700-5115 EHT	4,780.43	5,175.00	4,169.00	4,543.00	4,679.00	374.00	0.09
1-5-16700-5116 Source Deductions	14,255.11	14,600.00	14,843.00	15,809.00	16,283.00	966.00	0.07
1-5-16700-5117 Other Benefits	38.80	0.00	0.00	0.00	0.00	0.00	0.00
1-5-16700-5118 WSIB	9,259.40	8,980.00	6,949.00	7,680.00	7,910.00	731.00	0.11
1-5-16700-5119 Manulife	13,431.60	12,620.00	10,183.00	10,838.00	11,163.00	655.00	0.06
1-5-16700-5121 OMERS	13,296.73	11,665.00	11,639.00	13,548.00	13,954.00	1,909.00	0.16
1-5-16700-5301 Ads,Publications & Subscriptions	947.17	0.00	1,000.00	1,000.00	1,020.00	0.00	0.00
1-5-16700-5303 MARINA TRAINING	1,306.00	1,500.00	2,000.00	4,000.00	4,080.00	2,000.00	1.00
1-5-16700-5304 CONVENTIONS/KM/TRAVEL	0.00	0.00	0.00	2,200.00	2,244.00	2,200.00	0.00

Budget 2026 by Services



For Period Ending 31-Dec-2026

		A		B		(B-A)		
		ACTUAL 2024	BUDGET 2024	BUDGET 2025	PROVISIONAL 2026 BUDGET	PROVISIONAL 2027 BUDGET	VARIANCE	%
OPERATING								
1-5-16700-5308	CANTEEN VENDING	63.76	0.00	0.00	0.00	0.00	0.00	0.00
1-5-16700-5309	ICE	7,144.48	6,575.00	7,200.00	7,200.00	7,344.00	0.00	0.00
1-5-16700-5317	Equipment repair & maintenance	20,097.28	20,000.00	22,000.00	27,000.00	27,540.00	5,000.00	0.23
1-5-16700-5318	Materials & Supplies	21,494.71	15,000.00	20,000.00	23,000.00	23,460.00	3,000.00	0.15
1-5-16700-5319	Small equipment purchases	4,732.84	2,750.00	3,000.00	5,000.00	5,100.00	2,000.00	0.67
1-5-16700-5320	Software services - SaaS	328.12	0.00	0.00	0.00	0.00	0.00	0.00
1-5-16700-5327	Cellular services	546.50	360.00	500.00	500.00	510.00	0.00	0.00
1-5-16700-5330	Internet	5,429.95	4,800.00	4,900.00	4,900.00	4,998.00	0.00	0.00
1-5-16700-5331	Hydro	27,880.12	34,000.00	22,688.00	26,614.00	27,146.00	3,926.00	0.17
1-5-16700-5333	Water / Wastewater	17,091.27	14,450.00	15,000.00	15,000.00	15,300.00	0.00	0.00
1-5-16700-5335	Telephony services	619.37	700.00	700.00	700.00	714.00	0.00	0.00
1-5-16700-5400	Contracted Services	60,245.12	45,000.00	47,500.00	54,500.00	55,590.00	7,000.00	0.15
1-5-16700-5401	Audit Services	1,060.00	1,060.00	1,100.00	1,100.00	1,122.00	0.00	0.00
1-5-16700-5403	Waste Disposal	10,550.00	15,000.00	12,000.00	10,000.00	10,200.00	-2,000.00	-0.17
1-5-16700-5405	Insurance	42,042.87	39,320.00	52,162.00	40,265.00	41,070.00	-11,897.00	-0.23
1-5-16700-5409	IT Services	2,898.50	4,000.00	2,500.00	2,500.00	2,550.00	0.00	0.00
1-5-16700-5411	Electrical contracted services	45,027.59	6,000.00	8,000.00	8,000.00	8,160.00	0.00	0.00
1-5-16700-5501	Property rents & taxes	345.44	330.00	330.00	330.00	337.00	0.00	0.00
1-5-16700-5502	Lease payments	832.04	720.00	720.00	720.00	734.00	0.00	0.00
1-5-16700-5503	Bank service charges	17,382.90	15,000.00	16,000.00	16,000.00	16,320.00	0.00	0.00
1-5-16700-5504	CASH OVER/SHORT	-30.63	0.00	0.00	0.00	0.00	0.00	0.00
1-5-16700-5800	Principal on long term debt	44,356.18	44,330.00	97,700.00	156,390.00	162,232.00	58,690.00	0.60
1-5-16700-5850	Interest on long term debt	24,097.31	25,055.00	53,623.00	69,937.00	64,095.00	16,314.00	0.30
1-5-16700-5901	Transfer to Reserves	327,500.00	327,500.00	337,500.00	428,001.00	436,561.00	90,501.00	0.27
Total Marina Facility		984,530.18	899,205.00	991,518.00	1,191,341.00	1,213,504.00	199,823.00	0.20
Total Marina		984,530.18	899,205.00	991,518.00	1,191,341.00	1,213,504.00	199,823.00	0.20
Library								
Gananoque Public Library								
1-5-16940-4067	Seniors Grant	10,730.77	0.00	0.00	0.00	0.00	0.00	0.00
1-5-16940-5101	FT Wages	81,057.97	78,090.00	83,561.00	86,873.00	89,479.00	3,312.00	0.04
1-5-16940-5102	PT Wages	51,161.97	47,415.00	58,786.00	73,524.00	75,730.00	14,738.00	0.25
1-5-16940-5103	OT Wages	659.39	0.00	0.00	0.00	0.00	0.00	0.00
1-5-16940-5115	EHT	2,600.28	2,435.00	2,781.00	3,150.00	3,245.00	369.00	0.13
1-5-16940-5116	Source Deductions	9,237.21	9,065.00	10,278.00	11,708.00	12,059.00	1,430.00	0.14
1-5-16940-5118	WSIB	5,002.47	4,200.00	4,636.00	5,346.00	5,506.00	710.00	0.15
1-5-16940-5119	Manulife	3,519.81	5,830.00	3,679.00	11,674.00	12,024.00	7,995.00	2.17
1-5-16940-5121	OMERS	11,755.70	11,150.00	13,367.00	15,217.00	15,674.00	1,850.00	0.14
1-5-16940-5301	Ads,Publications & Subscriptions	80.50	210.00	210.00	200.00	204.00	-10.00	-0.05
1-5-16940-5302	Memberships	60.00	200.00	200.00	325.00	325.00	125.00	0.63
1-5-16940-5303	Training	0.00	200.00	200.00	1,000.00	1,020.00	800.00	4.00
1-5-16940-5304	Conventions and travel	0.00	0.00	0.00	800.00	816.00	800.00	0.00
1-5-16940-5310	Computer Purchases	1,017.60	1,055.00	1,048.00	500.00	510.00	-548.00	-0.52
1-5-16940-5312	Interlibrary Loans	909.96	925.00	951.00	900.00	918.00	-51.00	-0.05

Budget 2026 by Services



For Period Ending 31-Dec-2026

		A	B	(B-A)				
	ACTUAL 2024	BUDGET 2024	BUDGET 2025	PROVISIONAL 2026 BUDGET	PROVISIONAL 2027 BUDGET	VARIANCE	%	
OPERATING								
1-5-16940-5316	Equipment supplies (furniture)	0.00	0.00	1,000.00	1,000.00	1,020.00	0.00	0.00
1-5-16940-5317	Equipment repair & maintenance	0.00	3,100.00	0.00	0.00	0.00	0.00	0.00
1-5-16940-5318	Materials & Supplies	2,292.31	1,240.00	1,500.00	2,500.00	2,550.00	1,000.00	0.67
1-5-16940-5319	Small equipment purchases	609.74	1,135.00	1,000.00	4,800.00	4,896.00	3,800.00	3.80
1-5-16940-5320	Software services (E-Resources)	3,513.19	700.00	2,608.00	5,000.00	5,100.00	2,392.00	0.92
1-5-16940-5323	Library books and materials	23,374.77	19,625.00	23,000.00	23,460.00	23,929.00	460.00	0.02
1-5-16940-5324	Building repair & maintenance	12,479.92	10,330.00	10,640.00	2,000.00	2,040.00	-8,640.00	-0.81
1-5-16940-5330	Internet	2,258.40	2,250.00	2,326.00	2,392.00	2,440.00	66.00	0.03
1-5-16940-5331	Hydro	5,448.91	7,550.00	7,009.00	7,722.00	7,876.00	713.00	0.10
1-5-16940-5332	Natural Gas	3,384.61	6,850.00	5,073.00	4,539.00	4,630.00	-534.00	-0.11
1-5-16940-5333	Water / Wastewater	1,434.62	1,300.00	1,300.00	1,400.00	1,428.00	100.00	0.08
1-5-16940-5335	Telephony services	1,335.13	1,860.00	1,860.00	1,600.00	1,632.00	-260.00	-0.14
1-5-16940-5400	Contracted Services	0.00	0.00	500.00	9,200.00	9,384.00	8,700.00	17.40
1-5-16940-5401	Audit Services	1,200.00	1,200.00	1,236.00	1,260.00	1,285.00	24.00	0.02
1-5-16940-5405	Insurance	23,826.06	22,170.00	29,716.00	22,985.00	23,445.00	-6,731.00	-0.23
1-5-16940-5409	IT Services	5,997.42	7,750.00	7,750.00	7,750.00	7,905.00	0.00	0.00
1-5-16940-5411	Electrical contracted services	0.00	1,300.00	0.00	0.00	0.00	0.00	0.00
1-5-16940-5901	Transfer to Reserves	6,932.67	0.00	0.00	0.00	0.00	0.00	0.00
1-5-16940-8318	Miscellaneous expenditures	1,232.55	0.00	1,303.00	1,330.00	1,357.00	27.00	0.02
1-5-16940-8501	TD Summer Reading Grant	0.00	0.00	1,000.00	0.00	0.00	-1,000.00	-1.00
Total Gananoque Public Library		273,113.93	249,135.00	278,518.00	310,155.00	318,427.00	31,637.00	0.11
Total Library		273,113.93	249,135.00	278,518.00	310,155.00	318,427.00	31,637.00	0.11
Community Grants								
Community Grants								
1-5-16840-5613	COMMUNITY GRANTS	81,366.46	85,000.00	85,000.00	46,500.00	46,500.00	-38,500.00	-0.45
Total Community Grants		81,366.46	85,000.00	85,000.00	46,500.00	46,500.00	-38,500.00	-0.45
Total Community Grants		81,366.46	85,000.00	85,000.00	46,500.00	46,500.00	-38,500.00	-0.45
Total Recreation & cultural services		727,243.15	632,450.00	795,021.00	920,389.00	983,277.00	125,368.00	0.16
Planning & development								
Planning & Zoning Fees								
Planning								
1-4-18100-4040	SUBDIVISION FEES	0.00	-1,000.00	-1,000.00	-1,000.00	-1,020.00	0.00	0.00
1-4-18100-4044	MOBILE CANTEEN LICENSES	-10,634.50	-9,500.00	-10,500.00	-8,000.00	-8,160.00	2,500.00	-0.24
1-4-18100-4056	Patio Licenses	-1,712.00	0.00	0.00	-1,000.00	-1,020.00	-1,000.00	0.00
1-4-18100-4066	Miscellaneous revenue	-100.00	-3,150.00	0.00	0.00	0.00	0.00	0.00
1-4-18100-4089	CASH IN LIEU OF PARKING	-1,056.00	-1,056.00	-1,056.00	-1,000.00	-1,020.00	56.00	-0.05
1-4-18100-4091	Accomodate License Fees	-3,500.00	-4,000.00	-3,000.00	-5,000.00	-5,100.00	-2,000.00	0.67
1-4-18100-4092	OFFICIAL PLAN AMENDMENT	-3,065.00	0.00	0.00	0.00	0.00	0.00	0.00
1-4-18100-4093	DPS - ZONING/MV/SP FEES	-39,202.00	-20,000.00	-25,000.00	-15,000.00	-15,300.00	10,000.00	-0.40

Budget 2026 by Services

For Period Ending 31-Dec-2026



		A		B		(B-A)		
		ACTUAL 2024	BUDGET 2024	BUDGET 2025	PROVISIONAL 2026 BUDGET	PROVISIONAL 2027 BUDGET	VARIANCE	%
OPERATING								
1-4-17500-4067	Brochure Rack Fees	-7,414.00	-6,500.00	-6,500.00	-6,500.00	-6,630.00	0.00	0.00
1-4-17500-4072	Digital Marketing	-1,235.00	-1,500.00	-1,500.00	-1,625.00	-1,658.00	-125.00	0.08
1-4-17500-4084	Commision Sales	-38,558.40	-55,000.00	-55,000.00	-50,000.00	-51,000.00	5,000.00	-0.09
1-4-17500-4089	Grants	-11,566.10	-4,000.00	-4,000.00	-5,000.00	-5,100.00	-1,000.00	0.25
1-4-17500-4098	TLTI Cost Sharing	-13,144.25	-14,855.00	-14,853.00	-13,825.00	-14,102.00	1,028.00	-0.07
1-4-17500-5901	Transfer from Reserves	0.00	0.00	-15,300.00	-13,825.00	-14,102.00	1,475.00	-0.10
Total Visitor Centre		-102,843.63	-170,875.00	-134,908.00	-132,675.00	-135,330.00	2,233.00	-0.02
Total Vistor Centre		-102,843.63	-170,875.00	-134,908.00	-132,675.00	-135,330.00	2,233.00	-0.02
Arts, Culture & Hertiage Speci								
Arts, Culture & Hertiage Special Event								
1-4-17250-4034	Provincial Grant	-25,000.00	0.00	0.00	0.00	0.00	0.00	0.00
1-4-17250-4036	TAP Grant	-40,000.00	-40,000.00	-50,000.00	-50,000.00	-50,000.00	0.00	0.00
1-4-17250-4083	Donations	0.00	0.00	0.00	-8,000.00	-8,160.00	-8,000.00	0.00
Total Arts, Culture & Hertiage Special		-65,000.00	-40,000.00	-50,000.00	-58,000.00	-58,160.00	-8,000.00	0.16
Total Arts, Culture & Hertiage Special		-65,000.00	-40,000.00	-50,000.00	-58,000.00	-58,160.00	-8,000.00	0.16
Tourism funding								
Tourism Ec Dev Recovery								
1-4-18650-4089	Grant	0.00	-5,000.00	0.00	0.00	0.00	0.00	0.00
1-4-18650-5901	Transfer from Reserves	-5,000.00	-5,000.00	0.00	0.00	0.00	0.00	0.00
Total Tourism Ec Dev Recovery		-5,000.00	-10,000.00	0.00	0.00	0.00	0.00	0.00
Total Tourism funding		-5,000.00	-10,000.00	0.00	0.00	0.00	0.00	0.00
RED Project/TLTI funding								
RED Project / TLTI								
1-4-18680-4030	Revenue from other Municipalities	0.00	-7,500.00	-7,500.00	0.00	0.00	7,500.00	-1.00
1-4-18680-4089	Grants	-17,165.75	-15,000.00	-15,000.00	-20,000.00	-20,400.00	-5,000.00	0.33
1-4-18680-5901	Transfer from Reserves	-7,500.00	-7,500.00	-7,500.00	-20,000.00	-20,400.00	-12,500.00	1.67
Total RED Project / TLTI		-24,665.75	-30,000.00	-30,000.00	-40,000.00	-40,800.00	-10,000.00	0.33
Total RED Project/TLTI funding		-24,665.75	-30,000.00	-30,000.00	-40,000.00	-40,800.00	-10,000.00	0.33
BIA Levy & other revenue								
BIA								
1-4-70000-4000	BIA Levy	-47,686.25	-47,610.00	-50,070.00	-50,070.00	-67,867.50	0.00	0.00
1-4-70000-4034	Grants	-14,500.00	-20,000.00	-19,000.00	0.00	0.00	19,000.00	-1.00
1-4-70000-4066	Miscellaneous revenue	0.00	-2,500.00	-2,000.00	-4,000.00	-4,000.00	-2,000.00	1.00
1-4-70000-5901	Transfer from Reserves	0.00	-2,290.00	-6,000.00	-17,797.50	0.00	-11,797.50	1.97
Total BIA		-62,186.25	-72,400.00	-77,070.00	-71,867.50	-71,867.50	5,202.50	-0.07

Budget 2026 by Services



For Period Ending 31-Dec-2026

	A		B		(B-A)		
	ACTUAL 2024	BUDGET 2024	BUDGET 2025	PROVISIONAL 2026 BUDGET	PROVISIONAL 2027 BUDGET	VARIANCE	%
OPERATING							
Total BIA Levy & other revenue	-62,186.25	-72,400.00	-77,070.00	-71,867.50	-71,867.50	5,202.50	-0.07
Planning & Zoning							
Planning							
1-5-18100-5101 FT Wages	119,419.12	121,453.00	125,421.00	145,708.00	150,079.00	20,287.00	0.16
1-5-18100-5103 OT Wages	3,133.63	750.00	0.00	0.00	0.00	0.00	0.00
1-5-18100-5115 EHT	2,358.99	2,385.00	2,463.00	2,863.00	2,949.00	400.00	0.16
1-5-18100-5116 Source Deductions	6,937.72	5,570.00	7,188.00	7,702.00	7,933.00	514.00	0.07
1-5-18100-5117 Other Benefits	119.00	0.00	0.00	0.00	0.00	0.00	0.00
1-5-18100-5118 WSIB	4,301.82	3,530.00	3,862.00	4,166.00	4,291.00	304.00	0.08
1-5-18100-5119 Manulife	10,676.41	9,875.00	11,275.00	9,857.00	10,153.00	-1,418.00	-0.13
1-5-18100-5121 OMERS	12,740.03	13,370.00	13,304.00	16,032.00	16,513.00	2,728.00	0.21
1-5-18100-5123 Employee Programs	107.84	0.00	0.00	0.00	0.00	0.00	0.00
1-5-18100-5301 Ads,Publications & Subscriptions	0.00	1,500.00	1,500.00	1,500.00	1,530.00	0.00	0.00
1-5-18100-5302 Memberships	1,209.34	1,500.00	1,500.00	1,400.00	1,428.00	-100.00	-0.07
1-5-18100-5303 PLANNING - TRAINING	1,032.86	1,000.00	2,000.00	2,000.00	2,040.00	0.00	0.00
1-5-18100-5304 CONVENTIONS/KM/TRAVEL	1,117.28	1,500.00	2,000.00	2,000.00	2,040.00	0.00	0.00
1-5-18100-5306 POSTAGE/COURIER	115.40	600.00	600.00	600.00	612.00	0.00	0.00
1-5-18100-5318 Materials & Supplies	930.82	750.00	1,000.00	1,000.00	1,020.00	0.00	0.00
1-5-18100-5320 Software services - SaaS	378.42	0.00	0.00	500.00	510.00	500.00	0.00
1-5-18100-5327 Cellular services	1,329.32	750.00	750.00	500.00	510.00	-250.00	-0.33
1-5-18100-5400 Contracted Services	7,012.51	8,500.00	8,500.00	8,500.00	8,670.00	0.00	0.00
1-5-18100-5402 Legal Services	3,388.08	7,000.00	7,000.00	7,000.00	7,140.00	0.00	0.00
1-5-18100-5404 Other Professional services	0.00	2,000.00	2,000.00	2,000.00	2,040.00	0.00	0.00
1-5-18100-5409 IT costs	1,434.82	0.00	0.00	0.00	0.00	0.00	0.00
1-5-18100-5430 PLANNING ADVISORY COMMITTEE	0.00	0.00	0.00	2,500.00	2,550.00	2,500.00	0.00
1-5-18100-5901 Transfer to Reserves	1,056.00	1,056.00	1,077.00	1,099.00	1,121.00	22.00	0.02
Total Planning	178,799.41	183,089.00	191,440.00	216,927.00	223,129.00	25,487.00	0.13
Total Planning & Zoning	178,799.41	183,089.00	191,440.00	216,927.00	223,129.00	25,487.00	0.13
Committee of Adjustment							
Committee of Adjustments							
1-5-18250-5301 Ads,Publications & Subscriptions	0.00	0.00	0.00	500.00	510.00	500.00	0.00
1-5-18250-5302 Memberships	650.00	0.00	300.00	350.00	357.00	50.00	0.17
1-5-18250-5304 MEETINGS & CONFERENCES	2,466.52	2,500.00	2,500.00	2,500.00	2,550.00	0.00	0.00
1-5-18250-5306 POSTAGE/COURIER	0.00	0.00	0.00	100.00	102.00	100.00	0.00
1-5-18250-5318 Materials & Supplies	0.00	0.00	0.00	500.00	510.00	500.00	0.00
1-5-18250-5400 Contracted Services	0.00	2,000.00	1,150.00	1,200.00	1,224.00	50.00	0.04
Total Committee of Adjustments	3,116.52	4,500.00	3,950.00	5,150.00	5,253.00	1,200.00	0.30
Total Committee of Adjustment	3,116.52	4,500.00	3,950.00	5,150.00	5,253.00	1,200.00	0.30
Economic Development							

Budget 2026 by Services



For Period Ending 31-Dec-2026

	A	B	(B-A)				
	ACTUAL 2024	BUDGET 2024	BUDGET 2025	PROVISIONAL 2026 BUDGET	PROVISIONAL 2027 BUDGET	VARIANCE	%
OPERATING							
Economic Development							
1-5-18600-4067 SPECIAL PROJECTS	28,308.06	20,000.00	25,000.00	25,000.00	25,500.00	0.00	0.00
1-5-18600-5101 FT Wages	62,638.24	61,105.00	68,029.00	80,465.00	82,879.00	12,436.00	0.18
1-5-18600-5103 OT Wages	1,256.11	0.00	0.00	0.00	0.00	0.00	0.00
1-5-18600-5115 EHT	1,342.14	1,200.00	1,336.00	1,580.00	1,627.00	244.00	0.18
1-5-18600-5116 Source Deductions	5,231.13	4,285.00	5,038.00	5,442.00	5,605.00	404.00	0.08
1-5-18600-5117 Other Benefits	126.00	0.00	0.00	0.00	0.00	0.00	0.00
1-5-18600-5118 WSIB	2,585.01	2,040.00	2,226.00	2,633.00	2,712.00	407.00	0.18
1-5-18600-5119 Manulife	9,389.76	8,440.00	9,078.00	10,534.00	10,850.00	1,456.00	0.16
1-5-18600-5121 OMERS	6,420.74	5,540.00	6,409.00	8,090.00	8,333.00	1,681.00	0.26
1-5-18600-5123 Employee Programs	54.06	100.00	0.00	0.00	0.00	0.00	0.00
1-5-18600-5301 Ads,Publications & Subscriptions	3,243.19	1,000.00	3,000.00	3,000.00	3,060.00	0.00	0.00
1-5-18600-5302 Memberships	2,491.40	1,500.00	2,500.00	2,500.00	2,550.00	0.00	0.00
1-5-18600-5303 TRAINING	0.00	500.00	500.00	500.00	510.00	0.00	0.00
1-5-18600-5304 CONVENTIONS/KM/TRAVEL	1,845.92	2,500.00	2,500.00	2,500.00	2,550.00	0.00	0.00
1-5-18600-5318 Materials & Supplies	3,071.70	3,000.00	3,000.00	2,500.00	2,550.00	-500.00	-0.17
1-5-18600-5320 Software services - SaaS	0.00	0.00	0.00	150.00	153.00	150.00	0.00
1-5-18600-5327 Cellular services	522.30	700.00	700.00	700.00	714.00	0.00	0.00
1-5-18600-5404 Other Professional services	3,816.00	0.00	0.00	0.00	0.00	0.00	0.00
1-5-18600-5409 IT Services	0.00	0.00	3,000.00	3,000.00	3,060.00	0.00	0.00
1-5-18600-5431 HERITAGE COMMITTEE	1,560.00	7,000.00	7,000.00	7,000.00	7,140.00	0.00	0.00
1-5-18600-5502 Lease payments	387.46	430.00	430.00	400.00	408.00	-30.00	-0.07
1-5-18600-5615 CIP grant program costs	6,240.99	40,000.00	50,000.00	50,000.00	51,000.00	0.00	0.00
Total Economic Development	140,530.21	159,340.00	189,746.00	205,994.00	211,201.00	16,248.00	0.09
Total Economic Development	140,530.21	159,340.00	189,746.00	205,994.00	211,201.00	16,248.00	0.09
Rural Economic Development / T							
RED Project / TLT							
1-5-18680-5301 Ads,Publications & Subscriptions	121.09	0.00	0.00	0.00	0.00	0.00	0.00
1-5-18680-5400 Contracted Services	22,083.29	30,000.00	30,000.00	40,000.00	40,800.00	10,000.00	0.33
Total RED Project / TLT	22,204.38	30,000.00	30,000.00	40,000.00	40,800.00	10,000.00	0.33
Total Rural Economic Development / TLT	22,204.38	30,000.00	30,000.00	40,000.00	40,800.00	10,000.00	0.33
Visitor Centre							
Visitor Centre							
1-5-17500-5101 FT Wages	56,168.40	54,515.00	55,381.00	63,983.00	65,902.00	8,602.00	0.16
1-5-17500-5102 PT Wages	57,452.52	57,000.00	49,156.00	50,299.00	51,808.00	1,143.00	0.02
1-5-17500-5103 OT Wages	1,864.27	0.00	0.00	0.00	0.00	0.00	0.00
1-5-17500-5115 EHT	2,213.54	635.00	2,046.00	2,237.00	2,304.00	191.00	0.09
1-5-17500-5116 Source Deductions	7,841.38	2,235.00	6,682.00	7,406.00	7,628.00	724.00	0.11
1-5-17500-5118 WSIB	4,273.54	1,080.00	3,410.00	3,729.00	3,841.00	319.00	0.09
1-5-17500-5119 Manulife	8,543.24	0.00	8,696.00	5,531.00	5,697.00	-3,165.00	-0.36

Budget 2026 by Services



For Period Ending 31-Dec-2026

			A	B		(B-A)		
		ACTUAL 2024	BUDGET 2024	BUDGET 2025	PROVISIONAL 2026 BUDGET	PROVISIONAL 2027 BUDGET	VARIANCE	%
OPERATING								
1-5-17500-5121	OMERS	5,428.42	0.00	5,019.00	5,798.00	5,972.00	779.00	0.16
1-5-17500-5301	Ads,Publications & Subscriptions	3,583.94	5,000.00	5,000.00	4,000.00	4,080.00	-1,000.00	-0.20
1-5-17500-5302	Memberships	483.36	500.00	1,000.00	1,000.00	1,020.00	0.00	0.00
1-5-17500-5303	Training	201.48	1,000.00	1,500.00	2,000.00	2,040.00	500.00	0.33
1-5-17500-5304	Conferences / Mileage	3,267.65	2,000.00	2,000.00	3,000.00	3,060.00	1,000.00	0.50
1-5-17500-5306	Postage	95.04	100.00	100.00	750.00	765.00	650.00	6.50
1-5-17500-5309	Goods for Resale	46,348.80	56,000.00	56,000.00	56,000.00	57,120.00	0.00	0.00
1-5-17500-5317	Equipment repair & maintenance	2,305.60	1,000.00	1,000.00	1,000.00	1,020.00	0.00	0.00
1-5-17500-5318	Materials & Supplies	5,280.53	3,000.00	3,000.00	3,500.00	3,570.00	500.00	0.17
1-5-17500-5319	Small equipment purchases	1,370.80	1,500.00	1,500.00	1,500.00	1,530.00	0.00	0.00
1-5-17500-5320	Software services - SaaS	0.00	0.00	0.00	520.00	530.00	520.00	0.00
1-5-17500-5327	Cellular services	433.90	700.00	1,400.00	480.00	490.00	-920.00	-0.66
1-5-17500-5330	Internet	2,569.80	2,600.00	2,600.00	2,600.00	2,652.00	0.00	0.00
1-5-17500-5331	Hydro	4,907.14	4,500.00	5,077.00	6,076.00	6,198.00	999.00	0.20
1-5-17500-5332	Natural Gas	1,871.21	2,900.00	2,812.00	2,758.00	2,813.00	-54.00	-0.02
1-5-17500-5333	Water / Wastewater	1,661.78	1,000.00	1,600.00	700.00	714.00	-900.00	-0.56
1-5-17500-5400	Contracted Services	13,145.62	53,000.00	18,000.00	18,000.00	18,360.00	0.00	0.00
1-5-17500-5409	IT Services	3,705.11	1,100.00	1,100.00	1,180.00	1,204.00	80.00	0.07
1-5-17500-5502	Lease payments	1,684.23	850.00	850.00	1,200.00	1,224.00	350.00	0.41
1-5-17500-5503	Bank service charges	2,183.77	2,500.00	2,500.00	2,500.00	2,550.00	0.00	0.00
Total Visitor Centre		238,885.07	254,715.00	237,429.00	247,747.00	254,092.00	10,318.00	0.04
Total Vistor Centre		238,885.07	254,715.00	237,429.00	247,747.00	254,092.00	10,318.00	0.04
Tourism								
Tourism Ec Dev Recovery Fund								
1-5-18650-5101	FT Wages	10,556.06	12,615.00	0.00	0.00	0.00	0.00	0.00
1-5-18650-5115	EHT	216.07	245.00	0.00	0.00	0.00	0.00	0.00
1-5-18650-5116	Source Deductions	845.25	890.00	0.00	0.00	0.00	0.00	0.00
1-5-18650-5118	WSIB	418.69	420.00	0.00	0.00	0.00	0.00	0.00
1-5-18650-5119	Manulife	964.11	2,010.00	0.00	0.00	0.00	0.00	0.00
1-5-18650-5121	OMERS	997.04	1,135.00	0.00	0.00	0.00	0.00	0.00
1-5-18650-5400	Contracted Services	0.00	10,000.00	0.00	0.00	0.00	0.00	0.00
Total Tourism Ec Dev Recovery Fund		13,997.22	27,315.00	0.00	0.00	0.00	0.00	0.00
Digital Service Squad								
1-5-18685-5318	Materials & Supplies	174.60	0.00	0.00	0.00	0.00	0.00	0.00
Total Digital Service Squad		174.60	0.00	0.00	0.00	0.00	0.00	0.00
Total Tourism		14,171.82	27,315.00	0.00	0.00	0.00	0.00	0.00
MAT Admistration								
Municipal Accomodation Tax								
1-5-17000-5400	Contracted Services	15,000.00	15,000.00	15,000.00	13,825.00	14,402.00	-1,175.00	-0.08

Budget 2026 by Services




For Period Ending 31-Dec-2026

			A	B	(B-A)		
	ACTUAL 2024	BUDGET 2024	BUDGET 2025	PROVISIONAL 2026 BUDGET	PROVISIONAL 2027 BUDGET	VARIANCE	%
OPERATING							
1-5-17000-5410 Events transfer	40,000.00	40,000.00	40,000.00	50,000.00	50,000.00	10,000.00	0.25
1-5-17000-5431 Tourism Advisory Panel	101,924.98	190,000.00	190,000.00	166,175.00	173,598.00	-23,825.00	-0.13
1-5-17000-5600 Transfer to TIAP	170,000.00	170,000.00	170,000.00	170,000.00	170,000.00	0.00	0.00
1-5-17000-5901 Transfer to Reserves	21,437.51	0.00	0.00	0.00	0.00	0.00	0.00
Total Municipal Accomodation Tax	348,362.49	415,000.00	415,000.00	400,000.00	408,000.00	-15,000.00	-0.04
Total MAT Admistration	348,362.49	415,000.00	415,000.00	400,000.00	408,000.00	-15,000.00	-0.04
Arts, Culture & Hertiage Speci							
Arts, Culture & Hertiage Special Event							
1-5-17250-5101 FT Wages	40,461.00	34,760.00	65,118.00	74,491.00	76,726.00	9,373.00	0.14
1-5-17250-5102 PT Wages	0.00	40,000.00	0.00	0.00	0.00	0.00	0.00
1-5-17250-5115 EHT	792.71	0.00	1,279.00	1,463.00	1,507.00	184.00	0.14
1-5-17250-5116 Source Deductions	3,045.79	0.00	4,989.00	5,666.00	5,836.00	677.00	0.14
1-5-17250-5117 Other Benefits	14.00	0.00	0.00	0.00	0.00	0.00	0.00
1-5-17250-5118 WSIB	1,521.07	0.00	2,131.00	2,438.00	2,511.00	307.00	0.14
1-5-17250-5119 Manulife	2,806.54	0.00	6,904.00	7,508.00	7,733.00	604.00	0.09
1-5-17250-5121 OMERS	3,675.66	0.00	5,929.00	6,839.00	7,044.00	910.00	0.15
1-5-17250-5318 Materials & Supplies	18,469.53	0.00	10,000.00	18,000.00	18,360.00	8,000.00	0.80
1-5-17250-5319 Small equipment purchases	3,464.11	0.00	0.00	0.00	0.00	0.00	0.00
1-5-17250-5327 Cell Phone	237.53	0.00	0.00	0.00	0.00	0.00	0.00
1-5-17250-5400 Contracted Services	5,002.45	0.00	0.00	0.00	0.00	0.00	0.00
Total Arts, Culture & Hertiage Special	79,490.39	74,760.00	96,350.00	116,405.00	119,717.00	20,055.00	0.21
Total Arts, Culture & Hertiage Special	79,490.39	74,760.00	96,350.00	116,405.00	119,717.00	20,055.00	0.21
Forestry program							
Forestry Program							
1-5-06800-5101 FT Wages	31,210.54	40,000.00	0.00	0.00	0.00	0.00	0.00
1-5-06800-5115 EHT	608.61	0.00	0.00	0.00	0.00	0.00	0.00
1-5-06800-5116 Source Deductions	2,414.24	0.00	0.00	0.00	0.00	0.00	0.00
1-5-06800-5118 WSIB	1,179.81	0.00	0.00	0.00	0.00	0.00	0.00
1-5-06800-5121 OMERS	6,251.52	0.00	0.00	0.00	0.00	0.00	0.00
1-5-06800-5301 Ads,Publications & Subscriptions	337.82	0.00	0.00	0.00	0.00	0.00	0.00
1-5-06800-5317 Equipment repair & maintenance	2,289.60	0.00	0.00	0.00	0.00	0.00	0.00
1-5-06800-5318 Materials & Supplies	19,934.85	0.00	0.00	0.00	0.00	0.00	0.00
1-5-06800-5400 Contracted Services	48,785.30	0.00	0.00	0.00	0.00	0.00	0.00
Total Forestry Program	113,012.29	40,000.00	0.00	0.00	0.00	0.00	0.00
Total Forestry program	113,012.29	40,000.00	0.00	0.00	0.00	0.00	0.00
BIA							
BIA							
1-5-70000-4067 Special Projects	12,240.00	12,240.00	8,000.00	0.00	0.00	-8,000.00	-1.00

Budget 2026 by Services

For Period Ending 31-Dec-2026



			A	B		(B-A)		
		ACTUAL 2024	BUDGET 2024	BUDGET 2025	PROVISIONAL 2026 BUDGET	PROVISIONAL 2027 BUDGET	VARIANCE	%
OPERATING								
1-5-70000-5301	Ads,Publications & Subscriptions	0.00	6,000.00	4,500.00	800.00	800.00	-3,700.00	-0.82
1-5-70000-5302	Memberships	253.06	250.00	260.00	260.00	260.00	0.00	0.00
1-5-70000-5304	Conventions / KM / Travel	86.70	1,785.00	2,000.00	0.00	0.00	-2,000.00	-1.00
1-5-70000-5318	Materials & Supplies	1,124.50	0.00	0.00	480.00	480.00	480.00	0.00
1-5-70000-5319	Small equipment purchases	0.00	1,500.00	1,500.00	8,340.00	8,340.00	6,840.00	4.56
1-5-70000-5400	Contracted Services	3,561.60	4,500.00	12,000.00	23,200.00	23,200.00	11,200.00	0.93
1-5-70000-5401	Audit Services	1,200.00	1,200.00	1,200.00	1,800.00	1,800.00	600.00	0.50
1-5-70000-5431	Beautification	12,540.23	16,425.00	16,425.00	15,000.00	15,000.00	-1,425.00	-0.09
1-5-70000-5432	Events	26,064.07	28,500.00	31,185.00	16,987.50	16,987.50	-14,197.50	-0.46
1-5-70000-5504	Payment to Town	0.00	0.00	0.00	5,000.00	5,000.00	5,000.00	0.00
1-5-70000-5901	Transfer to Reserves	5,116.09	0.00	0.00	0.00	0.00	0.00	0.00
Total BIA		62,186.25	72,400.00	77,070.00	71,867.50	71,867.50	-5,202.50	-0.07
Total BIA		62,186.25	72,400.00	77,070.00	71,867.50	71,867.50	-5,202.50	-0.07
Total Planning & development		483,876.33	394,498.00	437,411.00	516,503.00	533,156.00	79,092.00	0.18
Total OPERATING		10,348,269.48	10,565,200.00	11,513,210.00	12,542,509.00	13,122,579.00	1,029,299.00	0.09



2026 Operating Budget by Category

Budget 2026 by Category



For Period Ending 31-Dec-2026

			A	B	(B-A)		
	ACTUAL 2024	BUDGET 2024	BUDGET 2025	PROVISIONAL 2026 BUDGET	PROVISIONAL 2027 BUDGET	VARIANCE	%
OPERATING							
REVENUE							
Taxation							
Supplemental & omitted assessment	-21,466.22	-25,000.00	-25,000.00	-25,000.00	-25,000.00	0.00	0.00
PILs	-272,962.16	-259,397.00	-272,962.00	-290,573.00	-290,573.00	-17,611.00	0.06
Total Taxation	-294,428.38	-284,397.00	-297,962.00	-315,573.00	-315,573.00	-17,611.00	0.06
Grants							
OMFP	-1,177,500.00	-1,177,500.00	-1,177,500.00	-1,281,900.00	-1,281,900.00	-104,400.00	0.09
Other Ontario grants	-1,386,472.61	-648,131.00	-399,595.00	-358,526.00	-369,515.00	41,069.00	-0.10
Other Federal grants	-755.95	-750.00	-758.00	-900.00	-918.00	-142.00	0.19
Total Grants	-2,564,728.56	-1,826,381.00	-1,577,853.00	-1,641,326.00	-1,652,333.00	-63,473.00	0.04
From other municipalities							
Other municipalities	-191,644.25	-220,855.00	-223,853.00	-218,410.00	-222,779.00	5,443.00	-0.02
Total From other municipalities	-191,644.25	-220,855.00	-223,853.00	-218,410.00	-222,779.00	5,443.00	-0.02
Casino revenues							
Casino Revenue	-961,005.00	-1,107,200.00	-1,200,000.00	-930,000.00	-930,000.00	270,000.00	-0.23
Total Casino revenues	-961,005.00	-1,107,200.00	-1,200,000.00	-930,000.00	-930,000.00	270,000.00	-0.23
Investment Income							
Investment income	-1,239,086.88	-595,530.00	-685,530.00	-941,669.00	-1,011,541.00	-256,139.00	0.37
Total Investment Income	-1,239,086.88	-595,530.00	-685,530.00	-941,669.00	-1,011,541.00	-256,139.00	0.37
User fees & other revenues							
General government	-81,052.46	-78,210.00	-71,600.00	-88,600.00	-88,880.00	-17,000.00	0.24
Protection to Persons & Property	-1,397,057.55	-888,743.00	-1,142,973.00	-1,137,893.00	-1,160,651.00	5,080.00	0.00
Transportation services	-128,822.68	-110,000.00	-100,000.00	-95,000.00	-96,900.00	5,000.00	-0.05
Environmental services	-242,377.08	-248,600.00	-248,600.00	-236,500.00	-240,000.00	12,100.00	-0.05
Water & Sewer services	-6,007,069.63	-5,630,945.00	-5,941,343.00	-6,202,842.00	-6,476,341.00	-261,499.00	0.04
Health services	-61,417.36	-44,300.00	-16,317.00	-17,127.00	-17,469.00	-810.00	0.05
Social & family services	-17,728.71	-15,150.00	-15,150.00	0.00	0.00	15,150.00	-1.00
Recreation & Cultural Services	-751,019.78	-768,680.00	-825,683.00	-943,847.00	-959,281.00	-118,164.00	0.14
Planning & Development	-527,830.42	-633,760.00	-593,070.00	-575,195.00	-602,415.50	17,875.00	-0.03
Total User fees & other revenues	-9,214,375.67	-8,418,388.00	-8,954,736.00	-9,297,004.00	-9,641,937.50	-342,268.00	0.04
Licenses & permits							
Licences	-83,096.56	-51,630.00	-76,325.00	-71,900.00	-73,338.00	4,425.00	-0.06
Permits	-966,294.14	-962,345.00	-1,030,980.00	-1,152,130.00	-1,172,188.00	-121,150.00	0.12
Total Licenses & permits	-1,049,390.70	-1,013,975.00	-1,107,305.00	-1,224,030.00	-1,245,526.00	-116,725.00	0.11
Penalties and interest							
Penalties & interest on taxes	-128,540.92	-102,400.00	-120,000.00	-124,000.00	-124,000.00	-4,000.00	0.03

Budget 2026 by Category




For Period Ending 31-Dec-2026

			A	B	(B-A)		
	ACTUAL 2024	BUDGET 2024	BUDGET 2025	PROVISIONAL 2026 BUDGET	PROVISIONAL 2027 BUDGET	VARIANCE	%
OPERATING							
Total Salaries wages & benefits	9,250,246.16	9,177,487.00	10,221,588.00	11,182,113.00	11,526,745.00	960,525.00	0.09
Utilities & Insurance							
Utilities	618,134.31	698,610.00	696,765.00	674,886.00	688,056.00	-21,879.00	-0.03
Insurance	418,545.44	422,303.00	546,528.00	514,835.00	525,130.00	-31,693.00	-0.06
Telephone	59,984.45	51,345.00	56,270.00	52,840.00	53,898.00	-3,430.00	-0.06
Internet	59,621.11	75,010.00	82,266.00	76,532.00	78,063.00	-5,734.00	-0.07
Total Utilities & Insurance	1,156,285.31	1,247,268.00	1,381,829.00	1,319,093.00	1,345,147.00	-62,736.00	-0.05
Contracted services							
MPAC	71,390.80	73,380.00	73,380.00	74,850.00	76,347.00	1,470.00	0.02
Audit	47,491.68	45,660.00	46,716.00	57,660.00	58,777.00	10,944.00	0.23
Legal	53,635.28	68,300.00	88,300.00	230,300.00	234,906.00	142,000.00	1.61
Engineering & other services	1,989,104.49	1,597,127.00	1,677,043.00	1,786,359.00	1,798,754.00	109,316.00	0.07
IT contracted services	259,836.01	216,880.00	244,980.00	305,715.00	311,830.00	60,735.00	0.25
IT software as services	136,298.88	30,740.00	40,923.00	167,770.00	171,125.00	126,847.00	3.10
Total Contracted services	2,557,757.14	2,032,087.00	2,171,342.00	2,622,654.00	2,651,739.00	451,312.00	0.21
Materials & other expenditures							
Administrative	245,051.23	274,620.00	303,304.00	171,672.00	174,969.00	-131,632.00	-0.43
Meetings & conferences	199,641.55	223,235.00	215,670.00	271,920.00	277,317.00	56,250.00	0.26
Program expenditures	1,745,400.80	1,717,905.00	1,765,217.00	1,845,000.00	1,928,946.00	79,783.00	0.05
Equipment	411,683.20	349,980.00	340,662.00	385,550.00	392,974.00	44,888.00	0.13
Supplies	875,111.03	658,746.00	625,198.00	664,795.00	681,423.00	39,597.00	0.06
Materials	202,504.01	170,710.00	171,330.00	137,000.00	139,740.00	-34,330.00	-0.20
Committees	142,089.28	241,925.00	244,610.00	207,662.50	215,275.50	-36,947.50	-0.15
Fuel	2,395.19	5,850.00	5,850.00	5,200.00	5,304.00	-650.00	-0.11
Community Grants	81,366.46	85,000.00	85,000.00	46,500.00	46,500.00	-38,500.00	-0.45
Property rentals	246,374.73	236,890.00	270,750.00	268,556.00	273,688.00	-2,194.00	-0.01
Taxation	28,672.74	47,500.00	47,500.00	47,500.00	47,500.00	0.00	0.00
Maintenances	291,469.86	294,670.00	328,695.00	293,610.00	301,083.00	-35,085.00	-0.11
Total Materials & other expenditures	4,471,760.08	4,307,031.00	4,403,786.00	4,344,965.50	4,484,719.50	-58,820.50	-0.01
Financial expenses							
Principal on Long-term debt	362,956.26	362,238.00	416,005.00	558,537.00	687,295.00	142,532.00	0.34
Interest on Long-term debt	170,137.36	178,159.00	195,830.00	406,297.00	636,223.00	210,467.00	1.07
Total Financial expenses	533,093.62	540,397.00	611,835.00	964,834.00	1,323,518.00	352,999.00	0.58
Transfer to other funds							
Transfer to reserves	2,498,718.27	2,120,358.00	2,242,964.00	2,132,018.00	2,189,250.00	-110,946.00	-0.05
Transfer to reserve funds	6,161,060.91	5,356,328.00	5,463,454.00	5,561,471.00	5,614,506.00	98,017.00	0.02
Total Transfer to other funds	8,659,779.18	7,476,686.00	7,706,418.00	7,693,489.00	7,803,756.00	-12,929.00	0.00

Budget 2026 by Category

For Period Ending 31-Dec-2026



	A		B		(B-A)		
	ACTUAL 2024	BUDGET 2024	BUDGET 2025	PROVISIONAL 2026 BUDGET	PROVISIONAL 2027 BUDGET	VARIANCE	%
OPERATING							
Total EXPENDITURE	26,628,921.49	24,780,956.00	26,496,798.00	28,127,148.50	29,135,624.50	1,630,350.50	0.06
Total OPERATING	10,348,269.48	10,565,200.00	11,513,210.00	12,542,509.00	13,122,579.00	1,029,299.00	0.09



2026 Operating Budget - Utility

Budget 2026 Utility

For Period Ending 31-Dec-2026



	A	B	(B-A)				
	ACTUAL 2024	BUDGET 2024	BUDGET 2025	PROVISIONAL 2026 BUDGET	PROVISIONAL 2027 BUDGET	VARIANCE	%
OPERATING							
REVENUE							
Wastewater base fees							
Base charges	-1,617,814.09	-1,426,010.00	-1,472,265.00	-2,349,800.00	-2,349,800.00	-877,535.00	0.60
Total Wastewater base fees	-1,617,814.09	-1,426,010.00	-1,472,265.00	-2,349,800.00	-2,349,800.00	-877,535.00	0.60
Wastewater metered fees							
Metered charges	-926,302.43	-978,310.00	-1,104,998.00	-1,176,987.00	-1,447,694.00	-71,989.00	0.07
Total Wastewater metered fees	-926,302.43	-978,310.00	-1,104,998.00	-1,176,987.00	-1,447,694.00	-71,989.00	0.07
Wastewater Penalties & other fees							
Penalties	-43,066.17	-17,440.00	-17,440.00	-17,440.00	-17,440.00	0.00	0.00
Other fees	-398,453.24	-153,880.00	-153,880.00	-153,880.00	-174,880.00	0.00	0.00
Total Wastewater Penalties & other fe	-441,519.41	-171,320.00	-171,320.00	-171,320.00	-192,320.00	0.00	0.00
Water base fees							
Base charges	-2,349,840.44	-2,070,515.00	-2,072,445.00	-1,620,000.00	-1,620,000.00	452,445.00	-0.22
Total Water base fees	-2,349,840.44	-2,070,515.00	-2,072,445.00	-1,620,000.00	-1,620,000.00	452,445.00	-0.22
Water metered fees							
Metered charges	-956,974.14	-1,026,355.00	-1,161,880.00	-926,300.00	-926,300.00	235,580.00	-0.20
Total Water metered fees	-956,974.14	-1,026,355.00	-1,161,880.00	-926,300.00	-926,300.00	235,580.00	-0.20
Water Penalties & other fees							
Penalties	0.00	-17,440.00	-17,440.00	-17,440.00	-17,700.00	0.00	0.00
Other	-292,787.71	-138,490.00	-138,490.00	-141,799.00	-178,244.00	-3,309.00	0.02
Total Water Penalties & other fees	-292,787.71	-155,930.00	-155,930.00	-159,239.00	-195,944.00	-3,309.00	0.02
Total REVENUE	-6,585,238.22	-5,828,440.00	-6,138,838.00	-6,403,646.00	-6,732,058.00	-264,808.00	0.04
EXPENDITURE							
Salaries & wages							
Wastewater Salaries & benefits	557,691.99	571,780.00	610,823.00	657,796.00	677,529.00	46,973.00	0.08
Water Salaries & benefits	583,290.66	585,310.00	640,537.00	658,696.00	678,457.00	18,159.00	0.03
Total Salaries & wages	1,140,982.65	1,157,090.00	1,251,360.00	1,316,492.00	1,355,986.00	65,132.00	0.05
Utilities							
Wastewater Utilities	54,730.44	72,785.00	74,521.00	65,816.00	67,132.00	-8,705.00	-0.12
Water Utilities	88,608.36	105,080.00	103,489.00	98,557.00	100,528.00	-4,932.00	-0.05
Total Utilities	143,338.80	177,865.00	178,010.00	164,373.00	167,660.00	-13,637.00	-0.08
Maintenance, supplies & repairs							
Wastewater maintenance & supplies	25,183.39	12,400.00	12,600.00	11,700.00	11,934.00	-900.00	-0.07
Water Maintenance & supplies	35,399.09	48,870.00	48,870.00	50,770.00	51,785.00	1,900.00	0.04



2026 Operating Budget - Police

Budget 2026 Police


For Period Ending 31-Dec-2026



	A		B		(B-A)		
	ACTUAL 2024	BUDGET 2024	BUDGET 2025	PROVISIONAL 2026 BUDGET	PROVISIONAL 2027 BUDGET	VARIANCE	%
OPERATING							
REVENUE							
Ontario Grants							
Operations	-496,113.80	-309,789.00	-222,823.00	-232,801.00	-241,680.00	-9,978.00	0.04
Court Security	-52,828.00	-71,638.00	-62,233.00	-75,964.00	-77,483.00	-13,731.00	0.22
Community	-216,804.60	-171,651.00	-54,764.00	-23,464.00	-23,933.00	31,300.00	-0.57
Total Ontario Grants	-765,746.40	-553,078.00	-339,820.00	-332,229.00	-343,096.00	7,591.00	-0.02
Other Municipalities							
Operations	-20,000.00	-40,000.00	-40,000.00	-40,000.00	-40,800.00	0.00	0.00
Total Other Municipalities	-20,000.00	-40,000.00	-40,000.00	-40,000.00	-40,800.00	0.00	0.00
Investigative Services Revenue							
Investigative	-993,549.50	-685,000.00	-850,000.00	-900,000.00	-918,000.00	-50,000.00	0.06
Total Investigative Services Revenue	-993,549.50	-685,000.00	-850,000.00	-900,000.00	-918,000.00	-50,000.00	0.06
Rentals, Donations, & Other							
Rental Income	-7,200.00	-7,200.00	-7,200.00	-7,200.00	-7,344.00	0.00	0.00
Operations	-82,078.32	-10,000.00	-85,500.00	-10,000.00	-10,200.00	75,500.00	-0.88
Total Rentals, Donations, & Other	-89,278.32	-17,200.00	-92,700.00	-17,200.00	-17,544.00	75,500.00	-0.81
Total REVENUE	-1,868,574.22	-1,295,278.00	-1,322,520.00	-1,289,429.00	-1,319,440.00	33,091.00	-0.03
EXPENDITURE							
Salaries & Wages							
Operations	2,329,996.77	2,177,457.00	2,367,020.00	2,488,927.00	2,538,706.00	121,907.00	0.05
Investigative services	230,496.09	239,203.00	276,694.00	283,086.00	288,749.00	6,392.00	0.02
Dispatch/Communications	668,011.90	629,775.00	638,890.00	657,448.00	670,597.00	18,558.00	0.03
Court Security	72,621.53	48,404.00	96,362.00	89,675.00	91,468.00	-6,687.00	-0.07
Community	24,656.14	25,832.00	23,660.00	23,464.00	23,933.00	-196.00	-0.01
Administrative	345,424.71	385,186.00	452,691.00	417,140.00	429,622.00	-35,551.00	-0.08
Board	11,721.97	6,615.00	16,850.00	16,500.00	16,830.00	-350.00	-0.02
Total Salaries & Wages	3,682,929.11	3,512,472.00	3,872,167.00	3,976,240.00	4,059,905.00	104,073.00	0.03
Material & Supplies							
Operations	334,379.74	197,946.00	170,788.00	167,333.00	174,902.00	-3,455.00	-0.02
Investigative	746.21	1,000.00	1,000.00	1,000.00	1,020.00	0.00	0.00
Community	102,095.86	114,460.00	6,554.00	340.00	347.00	-6,214.00	-0.95
Administrative	661.72	2,750.00	2,750.00	2,750.00	2,805.00	0.00	0.00
Total Material & Supplies	437,883.53	316,156.00	181,092.00	171,423.00	179,074.00	-9,669.00	-0.05
Other operating expenses							
Administrative	64,039.31	119,500.00	93,200.00	106,500.00	108,630.00	13,300.00	0.14
Insurance	28,674.77	28,360.00	39,417.00	41,881.00	42,719.00	2,464.00	0.06

Budget 2026 Police

For Period Ending 31-Dec-2026



			A	B	(B-A)		
	ACTUAL 2024	BUDGET 2024	BUDGET 2025	PROVISIONAL 2026 BUDGET	PROVISIONAL 2027 BUDGET	VARIANCE	%
OPERATING							
Audit	4,500.00	4,500.00	4,500.00	4,500.00	4,590.00	0.00	0.00
Legal	2,996.21	3,800.00	8,800.00	8,800.00	8,976.00	0.00	0.00
Telephone & Internet	129,881.37	145,000.00	155,000.00	190,000.00	193,800.00	35,000.00	0.23
Contracted	37,821.07	37,400.00	44,900.00	32,464.00	33,113.00	-12,436.00	-0.28
Fleet	49,344.02	59,000.00	59,000.00	59,000.00	60,180.00	0.00	0.00
Total Other operating expenses	317,256.75	397,560.00	404,817.00	443,145.00	452,008.00	38,328.00	0.09
Transfers to reserves							
Operations	93,750.00	93,750.00	104,750.00	105,000.00	107,100.00	250.00	0.00
Total Transfers to reserves	93,750.00	93,750.00	104,750.00	105,000.00	107,100.00	250.00	0.00
Total EXPENDITURE	4,531,819.39	4,319,938.00	4,562,826.00	4,695,808.00	4,798,087.00	132,982.00	0.03
Total OPERATING	2,663,245.17	3,024,660.00	3,240,306.00	3,406,379.00	3,478,647.00	166,073.00	0.05



2026 Capital Budget 2026-2035

Capital Budgets 2026-2035

Capital Expenditures

	2026	2027	2028	2029	2030	2031	2032	2033	2034	2035	Ten Years
General government	\$104,118	\$635,188	\$414,331	\$637,478	\$608,725	\$378,999	\$707,892	\$580,947	\$424,540	\$556,202	\$5,048,420
Protective services	\$193,434	\$294,400	\$264,400	\$243,200	\$1,001,554	\$80,000	\$191,800	\$186,340	\$171,500	\$166,500	\$2,793,128
Transportation services	\$4,763,600	\$4,489,400	\$7,132,100	\$1,639,000	\$2,251,800	\$1,544,800	\$1,977,200	\$1,176,800	\$2,039,800	\$2,407,370	\$29,421,870
Environmental services	\$12,712,270	\$11,096,900	\$2,296,150	\$2,134,350	\$2,012,460	\$594,150	\$2,757,570	\$586,500	\$2,505,800	\$220,000	\$36,916,150
Recreational services	\$714,512	\$385,054	\$246,368	\$814,397	\$233,035	\$404,332	\$208,243	\$123,520	\$187,446	\$180,981	\$3,497,888
Total	\$18,487,934	\$16,900,943	\$10,353,349	\$5,468,425	\$6,107,575	\$3,002,280	\$5,842,705	\$2,654,107	\$5,329,086	\$3,531,052	\$77,677,456

Funding

Fire Capital Reserve	\$88,434	\$173,400	\$173,400	\$163,200	\$221,554	\$0	\$91,800	\$93,840	\$76,500	\$76,500	\$1,158,628
Police Capital Reserve	\$80,000	\$96,000	\$66,000	\$55,000	\$60,000	\$55,000	\$75,000	\$67,500	\$70,000	\$65,000	\$689,500
NG 911 Reserve	\$25,000	\$25,000	\$25,000	\$25,000	\$720,000	\$25,000	\$25,000	\$25,000	\$25,000	\$25,000	\$945,000
Susan Push Reserve	\$5,000	\$0	\$0	\$0	\$0	\$0	\$0	\$0	\$0	\$0	\$5,000
Wastewater Reserve Fund	\$5,822,284	\$8,698,252	\$2,004,300	\$1,943,100	\$1,074,060	\$255,000	\$1,783,470	\$186,150	\$1,306,620	\$119,000	\$23,192,236
Water Reserve Fund	\$3,256,300	\$1,532,850	\$291,850	\$191,250	\$938,400	\$339,150	\$974,100	\$400,350	\$1,199,180	\$101,000	\$9,224,430
Capital Reserve Fund	\$3,433,857	\$3,580,644	\$6,063,687	\$911,033	\$1,291,081	\$354,354	\$1,115,648	\$188,303	\$935,696	\$1,484,127	\$19,358,430
Casino Infrastructure Fund	\$649,355	\$649,355	\$649,355	\$649,355	\$649,355	\$649,355	\$649,355	\$649,355	\$649,355	\$649,355	\$6,493,550
Marina Capital Reserve	\$0	\$80,788	\$101,100	\$503,115	\$108,738	\$17,953	\$0	\$47,230	\$5,347	\$1,881	\$866,152
Arena Capital Reserve	\$588,032	\$278,766	\$58,568	\$107,282	\$124,297	\$386,379	\$208,243	\$76,290	\$141,299	\$89,100	\$2,058,256
OCIF Funds	\$553,398	\$553,398	\$553,398	\$553,398	\$553,398	\$553,398	\$553,398	\$553,398	\$553,398	\$553,398	\$5,533,980
Canada Community Build Fund	\$352,588	\$366,691	\$366,691	\$366,691	\$366,691	\$366,691	\$366,691	\$366,691	\$366,691	\$366,691	\$3,652,810
HEWSF Fund	\$3,633,686	\$865,798	\$0	\$0	\$0	\$0	\$0	\$0	\$0	\$0	\$4,499,484
Total	\$18,487,934	\$16,900,943	\$10,353,349	\$5,468,425	\$6,107,575	\$3,002,280	\$5,842,705	\$2,654,107	\$5,329,086	\$3,531,052	\$77,677,456

	Annual Debt Repayment Limit									
	2026	2027	2028	2029	2030	2031	2032	2033	2034	2035
Revenues (estimated)	\$14,948,614	\$15,383,018	\$15,690,678	\$16,004,492	\$16,324,582	\$16,651,073	\$16,984,095	\$17,323,777	\$17,670,252	\$18,023,657
Taxation (estimated)	\$12,483,139	\$13,023,389	\$13,283,857	\$13,549,534	\$13,820,525	\$14,096,935	\$14,378,874	\$14,666,451	\$14,959,780	\$15,258,976
Total Revenue	\$27,431,753	\$28,406,407	\$28,974,535	\$29,554,026	\$30,145,106	\$30,748,008	\$31,362,969	\$31,990,228	\$32,630,033	\$33,282,633
Less										
OMPF	(\$1,281,900)	(\$1,281,900)	(\$1,281,900)	(\$1,281,900)	(\$1,281,900)	(\$1,281,900)	(\$1,281,900)	(\$1,281,900)	(\$1,281,900)	(\$1,281,900)
OCIF	(\$614,887)	(\$553,398)	(\$553,398)	(\$553,398)	(\$553,398)	(\$553,398)	(\$553,398)	(\$553,398)	(\$553,398)	(\$553,398)
CCBF	(\$352,588)	(\$352,588)	(\$366,691)	(\$366,691)	(\$366,691)	(\$366,691)	(\$366,691)	(\$366,691)	(\$366,691)	(\$366,691)
HEWSF	(\$3,633,686)	(\$865,798)	\$0	\$0	\$0	\$0	\$0	\$0	\$0	\$0
Other Ontario grants	(\$358,526)	(\$365,697)	(\$373,010)	(\$380,471)	(\$388,080)	(\$395,842)	(\$403,759)	(\$411,834)	(\$420,070)	(\$428,472)
Other Federal grants	(\$900)	(\$918)	(\$936)	(\$955)	(\$974)	(\$994)	(\$1,014)	(\$1,034)	(\$1,054)	(\$1,076)
Revenue from other Municipalities	(\$218,410)	(\$222,779)	(\$227,235)	(\$231,779)	(\$236,415)	(\$241,143)	(\$245,966)	(\$250,885)	(\$255,903)	(\$261,021)
Subtotal	\$20,970,856	\$24,763,330	\$26,171,365	\$26,738,831	\$27,317,648	\$27,908,041	\$28,510,241	\$29,124,486	\$29,751,015	\$30,390,075
25% Net Revenue	\$5,242,714	\$6,190,832	\$6,542,841	\$6,684,708	\$6,829,412	\$6,977,010	\$7,127,560	\$7,281,121	\$7,437,754	\$7,597,519
Less existing Debts charges										
Principal	(\$651,493)	(\$615,729)	(\$579,972)	(\$579,972)	(\$579,972)	(\$579,972)	(\$579,972)	(\$579,972)	(\$579,972)	(\$579,971)
Interest	(\$449,758)	(\$429,348)	(\$408,048)	(\$422,544)	(\$437,557)	(\$453,108)	(\$469,215)	(\$485,898)	(\$503,178)	(\$521,077)
Less new debt Fire \$2,100,000 - 20yrs										
Principal	(\$15,997)	(\$65,880)	(\$69,018)	(\$72,305)	(\$75,749)	(\$79,357)	(\$83,136)	(\$87,096)	(\$91,244)	(\$95,590)
Interest	(\$24,570)	(\$96,386)	(\$93,249)	(\$89,961)	(\$86,518)	(\$82,910)	(\$79,130)	(\$75,171)	(\$71,023)	(\$66,677)
Less new debt Wastewater \$7,500,000 - 25 yrs										
Principal	(\$80,814)	(\$167,317)	(\$175,199)	(\$183,453)	(\$192,095)	(\$201,145)	(\$210,621)	(\$220,543)	(\$230,993)	(\$241,812)
Interest	(\$173,160)	(\$340,631)	(\$332,749)	(\$324,495)	(\$315,853)	(\$306,803)	(\$297,327)	(\$287,405)	(\$277,015)	(\$266,136)
Less new debt Arena Lift - \$300,000 - 10 yrs										
Principal	(\$11,967)	(\$24,770)	(\$25,929)	(\$27,143)	(\$28,413)	(\$29,743)	(\$31,135)	(\$32,592)	(\$34,117)	(\$35,714)
Interest	(\$6,832)	(\$12,826)	(\$11,667)	(\$10,454)	(\$9,183)	(\$7,854)	(\$6,462)	(\$5,005)	(\$3,479)	(\$1,883)
Estimated Annual Repayment Limit	\$3,846,922	\$4,475,541	\$4,884,607	\$5,011,977	\$5,141,668	\$5,273,716	\$5,408,159	\$5,545,037	\$5,684,329	\$5,826,256

Capital Budgets 2026-2035

		2026	2027	2028	2029	2030	2031	2032	2033	2034	2035	Ten Years
Arena Capital Projects												
Arena HVAC (D30) Renewals	252012	\$67,000	\$20,375	\$0	\$0	\$42,000	\$3,892	\$1,985	\$0	\$0	\$45,000	\$180,252
Arena Electrical / Lighting Renewals - Building	252014	\$99,623	\$0	\$4,768	\$84,953	\$0	\$1,297	\$132,326	\$0	\$0	\$0	\$322,967
Arena Plumbing Renewals - Building	252015	\$26,967	\$20,487	\$0	\$0	\$0	\$1,297	\$0	\$4,290	\$52,315	\$0	\$105,356
Arena Interior Renewals - Building	252018	\$88,317	\$182,500	\$43,600	\$13,242	\$10,000	\$10,000	\$10,000	\$72,000	\$27,512	\$13,500	\$470,671
Arena Elevator Replacement - Building	252021	\$255,000	\$0	\$0	\$0	\$0	\$0	\$0	\$0	\$0	\$0	\$255,000
Arena Overhead Netting Replacement - Building	252022	\$29,375	\$0	\$0	\$0	\$0	\$0	\$0	\$0	\$0	\$0	\$29,375
Arena Exterior Painting Renewals - Building	252023	\$0	\$51,000	\$0	\$0	\$0	\$0	\$0	\$0	\$0	\$0	\$51,000
Arena Parking Lot & Sidewalk Renewals - Building	252025	\$0	\$0	\$0	\$0	\$0	\$0	\$0	\$0	\$25,500	\$30,600	\$56,100
Arena Exterior Door Control Upgrades - Building	252026	\$0	\$0	\$10,200	\$0	\$0	\$0	\$0	\$0	\$0	\$0	\$10,200
Arena Canteen & Kitchen Appliance Renewals - Building	252027	\$0	\$0	\$0	\$0	\$65,000	\$0	\$0	\$0	\$0	\$0	\$65,000
Arena Outdoor Digital Sign Renewals - Building	252028	\$0	\$0	\$0	\$0	\$0	\$0	\$0	\$0	\$15,300	\$0	\$15,300
Arena Shell (B) Renewals	262001	\$10,000	\$4,405	\$0	\$4,723	\$7,297	\$0	\$55,000	\$0	\$13,172	\$0	\$94,597
Arena Fire, Security, Safety & Emergency Lighting (D40, D50 & F20) Renewals	262002	\$11,750	\$0	\$0	\$4,364	\$0	\$0	\$8,932	\$0	\$0	\$0	\$25,046
Arena Outdoor Site (G20) Renewals	262003	\$0	\$0	\$0	\$0	\$0	\$3,892	\$0	\$0	\$7,500	\$0	\$11,392
Arena Storage Garage Project (Facility Expansion)	262004	\$0	\$0	\$0	\$0	\$0	\$366,000	\$0	\$0	\$0	\$0	\$366,000
Subtotal Arena Capital Projects	15	\$ 588,032	\$ 278,766	\$ 58,568	\$ 107,282	\$ 124,297	\$ 386,379	\$ 208,243	\$ 76,290	\$ 141,299	\$ 89,100	\$ 2,058,256
Recreation Fleet Replacement												
Recreation Fleet Unit 302 Renewal (3/4 Ton Truck) - Vehicle	252001	\$0	\$0	\$0	\$0	\$0	\$0	\$0	\$0	\$0	\$90,000	\$90,000
Recreation Fleet Unit 301 Renewal (1/2 Ton Truck) - Vehicle	252002	\$86,700	\$0	\$0	\$0	\$0	\$0	\$0	\$0	\$0	\$0	\$86,700
Recreation Fleet Unit 303 Renewal (1/2 Ton Truck) - Vehicle	252003	\$0	\$0	\$86,700	\$0	\$0	\$0	\$0	\$0	\$0	\$0	\$86,700
Recreation Fleet Unit 311 Renewal (Ride On Mower) - Equipment	252005	\$32,640	\$0	\$0	\$0	\$0	\$0	\$0	\$0	\$0	\$0	\$32,640
Recreation Ice Edger Renewal	252006	\$7,140	\$0	\$0	\$0	\$0	\$0	\$0	\$0	\$0	\$0	\$7,140
Recreation Fleet 316 Renewal (Side by Side) - Equipment	252008	\$0	\$25,500	\$0	\$0	\$0	\$0	\$0	\$0	\$0	\$0	\$25,500
Recreation Zamboni Renewal (Unit 314)	252009	\$0	\$0	\$0	\$204,000	\$0	\$0	\$0	\$0	\$0	\$0	\$204,000
Recreation Fleet Unit 313 Renewal (Utility Tractor/Mower) - Equipment	252010	\$0	\$0	\$0	\$0	\$0	\$0	\$0	\$0	\$40,800	\$0	\$40,800
Subtotal Recreational Fleet Capital Replacements	8	\$ 126,480	\$ 25,500	\$ 86,700	\$ 204,000	\$ -	\$ -	\$ -	\$ -	\$ 40,800	\$ 90,000	\$ 573,480
Marina Capital Projects												
Marina Floating Dock Replacements - Docks	251002	\$0	\$0	\$0	\$495,465	\$97,553	\$0	\$0	\$0	\$0	\$0	\$593,018
Marina Main Bldg Hot Water Tank Replacement - Building	251005	\$0	\$14,000	\$0	\$0	\$0	\$0	\$0	\$0	\$0	\$0	\$14,000
Marina Sea-Doo Docks Addition - Docks	251008	\$0	\$0	\$71,400	\$0	\$0	\$0	\$0	\$0	\$0	\$0	\$71,400
Marina Sump Pump Replacement - Building	251009	\$0	\$0	\$0	\$7,650	\$0	\$0	\$0	\$0	\$0	\$0	\$7,650
Marina Main Bldg Electrical Renewals - Building	251010	\$0	\$0	\$0	\$0	\$0	\$13,320	\$0	\$10,500	\$2,274	\$0	\$26,094
Marina Main Building Shell (B) Renewals	261001	\$0	\$2,000	\$29,700	\$0	\$0	\$0	\$0	\$36,730	\$0	\$0	\$68,430
Marina Main Building Interior (C) Renewals	261002	\$0	\$24,538	\$0	\$0	\$0	\$0	\$0	\$0	\$0	\$0	\$24,538
Marina Main Building Exterior Site (G) Renewals	261003	\$0	\$35,208	\$0	\$0	\$2,839	\$4,633	\$0	\$0	\$3,073	\$1,881	\$47,634



Capital Budgets 2026-2035

	2026	2027	2028	2029	2030	2031	2032	2033	2034	2035	Ten Years	
Marina Satellite Building Interior (C) Renewals	261004	\$0	\$5,042	\$0	\$0	\$8,346	\$0	\$0		\$0	\$13,388	
Subtotal Marina Capital Projects	9	\$ -	\$ 80,788	\$ 101,100	\$ 503,115	\$ 108,738	\$ 17,953	\$ -	\$ 47,230	\$ 5,347	\$ 1,881	\$ 866,152

Fire Capital Projects

Fire Fleet Truck 3 (1/2 Ton Pickup) Renewal - Vehicle	253001						\$91,800				\$91,800	
Fire Fleet Rescue 5 (3/4 Ton Pickup) Renewal - Vehicle	253002	\$88,434						\$93,840			\$182,274	
Fire Fleet Marine 6 (Boat) Renewal - Vehicle	253003			\$173,400							\$173,400	
Fire Fleet Truck 1 (1/2 Ton Pickup) Renewal - Vehicle	253004				\$86,700						\$86,700	
Fire Extrication Tool Renewals - Equipment	253005								\$76,500		\$76,500	
Fire Air Supply Equipment Renewals - Equipment	253006				\$76,500	\$221,554				\$76,500	\$374,554	
Fire Communications Renewals - Equipment	253007		\$173,400								\$173,400	
Subtotal Fire Capital Projects	7	\$ 88,434	\$ 173,400	\$ 173,400	\$ 163,200	\$ 221,554	\$ -	\$ 91,800	\$ 93,840	\$ 76,500	\$ 76,500	\$ 1,158,628

Police Capital Projects

Police Fleet Unit 1752 (Patrol Unit) - Payment #2 - Vehicle	254001	\$0	\$0	\$0	\$0	\$45,000	\$25,000	\$0	\$0	\$0	\$0	\$70,000
Police IT Renewals - Dispatch Equipment	254002	\$5,000	\$5,000	\$5,000	\$15,000	\$5,000	\$15,000	\$5,000	\$5,000	\$5,000	\$5,000	\$70,000
Police Protect Vest Renewals - Body Armour	254004	\$5,000	\$0	\$0	\$0	\$5,000	\$10,000	\$0	\$0	\$0	\$10,000	\$30,000
Police Intoxilyzer Renewal - Equipment	254005	\$0	\$0	\$0	\$0	\$0	\$0	\$0	\$12,500	\$0	\$0	\$12,500
Police Fleet Unit 1751 (Patrol Unit) - Vehicle	254006	\$35,000	\$35,000	\$0	\$0	\$0	\$0	\$45,000	\$25,000	\$0	\$0	\$140,000
Police Fleet Unit 1753 (Patrol Unit) - Vehicle	254007	\$0	\$0	\$45,000	\$25,000	\$0	\$0	\$0	\$0	\$45,000	\$25,000	\$140,000
Police Fleet Unit 1754 Court/Course	254008	\$0	\$0	\$0	\$15,000	\$0	\$0	\$0	\$0	\$15,000	\$0	\$30,000
Police server upgrades (OPTIC)	254009	\$0	\$11,000	\$11,000	\$0	\$0	\$0	\$0	\$25,000	\$0	\$0	\$47,000
Police CEW (Tasers)	254010	\$0	\$20,000	\$0	\$0	\$0	\$0	\$20,000	\$0	\$0	\$0	\$40,000
Police rapid deployment - Hard Armour	254011	\$5,000	\$0	\$0	\$0	\$0	\$5,000	\$0	\$0	\$0	\$0	\$10,000
Police Speed detection devices - in vehicle & static	254012	\$5,000	\$0	\$5,000	\$0	\$5,000	\$0	\$5,000	\$0	\$5,000	\$0	\$25,000
Police Portable Radio Project	254013	\$25,000	\$25,000	\$0	\$0	\$0	\$0	\$0	\$0	\$0	\$25,000	\$75,000
Subtotal Police Capital Projects	12	\$80,000	\$96,000	\$66,000	\$55,000	\$60,000	\$55,000	\$75,000	\$67,500	\$70,000	\$65,000	\$689,500

Wastewater Capital Projects

EEPS Upgrade Project (Chemical Building/Storage, 2nd Wet Well) - Sanitary Sewer Network	250029	\$975,000										\$975,000
EEPS Pump Renewals - Sanitary Sewer Network	250030						\$66,300		\$66,300			\$132,600
Lagoon Forcemain Twinning Project - Sanitary Sewer Network	250031	\$1,000,000	\$8,500,000									\$9,500,000
Lagoon Cell #1 Influent / Bypass Chamber Renewal - Sanitary Sewer Network	250032	\$902,000										\$902,000
Lagoon Cell #2 Berm Rehabilitation - Sanitary Sewer Network	250033		\$153,000	\$1,774,800								\$1,927,800
Lagoon Cell #3 Berm Rehabilitation - Sanitary Sewer Network	250034			\$153,000	\$1,866,600							\$2,019,600
Lagoon Sludge Removal - Sanitary Sewer Network	250035	\$3,222,500	\$15,300			\$433,500		\$969,000		\$510,000		\$5,150,300
WWC Arthur St (Charles St S to Deadend E of William St S) Sewermain Replacement - Sanitary Sewer Network	250037	\$812,120										\$812,120
WWC Birch St (King St W to Second St) Sewermain Replacement - Sanitary Sewer Network	250038	\$50,000	\$730,000									\$780,000



Capital Budgets 2026-2035

	2026	2027	2028	2029	2030	2031	2032	2033	2034	2035	Ten Years	
WWC Wellington St (Stone St S to Charles St S) Sewermain Replacement - Sanitary Sewer Network				\$51,000	\$579,360						\$630,360	
WWC Wellington St (Charles St S to William St S) Sewermain Replacement - Sanitary Sewer Network						\$51,000	\$771,120				\$822,120	
WWC Tanner St / First St (King St W to River St) Sewermain Replacement - Sanitary Sewer Network								\$51,000	\$771,120		\$822,120	
WWC Service Lateral Relining & Replacement / Manhole Reurbishment Program - Sanitary Sewer Network	\$25,500	\$25,500	\$25,500	\$25,500	\$25,500	\$25,500	\$25,500	\$25,500	\$25,500	\$25,500	\$255,000	
WWC Water Street PS#2 Pump Renewals - Sanitary Sewer Network	\$15,300		\$15,300								\$30,600	
WWC Main Street PS#3 Pump Renewals - Sanitary Sewer Network			\$35,700		\$35,700						\$71,400	
WWC SSPS Controls Renewal - Sanitary Sewer Network						\$51,000					\$51,000	
WWC SSPS Pump Renewals - Sanitary Sewer Network	\$17,850					\$17,850	\$17,850				\$53,550	
WWC Manhole #18 Renewals - Sanitary Sewer Network	\$35,700	\$96,900									\$132,600	
PW Utilities Fleet Renewal (Mobile #4) - Sanitary Sewer Network										\$43,500	\$43,500	
PW Utilities Fleet Renewal (Mobile #1) - Sanitary Sewer Network		\$43,350									\$43,350	
PW Utilities Fleet Renewal (Mobile #3) - Sanitary Sewer Network						\$43,350					\$43,350	
PW Utilities Fleet Renewal (Mobile #2) - Sanitary Sewer Network								\$43,350			\$43,350	
Lagoon Cell #1 Liner Rehabilitation - Sanitary Sewer Network - Sanitary Sewer Network	\$2,250,000										\$2,250,000	
Lagoon Cell #2 Storm Drainage Repair - Sanitary Sewer Network	\$50,000										\$50,000	
WWC Sewer Camera - Sanitary Sewer Network	\$100,000										\$100,000	
Oak St (First St to Second St) Sewermain Replacement - Sanitary Sewer Network										\$50,000	\$50,000	
Subtotal Wastewater Projects	26	\$9,455,970	\$9,564,050	\$2,004,300	\$1,943,100	\$1,074,060	\$255,000	\$1,783,470	\$186,150	\$1,306,620	\$119,000	\$27,691,720

Water Capital Projects

WTP Garage Door Replacement - Water Network	250001	\$0	\$0	\$45,900	\$0	\$0	\$0	\$0	\$0	\$0	\$0
WTP Interior Renewals - Water Network	250002	\$0	\$0		\$0	\$10,200	\$0				\$10,200
WTP HVAC Upgrades/Renewals - Water Network	250003	\$175,000	\$0		\$0			\$0	\$50,000		\$225,000
WTP Air Compressor Replacement - Water Network	250004		\$0	\$15,300	\$0						\$15,300
WTP SCADA Renewals - Water Network	250005	\$18,000	\$0		\$0		\$127,500				\$145,500
WTP Chemical Treatment Renewals - Water Network	250006		\$71,400		\$0		\$0		\$75,000		\$146,400
WTP Electrical/Instrumentation Renewals - Water Network	250007	\$30,000	\$81,600	\$0	\$0	\$56,100	\$45,900		\$0		\$213,600
WTP Low Lift Pump & Rapid Mixer Renewals - Water Network	250008	\$40,000			\$0	\$25,500	\$25,500	\$35,700	\$45,000		\$171,700
WTP GAC Filter Media Renewals - Water Network	250009		\$240,000				\$0	\$255,000			\$495,000
WTP Backwash Renewals - Water Network	250010		\$0	\$58,650	\$58,650				\$0		\$117,300
WTP Intake, Clearwell & Reservoir Cleaning / Inspection - Water Network	250011				\$0	\$25,500					\$25,500
WTP High Lift Pump Renewals - Water Network	250012				\$30,600		\$30,600		\$32,640		\$93,840
WTP Wastewater Transfer Renewals - Water Network	250013	\$40,000							\$25,500		\$65,500
WD Arthur St (Charles St S to sub - Arthur st) Watermain Replacement - Water Network	250015	\$880,000									\$880,000
WD Birch St (King St W to Second St) Watermain Replacement - Water Network	250016	\$51,000	\$969,000								\$1,020,000
WD Wellington St (Stone St S to Charles St S) Watermain Replacement - Water Network	250017				\$51,000	\$739,500					\$790,500
WD Wellington St (Charles St S to William St S) Watermain Replacement - Water Network	250018						\$51,000	\$703,800			\$754,800
WD Tanner St / First St (King St W to River St) Water Feeder Main & Watermain Replacement - Water Network	250019							\$51,000	\$869,040		\$920,040
WD Hydrant Replacement/Rebuild Program - Water Network	250021	\$25,500	\$25,500	\$25,500	\$25,500	\$25,500	\$25,500	\$25,500	\$25,500	\$25,500	\$255,000



Capital Budgets 2026-2035

	2026	2027	2028	2029	2030	2031	2032	2033	2034	2035	Ten Years	
WD Valve Replacement Program - Water Network	250022	\$25,500		\$25,500		\$25,500		\$25,500	\$25,500		\$127,500	
WD Bulk Fill Station Project (New) - Water Network	250024		\$76,500	\$0							\$76,500	
WD Water Tower Renewal - Water Network	250025	\$905,000									\$905,000	
WD Lead Service Replacement Program - Water Network	250026	\$25,500	\$25,500	\$25,500	\$25,500	\$25,500	\$25,500	\$25,500	\$25,500	\$25,500	\$255,000	
WD Curbstop Replacement Program - Water Network	250028	\$25,500		\$25,500		\$25,500			\$25,500		\$102,000	
PW Utilities Fleet Renewal (Mobile #1) - Water Network	250050		\$43,350								\$43,350	
PW Utilities Fleet Renewal (Mobile #3) - Water Network	250051					\$43,350					\$43,350	
PW Utilities Fleet Renewal (Mobile #2) - Water Network	250052							\$43,350			\$43,350	
PW Utilities Vacuum Valve Trailer Renewal - Water Network	250053					\$96,900					\$96,900	
PW Utilities Equipment Renewals - Water Network	250054	\$15,300			\$5,100						\$20,400	
WD Watermain Relining Pilot Project	260001	\$1,000,000									\$1,000,000	
Oak St (First St to Second St) Watermain Replacement - Water Network	260005									\$50,000	\$50,000	
WTP Condition Assessment	260007			\$70,000							\$70,000	
Subtotal Water Capital Projects	32	\$3,256,300	\$1,532,850	\$291,850	\$191,250	\$938,400	\$339,150	\$974,100	\$400,350	\$1,199,180	\$101,000	\$9,178,530

Public Works Fleet Replacement

PW Roads Unit 119 (1/2 ton to 1 ton Pickup) Replacement / Upgrade	255001	\$0	\$0	\$0	\$0	\$0	\$0	\$0	\$0	\$75,000	\$75,000	
PW Roads Unit 110 (1/2 ton Pickup) Replacement	255002	\$0	\$0	\$0	\$0	\$0	\$75,000	\$0	\$0	\$0	\$75,000	
Track Skid Steer w/ 6-way grader blade attachment & carbide tip Hartley rake	255003	\$0	\$0	\$0	\$0	\$0	\$0	\$0	\$0	\$190,000	\$190,000	
PW Roads Unit 131 (Backhoe) Replacement	255005	\$340,000	\$0	\$0	\$0	\$0	\$0	\$0	\$0	\$0	\$340,000	
Trailer-Mounted Asphalt Hot Box	255006	\$0	\$70,000	\$0	\$0	\$0	\$0	\$0	\$0	\$0	\$70,000	
13-ton Wheeled Excavator w/ tooth bucket, ditching bucket, trench bucket, quick coupler,mower head	255008	\$0	\$0	\$0	\$0	\$400,000	\$0	\$0	\$0	\$0	\$400,000	
PW Roads Unit 118 (Vacuum Truck) Replacement	255009	\$420,000	\$0	\$0	\$0	\$0	\$0	\$0	\$0	\$0	\$420,000	
PW Roads Unit 102 (3/4-ton Pickup) Replacement	255010	\$0	\$75,000	\$0	\$0	\$0	\$0	\$0	\$75,000	\$0	\$150,000	
PW Roads Unit 112 (Dump Truck) Replacement	255011	\$0	\$0	\$0	\$380,000	\$0	\$0	\$0	\$0	\$0	\$380,000	
Hydraulic Winch for Bandit 200XP Wood Chipper	255012	\$0	\$15,000	\$0	\$0	\$0	\$0	\$0	\$0	\$0	\$15,000	
Mini Garbage Compactor Truck	255014	\$0	\$0	\$0	\$0	\$0	\$150,000	\$0	\$0	\$0	\$150,000	
PW Roads Unit 114 (Bucket Truck) Replacement	255015	\$0	\$0	\$360,000	\$0	\$0	\$0	\$0	\$0	\$0	\$360,000	
PW Roads Unit 136 (Culvert Steamer) Replacement	255016	\$0	\$0	\$25,000	\$0	\$0	\$0	\$0	\$0	\$0	\$25,000	
PW Roads Unit 115 (Plow Truck) Replacement	255017	\$0	\$380,000	\$0	\$0	\$0	\$0	\$0	\$0	\$0	\$380,000	
PW Roads Unit 134 (Trackless) Replacement	255018	\$190,000	\$0	\$0	\$0	\$0	\$0	\$0	\$0	\$0	\$190,000	
PW Roads Unit 135 (Wood Chipper) Replacement	255019	\$0	\$0	\$0	\$0	\$0	\$0	\$0	\$55,000	\$0	\$55,000	
PW Roads Unit 116 (Plow Truck) Replacement	255020	\$0	\$0	\$0	\$0	\$410,000	\$0	\$0	\$0	\$0	\$410,000	
PW Roads Unit 111 (1 ton Pickup) Replacement	255021	\$0	\$0	\$0	\$75,000	\$0	\$0	\$0	\$0	\$0	\$75,000	
PW Roads Unit 101 (1/2 ton Pickup) Replacement	255022	\$0	\$0	\$0	\$70,000	\$0	\$0	\$0	\$0	\$0	\$70,000	
PW Roads Unit 117 (1/2 ton Pickup) Replacement	255023	\$0	\$0	\$0	\$0	\$70,000	\$0	\$0	\$0	\$0	\$70,000	
PW Roads Unit 120 (Plow Truck) Replacement	255024	\$0	\$0	\$0	\$0	\$0	\$0	\$0	\$380,000	\$0	\$380,000	
PW Roads Unit 133 (Trackless) Replacement	265001	\$0	\$0	\$0	\$0	\$0	\$0	\$0	\$0	\$230,000	\$230,000	
Subtotal Public Works Fleet Capital Replacements	22	\$950,000	\$540,000	\$385,000	\$525,000	\$480,000	\$400,000	\$225,000	\$0	\$510,000	\$495,000	\$4,510,000



Capital Budgets 2026-2035

	2026	2027	2028	2029	2030	2031	2032	2033	2034	2035	Ten Years	
Public Works Capital Projects												
PW Roads Annual ACMP (Asphalt, Concrete, Milling & Paving) Program	245901	\$718,100	\$732,400	\$747,100	\$762,000	\$777,300	\$792,800	\$808,700	\$824,800	\$841,300	\$858,100	\$7,862,600
Rail-to-Trail Pedestrian Bridge Replacement	245904	\$123,500	\$0	\$4,000,000	\$0	\$0	\$0	\$0	\$0	\$0	\$0	\$4,123,500
Storm Sewer Maintenance Program	245906	\$350,000	\$250,000	\$0	\$250,000	\$250,000	\$250,000	\$250,000	\$250,000	\$250,000	\$250,000	\$1,600,000
PW Roads Black Snappers Pedestrian Bridge Rehabilitation	255026	\$100,000	\$0	\$0	\$0	\$0	\$0	\$0	\$0	\$0	\$0	\$100,000
PW Roads Water Street Swing Bridge Rehabilitation	255027	\$60,000	\$2,000,000	\$0	\$0	\$0	\$0	\$0	\$0	\$0	\$0	\$2,060,000
PW Office Facility Capital Repairs & Maintenance	255028	\$20,000	\$0	\$0	\$0	\$0	\$0	\$0	\$0	\$0	\$0	\$20,000
PW Garage Facility Capital Repairs & Maintenance	255029	\$40,000	\$0	\$0	\$0	\$0	\$0	\$0	\$0	\$0	\$0	\$40,000
PW Yard Fueling Facility Upgrades / Renewals	265003	\$25,000	\$0	\$0	\$0	\$0	\$0	\$0	\$0	\$0	\$0	\$25,000
Subtotal Public Works Capital Projects	8	\$1,436,600	\$2,982,400	\$4,747,100	\$1,012,000	\$777,300	\$1,042,800	\$808,700	\$1,074,800	\$841,300	\$1,108,100	\$15,831,100

Public Works Road Projects												
Arthur St (Charles St S to end Arthur St) Road & Sidewalk Reconstruction	255031	\$1,100,000	\$0	\$0	\$0	\$0	\$0	\$0	\$0	\$0	\$0	\$1,100,000
Arthur St (Charles St S to end Arthur St) Storm Sewer Replacement	255032	\$1,100,000	\$0	\$0	\$0	\$0	\$0	\$0	\$0	\$0	\$0	\$1,100,000
Birch St (King St W to Second St) Road & Sidewalk Reconstruction	255033	\$51,000	\$663,000	\$0	\$0	\$0	\$0	\$0	\$0	\$0	\$0	\$714,000
Birch St (King St W to Second St) Storm Sewer Replacement	255034	\$51,000	\$204,000	\$0	\$0	\$0	\$0	\$0	\$0	\$0	\$0	\$255,000
Wellington St (Stone St S to Charles St S) Road & Sidewalk Reconstruction	255035	\$0	\$0	\$0	\$51,000	\$306,000	\$0	\$0	\$0	\$0	\$0	\$357,000
Wellington St (Stone St S to Charles St S) Storm Sewer Replacement	255036	\$0	\$0	\$0	\$51,000	\$688,500	\$0	\$0	\$0	\$0	\$0	\$739,500
Wellington St (Charles St S to William St S) Road & Sidewalk Reconstruction	255037	\$0	\$0	\$0	\$0	\$0	\$51,000	\$255,000	\$0	\$0	\$0	\$306,000
William St S (Charles St S to William St S & Pine St to Wellington St) Storm Sewer Replacement	255038	\$0	\$0	\$0	\$0	\$0	\$51,000	\$688,500	\$0	\$0	\$0	\$739,500
Tanner St / First St (King St W to River St) Road & Sidewalk Reconstruction	255039	\$0	\$0	\$0	\$0	\$0	\$0	\$0	\$51,000	\$331,500	\$338,130	\$720,630
Tanner St / First St (King St W to River St) Storm Sewer Replacement	255040	\$0	\$0	\$0	\$0	\$0	\$0	\$0	\$51,000	\$357,000	\$364,140	\$772,140
Elizabeth Street Parkette Stormwater Outfall Rehabilitation	255041	\$75,000	\$0	\$0	\$0	\$0	\$0	\$0	\$0	\$0	\$0	\$75,000
King St E / Wilson Dr Intersection Re-alignment / Arena Parking Lot Reconstruction	265002	\$0	\$100,000	\$2,000,000	\$0	\$0	\$0	\$0	\$0	\$0	\$0	\$2,100,000
Oak St (First St to Second St) Road & Sidewalk Reconstruction	265004	\$0	\$0	\$0	\$0	\$0	\$0	\$0	\$0	\$0	\$51,000	\$51,000
Oak St (First St to Second St) Storm Sewer Replacement	265005	\$0	\$0	\$0	\$0	\$0	\$0	\$0	\$0	\$0	\$51,000	\$51,000
Subtotal Road Reconstruction Projects	14	\$2,377,000	\$967,000	\$2,000,000	\$102,000	\$994,500	\$102,000	\$943,500	\$102,000	\$688,500	\$804,270	\$9,080,770

Facilities												
Facilities 1000 Islands History Museum Substructure (A) Renewals	266001	\$0	\$10,000	\$0	\$0	\$0	\$0	\$0	\$0	\$0	\$0	\$10,000
Facilities 1000 Islands History Museum Shell & Exterior (B & G20) Renewals	266002	\$0	\$13,500	\$0	\$0	\$0	\$0	\$162,053	\$0	\$0	\$0	\$175,553
Facilities 1000 Islands History Museum Interior (C) Renewals	266003	\$0	\$18,500	\$0	\$0	\$8,379	\$0	\$65,798	\$5,928	\$1,058	\$3,212	\$102,875
Facilities 1000 Islands History Museum Plumbing (D20) Renewals	266004	\$0	\$6,635	\$0	\$2,282	\$0	\$0	\$0	\$11,115	\$0	\$17,346	\$37,378
Facilities 1000 Islands History Museum HVAC (D30) Renewals	266005	\$0	\$12,750	\$0	\$2,282	\$6,983	\$0	\$0	\$4,940	\$0	\$642	\$27,597
Facilities 1000 Islands History Museum Fire Protection/Alarm, Security & Emergency Lighting (D40/50) Renewals	266006	\$0	\$13,290	\$29,362	\$0	\$0	\$0	\$0	\$0	\$0	\$0	\$42,652
Facilities 1000 Islands History Museum Electrical (D50 & G40) Renewals	266007	\$0	\$1,500	\$11,353	\$0	\$6,983	\$0	\$0	\$0	\$0	\$0	\$19,836
Facilities 1000 Islands Boat Museum Building A HVAC (D30) Renewals	266008	\$0	\$548	\$0	\$0	\$6,983	\$0	\$0	\$6,175	\$0	\$0	\$13,706

Capital Budgets 2026-2035

	2026	2027	2028	2029	2030	2031	2032	2033	2034	2035	Ten Years	
Facilities 1000 Islands Boat Museum Building B Shell & Exterior (B & G20) Renewals	266010	\$0	\$0	\$0	\$2,282	\$5,819	\$0	\$0	\$14,820	\$0	\$0	\$22,920
Facilities 1000 Islands Boat Museum Building C Shell & Exterior (B & G20) Renewals	266012	\$0	\$0	\$0	\$0	\$0	\$211,954	\$0	\$0	\$0	\$0	\$211,954
Facilities 1000 Islands Boat Museum Building C HVAC (D30) Renewals	266013	\$0	\$0	\$0	\$0	\$0	\$0	\$0	\$0	\$0	\$11,955	\$11,955
Facilities 1000 Islands Boat Museum Building C Electrical (D50 & G40) Renewals	266014	\$0	\$2,443	\$0	\$0	\$0	\$29,620	\$0	\$0	\$0	\$0	\$32,063
Facilities 1000 Islands Boat Museum Building D Interior (C) Renewals	266015	\$0	\$5,000	\$0	\$0	\$15,711	\$0	\$0	\$0	\$0	\$0	\$20,711
Facilities 1000 Islands Boat Museum Building D Electrical (D50 & G40) Renewals	266016	\$0	\$0	\$12,584	\$0	\$1,746	\$0	\$0	\$0	\$9,448	\$0	\$23,777
Facilities Town Park Bandshell Shell & Exterior (B & G20) Renewals	266017	\$5,500	\$0	\$24,498	\$0	\$0	\$0	\$0	\$60,649	\$0	\$0	\$90,647
Facilities Clock Tower Shell (B) Renewals	256001	\$0	\$90,217	\$0	\$0	\$0	\$8,845	\$0	\$35,317	\$0	\$56,282	\$190,661
Facilities Clock Tower Interior (C) Renewals	256002	\$0	\$64,248	\$0	\$0	\$0	\$10,989	\$0	\$0	\$0	\$0	\$75,237
Facilities Customs Building Shell (B) Renewals	266018	\$0	\$13,821	\$0	\$0	\$0	\$68,647	\$0	\$0	\$0	\$0	\$82,468
Facilities Customs Building Interior (C) Renewals	266019	\$0	\$0	\$0	\$0	\$0	\$15,993	\$0	\$0	\$0	\$0	\$15,993
Facilities Customs Building HVAC (D30) Renewals	266021	\$0	\$0	\$0	\$0	\$0	\$10,304	\$1,367	\$0	\$0	\$0	\$11,671
Facilities ES Building Shell & Exterior (B & G20) Renewals	266023	\$1,500	\$16,778	\$0	\$10,474	\$0	\$0	\$268,456	\$0	\$9,637	\$0	\$306,844
Facilities ES Building Interior (C) Renewals	266024	\$0	\$0	\$79,358	\$1,455	\$45,000	\$61,674	\$33,345	\$0	\$89,299	\$0	\$310,130
Facilities ES Building Plumbing (D20) Renewals	266025	\$1,500	\$0	\$38,228	\$0	\$0	\$0	\$12,350	\$14,262	\$1,285	\$0	\$67,625
Facilities ES Building HVAC (D30) Renewals	266026	\$1,927	\$0	\$5,819	\$5,819	\$0	\$0	\$0	\$964	\$9,448	\$23,976	
Facilities ES Building Fire Alarm, Emergency Lighting/Equipment & Security (D40/50) Renewals	266027	\$7,500	\$210,626	\$0	\$0	\$0	\$0	\$0	\$0	\$0	\$0	\$218,126
Facilities ES Building Electrical (D50 & G40) Renewals	266028	\$3,162	\$4,642	\$79,703	\$1,047	\$0	\$0	\$0	\$19,840	\$0	\$0	\$108,395
Facilities ES Building Exterior Site (G20/40) Renewals	266030	\$0	\$62,899	\$0	\$0	\$0	\$0	\$18,525	\$0	\$0	\$0	\$81,424
Facilities JSHP Washrooms Plumbing (D20) Renewals	266032	\$1,500	\$0	\$0	\$0	\$0	\$0	\$0	\$13,213	\$0	\$0	\$14,713
Facilities JSHP Splashpad Equipment Renewals	266033	\$0	\$0	\$0	\$21,829	\$0	\$0	\$0	\$0	\$0	\$0	\$21,829
Facilities Kinsmen Gazebo Removal	266034	\$0	\$0	\$0	\$10,000	\$0	\$0	\$0	\$0	\$0	\$0	\$10,000
Facilities Little Pump House Shell (B) Renewals	256005	\$11,425	\$0	\$0	\$0	\$0	\$4,355	\$0	\$3,486	\$0	\$13,635	\$32,901
Facilities Old Pumphouse Substructure (A) Renewals	266047	\$0	\$0	\$0	\$14,000	\$0	\$0	\$0	\$0	\$0	\$0	\$14,000
Facilities Old Pumphouse Shell (B) Renewals	266048	\$0	\$0	\$0	\$130,800	\$0	\$2,399	\$0	\$0	\$0	\$0	\$133,199
Facilities Old Pumphouse Interior (C) Renewals	266049	\$0	\$0	\$0	\$72,860	\$0	\$0	\$0	\$23,617	\$0	\$0	\$96,477
Facilities Old Pumphouse Plumbing (D20) Renewals	266050	\$0	\$0	\$0	\$26,369	\$0	\$0	\$0	\$0	\$5,000	\$0	\$31,369
Facilities Old Pumphouse HVAC (D30) Renewals	266051	\$0	\$0	\$0	\$10,114	\$0	\$0	\$0	\$0	\$9,854	\$410	\$20,378
Facilities Old Pumphouse Exterior Site Renewals	266052	\$0	\$0	\$0	\$6,752	\$0	\$3,788	\$0	\$0	\$0	\$16,617	\$27,157
Facilities Old Pumphouse Electrical (D50) Renewals	266106	\$0	\$0	\$0	\$9,228	\$1,857	\$0	\$0	\$0	\$804	\$0	\$11,889
Facilities Town Hall Shell & Exterior (B & G20) Renewals	266053	\$36,955	\$0	\$0	\$0	\$110,185	\$12,061	\$0	\$0	\$29,651	\$0	\$188,852
Facilities Town Hall Interior (C) Renewals	266054	\$0	\$0	\$6,728	\$0	\$10,500	\$0	\$0	\$0	\$0	\$81,807	\$99,035
Facilities Town Hall HVAC (D30) Renewals	266055	\$6,069	\$0	\$0	\$0	\$0	\$0	\$0	\$13,942	\$0	\$0	\$20,011
Facilities Town Hall Electrical (D50 & G40) Renewals	266056	\$0	\$22,400	\$0	\$0	\$8,208	\$3,864	\$0	\$0	\$42,898	\$5,802	\$83,173
Facilities Town Hall Substructure (A) Repairs	266101	\$13,500	\$0	\$0	\$0	\$0	\$0	\$0	\$0	\$0	\$0	\$13,500
Facilities Library & VC Substructure (A) Renewals	266058	\$0	\$0	\$0	\$50,460	\$0	\$0	\$0	\$0	\$0	\$0	\$50,460
Facilities Library & VC Shell & Exterior (B & G20) Renewals	266059	\$0	\$0	\$0	\$52,940	\$235,319	\$0	\$0	\$0	\$0	\$0	\$288,259



Capital Budgets 2026-2035

	2026	2027	2028	2029	2030	2031	2032	2033	2034	2035	Ten Years	
Facilities Library & VC Interior (C) Renewals	266060	\$0	\$0	\$0	\$0	\$133,111	\$0	\$0	\$256,644	\$0	\$0	\$389,755
Facilities Library & VC Plumbing (D20) Renewals	266061	\$0	\$0	\$37,198	\$0	\$0	\$0	\$3,220	\$0	\$0	\$0	\$40,418
Facilities Library & VC HVAC (D30) Renewals	266062	\$6,440	\$4,485	\$0	\$10,992	\$0	\$0	\$0	\$10,310	\$0	\$0	\$32,228
Facilities Library & VC Electrical (D50 & G40) Renewals	266063	\$0	\$9,904	\$0	\$77,282	\$0	\$0	\$68,171	\$0	\$5,077	\$160,434	
Facilities Library & VC Exterior Paving & Concrete Renewals	266064	\$0	\$0	\$0	\$0	\$0	\$0	\$0	\$88,100	\$0	\$0	\$88,100
Facilities Blinkbonnie Boathouse Shell (B) Renewals	266102	\$0	\$0	\$0	\$59,700	\$0	\$19,145	\$0	\$0	\$0	\$4,047	\$82,892
Facilities Blinkbonnie Boathouse Interior (C) Renewals	266103	\$0	\$0	\$0	\$55,806	\$0	\$0	\$0	\$0	\$0	\$302,798	\$358,604
Facilities Blinkbonnie Boathouse Electrical (D50 & G40) Renewals	266104	\$0	\$0	\$7,959	\$2,706	\$4,803	\$0	\$0	\$8,202	\$0	\$914	\$24,584
Facilities Blinkbonnie Boathouse Exterior Sitework (G20) Renewals	266105	\$0	\$0	\$3,000	\$0	\$0	\$0	\$0	\$68,319	\$26,208	\$0	\$97,528
Subtotal Facilities Projects	54	\$96,978	\$584,188	\$335,791	\$637,478	\$601,585	\$378,999	\$649,752	\$509,547	\$417,400	\$556,202	\$4,767,920
Other Capital Projects												
Building Conditional assessments	257004	\$0	\$0	\$71,400	\$0	\$0	\$0	\$0	\$71,400	\$0	\$0	\$142,800
OSIM Inspection	257005	\$7,140	\$0	\$7,140	\$0	\$7,140	\$0	\$7,140	\$0	\$7,140	\$0	\$35,700
Roads Need Study	257006	\$0	\$51,000	\$0	\$0	\$0	\$0	\$51,000	\$0	\$0	\$0	\$102,000
NG 911	257009	\$25,000	\$25,000	\$25,000	\$25,000	\$720,000	\$25,000	\$25,000	\$25,000	\$25,000	\$25,000	\$945,000
Subtotal Other Capital Projects	4	\$32,140	\$76,000	\$103,540	\$25,000	\$727,140	\$25,000	\$83,140	\$96,400	\$32,140	\$25,000	\$1,225,500
Taxpayer Supported	144	\$5,775,664	\$5,723,255	\$7,956,099	\$2,830,960	\$3,986,376	\$2,390,177	\$3,085,135	\$2,020,377	\$2,817,939	\$3,309,172	\$39,895,154
Ratepayer Supported	58	\$12,712,270	\$11,096,900	\$2,296,150	\$2,134,350	\$2,012,460	\$594,150	\$2,757,570	\$586,500	\$2,505,800	\$220,000	\$36,916,150
User Supported	9	\$0	\$80,788	\$101,100	\$503,115	\$108,738	\$17,953	\$0	\$47,230	\$5,347	\$1,881	\$866,152
	211	\$18,487,934	\$16,900,943	\$10,353,349	\$5,468,425	\$6,107,575	\$3,002,280	\$5,842,705	\$2,654,107	\$5,329,086	\$3,531,052	\$77,677,456

Environmental Reserve Funds

Wastewater Reserve Fund	2025	2026	2027	2028	2029	2030	2031	2032	2033	2034	2035
Opening Reserve Balance	\$9,023,511	\$9,264,899	\$7,162,084	\$2,435,670	\$2,651,893	\$2,929,315	\$4,075,778	\$6,041,301	\$6,478,353	\$8,512,726	\$9,426,629
Transfers to Reserves	\$1,597,330	\$2,160,250	\$2,176,983	\$2,176,983	\$2,176,983	\$2,176,983	\$2,176,983	\$2,176,983	\$2,176,983	\$2,176,983	\$2,176,983
OCIF	\$0										
HEWSF	\$1,272,500	\$3,633,686	\$865,798								
Interfund			\$1,700,000								
Debentures		\$7,500,000									
Total New Contribution	\$2,869,830	\$13,293,936	\$4,742,781	\$2,176,983	\$2,176,983	\$2,176,983	\$2,176,983	\$2,176,983	\$2,176,983	\$2,176,983	\$2,176,983
Interest Rate (%)	3%	2%	2%	2%	2%	2%	2%	2%	2%	2%	2%
Interest Earned	\$86,095	\$265,879	\$94,856	\$43,540	\$43,540	\$43,540	\$43,540	\$43,540	\$43,540	\$43,540	\$43,540
Available For Allocation	\$11,979,436	\$22,824,714	\$11,999,720	\$4,656,193	\$4,872,415	\$5,149,838	\$6,296,301	\$8,261,823	\$8,698,876	\$10,733,249	\$11,647,151
Carry forward Projects		\$6,206,660									
Allocated to Projects	\$2,714,537	\$9,455,970	\$9,564,050	\$2,004,300	\$1,943,100	\$1,074,060	\$255,000	\$1,783,470	\$186,150	\$1,306,620	\$119,000
Closing Reserve Balance	\$9,264,899	\$7,162,084	\$2,435,670	\$2,651,893	\$2,929,315	\$4,075,778	\$6,041,301	\$6,478,353	\$8,512,726	\$9,426,629	\$11,528,151
Water Reserve Fund	2025	2026	2027	2028	2029	2030	2031	2032	2033	2034	2035
Opening Reserve Balance	\$5,167,849	\$7,019,159	\$4,681,942	\$3,069,458	\$4,430,381	\$5,891,904	\$6,606,278	\$7,919,901	\$8,598,574	\$9,850,997	\$10,304,591
Transfers to Reserves	\$2,152,725	\$1,619,694	\$1,620,366	\$1,620,366	\$1,620,366	\$1,620,366	\$1,620,366	\$1,620,366	\$1,620,366	\$1,620,366	\$1,620,366
Interfund			(\$1,700,000)								
OCIF											
Debentures											
Total New Contribution	\$2,152,725	\$1,619,694	(\$79,634)	\$1,620,366	\$1,620,366	\$1,620,366	\$1,620,366	\$1,620,366	\$1,620,366	\$1,620,366	\$1,620,366
Interest Rate (%)	3%	2%	2%	2%	2%	2%	2%	2%	2%	2%	2%
Interest Earned	\$64,582	\$32,394	\$0	\$32,407	\$32,407	\$32,407	\$32,407	\$32,407	\$32,407	\$32,407	\$32,407
Available For Allocation	\$7,385,156	\$8,671,247	\$4,602,308	\$4,722,231	\$6,083,154	\$7,544,678	\$8,259,051	\$9,572,674	\$10,251,347	\$11,503,771	\$11,957,364
Carry forward Projects		\$733,005									
Allocated to Projects	\$365,997	\$3,256,300	\$1,532,850	\$291,850	\$191,250	\$938,400	\$339,150	\$974,100	\$400,350	\$1,199,180	\$101,000
Closing Reserve Balance	\$7,019,159	\$4,681,942	\$3,069,458	\$4,430,381	\$5,891,904	\$6,606,278	\$7,919,901	\$8,598,574	\$9,850,997	\$10,304,591	\$11,856,364
Environmental Reserves	\$16,284,057	\$11,844,025	\$5,505,128	\$7,082,274	\$8,821,220	\$10,682,056	\$13,961,202	\$15,076,928	\$18,363,724	\$19,731,220	\$23,384,516

Recreational Reserves

Marina Capital Reserve	2025	2026	2027	2028	2029	2030	2031	2032	2033	2034	2035
Opening Reserve Balance	\$5,983	\$276,143	(\$0)	\$355,773	\$699,965	\$651,048	\$1,005,592	\$1,460,187	\$1,942,185	\$2,386,594	\$2,882,719
Transfers to Reserves	\$252,603	\$428,001	\$436,561	\$445,292	\$454,198	\$463,282	\$472,548	\$481,999	\$491,639	\$501,471	\$511,501
Interfund Loan											
Debentures	\$1,300,000										
Total New Contribution	\$1,552,603	\$428,001	\$436,561	\$445,292	\$454,198	\$463,282	\$472,548	\$481,999	\$491,639	\$501,471	\$511,501
Interest Rate (%)											
Interest Earned											
Available For Allocation	\$1,558,586	\$704,144	\$436,561	\$801,065	\$1,154,163	\$1,114,330	\$1,478,140	\$1,942,185	\$2,433,824	\$2,888,065	\$3,394,219
Carry forward Projects		\$704,144									
Allocated to Projects	\$1,282,443	\$0	\$80,788	\$101,100	\$503,115	\$108,738	\$17,953	\$0	\$47,230	\$5,347	\$1,881
Closing Reserve Balance	\$276,143	(\$0)	\$355,773	\$699,965	\$651,048	\$1,005,592	\$1,460,187	\$1,942,185	\$2,386,594	\$2,882,719	\$3,392,339

Arena Capital Reserve	2025	2026	2027	2028	2029	2030	2031	2032	2033	2034	2035
Opening Reserve Balance	\$297,456	\$356,766	\$105,244	\$12,378	\$158,300	\$275,957	\$381,098	\$228,746	\$259,210	\$426,401	\$533,453
Transfers to Reserves	\$119,320	\$169,000	\$185,900	\$204,490	\$224,939	\$229,438	\$234,027	\$238,707	\$243,481	\$248,351	\$253,318
Debentures		\$300,000									
Total New Contribution	\$119,320	\$469,000	\$185,900	\$204,490	\$224,939	\$229,438	\$234,027	\$238,707	\$243,481	\$248,351	\$253,318
Interest Rate (%)											
Interest Earned											
Available For Allocation	\$416,776	\$825,766	\$291,144	\$216,868	\$383,239	\$505,395	\$615,124	\$467,453	\$502,691	\$674,752	\$786,771
Carry forward Projects		\$132,490									
Allocated to Projects	\$60,010	\$588,032	\$278,766	\$58,568	\$107,282	\$124,297	\$386,379	\$208,243	\$76,290	\$141,299	\$89,100
Closing Reserve Balance	\$356,766	\$105,244	\$12,378	\$158,300	\$275,957	\$381,098	\$228,746	\$259,210	\$426,401	\$533,453	\$697,671

Recreational Reserves

Trail Capital Reserve	2025	2026	2027	2028	2029	2030	2031	2032	2033	2034	2035
Opening Reserve Balance	\$16,791	\$16,791	\$16,791	\$16,791	\$16,791	\$16,791	\$16,791	\$16,791	\$16,791	\$16,791	\$16,791
Transfers to Reserves	\$0	\$0	\$0	\$0	\$0	\$0	\$0	\$0	\$0	\$0	\$0
Debentures											
Total New Contribution	\$0	\$0	\$0	\$0	\$0	\$0	\$0	\$0	\$0	\$0	\$0
Interest Rate (%)											
Interest Earned											
Available For Allocation	\$16,791	\$16,791	\$16,791	\$16,791	\$16,791	\$16,791	\$16,791	\$16,791	\$16,791	\$16,791	\$16,791
Carry forward Projects											
Allocated to Projects											
Closing Reserve Balance	\$16,791	\$16,791	\$16,791	\$16,791	\$16,791	\$16,791	\$16,791	\$16,791	\$16,791	\$16,791	\$16,791
Total Recreational Reserves	\$649,700	\$122,035	\$384,942	\$875,056	\$943,796	\$1,403,481	\$1,705,723	\$2,218,186	\$2,829,786	\$3,432,962	\$4,106,800



Protective Service Reserves

Fire Capital Reserve	2025	2026	2027	2028	2029	2030	2031	2032	2033	2034	2035
Opening Reserve Balance	(\$1,620,819)	(\$1,636,901)	\$373,271	\$289,070	\$211,113	\$150,037	\$97,756	\$210,307	\$234,434	\$259,999	\$306,487
Transfers to Reserves	\$84,079	\$86,601	\$89,199	\$95,443	\$102,124	\$109,273	\$112,551	\$115,927	\$119,405	\$122,987	\$126,677
Interfund Loan						\$60,000					
Debentures		\$2,100,000									
Total New Contribution	\$84,079	\$2,186,601	\$89,199	\$95,443	\$102,124	\$169,273	\$112,551	\$115,927	\$119,405	\$122,987	\$126,677
Interest Rate (%)											
Interest Earned											
Available For Allocation	(\$1,536,740)	\$549,700	\$462,470	\$384,513	\$313,237	\$319,310	\$210,307	\$326,234	\$353,839	\$382,987	\$433,164
Interfund Loan											
Carry forward Projects		\$87,995									
Allocated to Projects	\$100,161	\$88,434	\$173,400	\$173,400	\$163,200	\$221,554	\$0	\$91,800	\$93,840	\$76,500	\$76,500
Closing Reserve Balance	(\$1,636,901)	\$373,271	\$289,070	\$211,113	\$150,037	\$97,756	\$210,307	\$234,434	\$259,999	\$306,487	\$356,664

Police Capital Reserve	2025	2026	2027	2028	2029	2030	2031	2032	2033	2034	2035
Opening Reserve Balance	\$219,203	\$216,036	\$206,036	\$192,136	\$209,878	\$240,295	\$267,420	\$301,287	\$316,932	\$341,890	\$366,197
Transfers to Reserves	\$79,750	\$80,000	\$82,100	\$83,742	\$85,417	\$87,125	\$88,868	\$90,645	\$92,458	\$94,307	\$96,193
Debentures											
Total New Contribution	\$79,750	\$80,000	\$82,100	\$83,742	\$85,417	\$87,125	\$88,868	\$90,645	\$92,458	\$94,307	\$96,193
Interest Rate (%)											
Interest Earned											
Available For Allocation	\$298,953	\$296,036	\$288,136	\$275,878	\$295,295	\$327,420	\$356,287	\$391,932	\$409,390	\$436,197	\$462,391
Carry forward Projects		\$10,000									
Allocated to Projects	\$82,917	\$80,000	\$96,000	\$66,000	\$55,000	\$60,000	\$55,000	\$75,000	\$67,500	\$70,000	\$65,000
Closing Reserve Balance	\$216,036	\$206,036	\$192,136	\$209,878	\$240,295	\$267,420	\$301,287	\$316,932	\$341,890	\$366,197	\$397,391

Protective Service Reserves

NG 911	2025	2026	2027	2028	2029	2030	2031	2032	2033	2034	2035
Opening Reserve Balance	\$885,142	\$851,111	\$846,919	\$843,143	\$864,791	\$921,873	\$284,396	\$342,369	\$400,802	\$459,704	\$519,084
Transfers to Reserves	\$20,400	\$20,808	\$21,224	\$46,648	\$82,081	\$82,523	\$82,974	\$83,433	\$83,902	\$84,380	\$84,867
Grants											
Debentures											
Total New Contribution	\$20,400	\$20,808	\$21,224	\$46,648	\$82,081	\$82,523	\$82,974	\$83,433	\$83,902	\$84,380	\$84,867
Interest Rate (%)											
Interest Earned											
Available For Allocation	\$905,542	\$871,919	\$868,143	\$889,791	\$946,873	\$1,004,396	\$367,369	\$425,802	\$484,704	\$544,084	\$603,951
Carry forward Projects											
Allocated to Projects	\$54,431	\$25,000	\$25,000	\$25,000	\$25,000	\$720,000	\$25,000	\$25,000	\$25,000	\$25,000	\$25,000
Closing Reserve Balance	\$851,111	\$846,919	\$843,143	\$864,791	\$921,873	\$284,396	\$342,369	\$400,802	\$459,704	\$519,084	\$578,951
Total Protective Service Reserves	(\$569,754)	\$1,426,226	\$1,324,349	\$1,285,782	\$1,312,205	\$649,572	\$853,964	\$952,169	\$1,061,594	\$1,191,768	\$1,333,005

Infrastrucrture Reseves

Capital Reserve	2025	2026	2027	2028	2029	2030	2031	2032	2033	2034	2035
Opening Reserve Balance	\$8,590,758	\$9,971,334	\$5,630,753	\$4,261,299	\$519,363	\$2,046,167	\$3,314,816	\$5,648,178	\$7,354,632	\$10,129,536	\$12,216,311
Transfers to Reserves	\$2,081,877	\$2,167,834	\$2,211,191	\$2,321,750	\$2,437,838	\$2,559,730	\$2,687,716	\$2,822,102	\$2,963,207	\$3,022,471	\$3,082,921
Interfund Loan											
OCIF	\$614,887	\$553,398	\$553,398	\$553,398	\$553,398	\$553,398	\$553,398	\$553,398	\$553,398	\$553,398	\$553,398
CCBF	\$352,588	\$352,588	\$366,691	\$366,691	\$366,691	\$366,691	\$366,691	\$366,691	\$366,691	\$366,691	\$366,691
Casno allocation	\$585,085	\$649,355	\$649,355	\$649,355	\$649,355	\$649,355	\$649,355	\$649,355	\$649,355	\$649,355	\$649,355
Debentures											
Total New Contribution	\$3,634,437	\$3,723,175	\$3,780,635	\$3,891,194	\$4,007,282	\$4,129,174	\$4,257,160	\$4,391,546	\$4,532,651	\$4,591,916	\$4,652,365
Interest Rate (%)											
Interest Earned											
Available For Allocation	\$12,225,195	\$13,694,509	\$9,411,388	\$8,152,493	\$4,526,645	\$6,175,341	\$7,571,976	\$10,039,724	\$11,887,283	\$14,721,451	\$16,868,676
Interfund loan											
Carry forward Projects		\$3,074,558									
Allocated to Projects	\$2,253,861	\$4,989,198	\$5,150,088	\$7,633,131	\$2,480,478	\$2,860,525	\$1,923,799	\$2,685,092	\$1,757,747	\$2,505,140	\$3,053,572
Closing Reserve Balance	\$9,971,334	\$5,630,753	\$4,261,299	\$519,363	\$2,046,167	\$3,314,816	\$5,648,178	\$7,354,632	\$10,129,536	\$12,216,311	\$13,815,104

Casino	2025	2026	2027	2028	2029	2030	2031	2032	2033	2034	2035
Opening Reserve Balance	\$0	\$0	\$0	\$0	\$0	\$0	\$0	\$0	\$0	\$0	\$0
Transfers to Reserves	\$726,230	\$790,500	\$790,500	\$790,500	\$790,500	\$790,500	\$790,500	\$790,500	\$790,500	\$790,500	\$790,500
Debentures											
Total New Contribution	\$726,230	\$790,500	\$790,500	\$790,500	\$790,500	\$790,500	\$790,500	\$790,500	\$790,500	\$790,500	\$790,500
Interest Rate (%)											
Interest Earned											
Available For Allocation	\$726,230	\$790,500	\$790,500	\$790,500	\$790,500	\$790,500	\$790,500	\$790,500	\$790,500	\$790,500	\$790,500
Carry forward Projects											
Town Hall- mortgage funding	\$141,145	\$141,145	\$141,145	\$141,145	\$141,145	\$141,145	\$141,145	\$141,145	\$141,145	\$141,145	\$141,145
Allocated to Projects	\$585,085	\$649,355	\$649,355	\$649,355	\$649,355	\$649,355	\$649,355	\$649,355	\$649,355	\$649,355	\$649,355
Closing Reserve Balance	\$0	\$0	\$0	\$0	\$0	\$0	\$0	\$0	\$0	\$0	\$0

Infrastrurcture Reseves

	2025	2026	2027	2028	2029	2030	2031	2032	2033	2034	2035
Susan Push											
Opening Reserve Balance	\$12,398	\$12,398	\$7,398	\$7,398	\$7,398	\$7,398	\$7,398	\$7,398	\$7,398	\$7,398	\$7,398
Transfers to Reserves			\$0	\$0	\$0	\$0	\$0	\$0	\$0	\$0	\$0
Debentures											
Total New Contribution	\$0	\$0	\$0	\$0	\$0	\$0	\$0	\$0	\$0	\$0	\$0
Interest Rate (%)											
Interest Earned											
Available For Allocation	\$12,398	\$12,398	\$7,398	\$7,398	\$7,398	\$7,398	\$7,398	\$7,398	\$7,398	\$7,398	\$7,398
Carry forward Projects											
Allocated to Projects	\$0	\$5,000									
Closing Reserve Balance	\$12,398	\$7,398	\$7,398	\$7,398	\$7,398	\$7,398	\$7,398	\$7,398	\$7,398	\$7,398	\$7,398
Nalon Rd Sidewalk											
Opening Reserve Balance	\$40,000	\$40,000	\$40,000	\$40,000	\$40,000	\$40,000	\$40,000	\$40,000	\$40,000	\$40,000	\$40,000
Transfers to Reserves			\$0	\$0	\$0	\$0	\$0	\$0	\$0	\$0	\$0
Grants											
Debentures											
Total New Contribution	\$0	\$0	\$0	\$0	\$0	\$0	\$0	\$0	\$0	\$0	\$0
Interest Rate (%)											
Interest Earned											
Available For Allocation	\$40,000	\$40,000	\$40,000	\$40,000	\$40,000	\$40,000	\$40,000	\$40,000	\$40,000	\$40,000	\$40,000
Carry forward Projects											
Allocated to Projects											
Closing Reserve Balance	\$40,000	\$40,000	\$40,000	\$40,000	\$40,000	\$40,000	\$40,000	\$40,000	\$40,000	\$40,000	\$40,000

Infrastrucrture Reseves

Parking Reserve	2025	2026	2027	2028	2029	2030	2031	2032	2033	2034	2035
Opening Reserve Balance	\$134,294	\$135,350	\$136,427	\$137,526	\$138,647	\$139,790	\$140,956	\$142,145	\$143,358	\$144,595	\$145,857
Transfers to Reserves	\$1,056	\$1,077	\$1,099	\$1,121	\$1,143	\$1,166	\$1,189	\$1,213	\$1,237	\$1,262	\$1,287
Grants											
Debentures											
Total New Contribution	\$1,056	\$1,077	\$1,099	\$1,121	\$1,143	\$1,166	\$1,189	\$1,213	\$1,237	\$1,262	\$1,287
Interest Rate (%)											
Interest Earned											
Available For Allocation	\$135,350	\$136,427	\$137,526	\$138,647	\$139,790	\$140,956	\$142,145	\$143,358	\$144,595	\$145,857	\$147,144
Carry forward Projects											
Allocated to Projects											
Closing Reserve Balance	\$135,350	\$136,427	\$137,526	\$138,647	\$139,790	\$140,956	\$142,145	\$143,358	\$144,595	\$145,857	\$147,144
Total Infrastructure Reserves	\$9,983,732	\$5,638,151	\$4,268,697	\$526,760	\$2,053,565	\$3,322,214	\$5,655,575	\$7,362,029	\$10,136,933	\$12,223,709	\$13,822,502

Obligatory Reserves

OCIF Funds	2025	2026	2027	2028	2029	2030	2031	2032	2033	2034	2035
Opening Reserve Balance	\$0	\$0	\$0	\$0	\$0	\$0	\$0	\$0	\$0	\$0	\$0
OCIF Allocation	\$614,887	\$553,398	\$553,398	\$553,398	\$553,398	\$553,398	\$553,398	\$553,398	\$553,398	\$553,398	\$553,398
Total New Contribution	\$614,887	\$553,398	\$553,398	\$553,398	\$553,398	\$553,398	\$553,398	\$553,398	\$553,398	\$553,398	\$553,398
Interest Rate (%)											
Interest Earned											
Available For Allocation	\$614,887	\$553,398	\$553,398	\$553,398	\$553,398	\$553,398	\$553,398	\$553,398	\$553,398	\$553,398	\$553,398
Allocated to Rate supported projects											
Allocated to Tax supported projects	\$614,887	\$553,398	\$553,398	\$553,398	\$553,398	\$553,398	\$553,398	\$553,398	\$553,398	\$553,398	\$553,398
Closing Reserve Balance	\$0	\$0	\$0	\$0	\$0	\$0	\$0	\$0	\$0	\$0	\$0

Canada Community Build Fund	2025	2026	2027	2028	2029	2030	2031	2032	2033	2034	2034
Opening Reserve Balance	\$0	\$0	(\$0)	(\$0)	\$0	\$0	\$0	\$0	\$0	\$0	\$0
CCBF Allocation	\$352,588	\$352,588	\$366,691	\$366,691	\$366,691	\$366,691	\$366,691	\$366,691	\$366,691	\$366,691	\$366,691
Total New Contribution	\$352,588	\$352,588	\$366,691	\$366,691	\$366,691	\$366,691	\$366,691	\$366,691	\$366,691	\$366,691	\$366,691
Interest Rate (%)											
Interest Earned											
Available For Allocation	\$352,588	\$352,588	\$366,691	\$366,691	\$366,692	\$366,692	\$366,692	\$366,692	\$366,692	\$366,692	\$366,692
Allocated to Rate supported projects											
Allocated to Tax supported projects	\$352,588	\$352,588	\$366,691	\$366,691	\$366,691	\$366,691	\$366,691	\$366,691	\$366,691	\$366,691	\$366,691
Closing Reserve Balance	\$0	(\$0)	(\$0)	\$0	\$0	\$0	\$0	\$0	\$0	\$0	\$0

Obligatory Reserves

Development Charges	2025	2026	2027	2028	2029	2030	2031	2032	2033	2034	2034
Opening Reserve Balance	\$186,381	\$237,267	\$288,666	\$341,094	\$394,570	\$449,115	\$504,752	\$561,501	\$619,385	\$678,427	\$738,649
DC Revenues	\$49,404	\$50,392	\$51,399	\$52,427	\$53,476	\$54,545	\$55,636	\$56,749	\$57,884	\$59,042	\$60,223
Debentures											
Total New Contribution	\$49,404	\$50,392	\$51,399	\$52,427	\$53,476	\$54,545	\$55,636	\$56,749	\$57,884	\$59,042	\$60,223
Interest Rate (%)	3%	2%	2%	2%	2%	2%	2%	2%	2%	2%	2%
Interest Earned	\$1,482	\$1,008	\$1,028	\$1,049	\$1,070	\$1,091	\$1,113	\$1,135	\$1,158	\$1,181	\$1,204
Available For Allocation	\$237,267	\$288,666	\$341,094	\$394,570	\$449,115	\$504,752	\$561,501	\$619,385	\$678,427	\$738,649	\$800,076
Allocated to Projects											
Closing Reserve Balance	\$237,267	\$288,666	\$341,094	\$394,570	\$449,115	\$504,752	\$561,501	\$619,385	\$678,427	\$738,649	\$800,076
Total Obligatory Reserve Funds	\$237,267	\$288,666	\$341,094	\$394,570	\$449,116	\$504,752	\$561,501	\$619,385	\$678,427	\$738,650	\$800,077