

FENIX
LIGHTING FOR EXTREMES



WT20R

MULTIFUNCTIONAL
WORK LIGHT
WITH ADJUSTABLE
HEAD



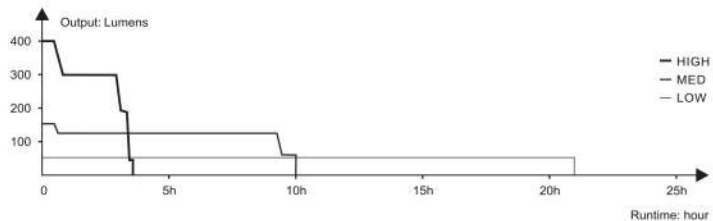
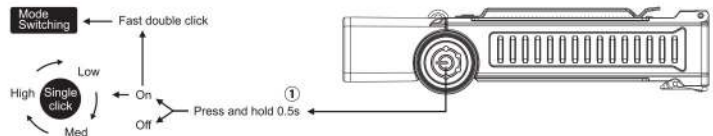
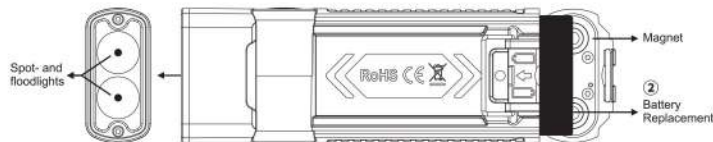
MAX 400 LUMENS



ADJUSTABLE BEAM ANGLE
UP TO 105 DEGREES



SPOT- AND
FLOODLIGHTS



LIGHTING FOR EXTREMES

"Follow" us for more information about Fenix.



FACEBOOK



WECHAT
扫描并关注，获取更多
Fenix相关信息

FENIXLIGHT LIMITED

Tel: +86-755-29631163/83/93
Fax: +86-755-29631181
E-mail: Info@fenixlight.com
www.fenixlight.com
Address: 8/Floor, Spring Valley,
(Wonderful Life Wisdom Valley)
Meisheng Huigu Technology
Industrial Park, 83 Dabao Road,
Bao'an District,
Sherzhen 518133, China



61.139.201.020-A0-20190429

(English)Fenix WT20R Flashlight

- 2 Cree LED's with a lifespan of 50,000 hours.
- Featuring spot- and floodlights with a max output of 400 lumens.
- Included 2000mAh rechargeable Li-polymer battery pack. 2 AA batteries can be used for emergency (no High output level).
- Light head with 105° adjustable angle.
- Magnetic tail absorption.
- Battery level indication for instant checking of remaining battery level.
- Digitally regulated output maintains constant brightness.
- Reverse polarity protection, to protect from improper battery insertion.
- 5.43 oz / 154 g (including battery).
- 4.63" x 1.70" x 1.11" (117.5 x 43.2 x 28.3 mm).

Operating Instruction①

ON/OFF

- With the light switched off, press and hold the switch for 0.5 seconds to turn on the light.
- With the light switched on, press and hold the switch for 0.5 seconds to turn off the light.

OUTPUT SELECTION

- With the light switched on, single click the switch to cycle through Low→Med→High.
- Note: Only Med and Low can be selected when 2 AA batteries are used.

MODE SWITCHING

- With the light switched on, a fast double click on the switch to select spot- and floodlights.

Intelligent Memory Circuit

- The light memorizes the last selected output and mode. When turned on again the previously used output and mode will be recalled.

Battery Specifications

Type	Dimensions	Nominal Voltage
Li-polymer battery pack	Fenix ARB-LP-2000U	3.7V
Alkaline battery	AA	1.5V
NI-MH battery	AA	1.2V

Technical Parameters

ANSI/PLATO FL1	SPOTLIGHT			FLOODLIGHT		
	HIGH	MED	LOW	HIGH	MED	LOW
OUTPUT	400 lumens	150 lumens	50 lumens	400 lumens	150 lumens	50 lumens
RUNTIME	3 hours 30 minutes	10 hours	21 hours	3 hours 30 minutes	10 hours	21 hours
DISTANCE	117 meters	72 meters	42 meters	56 meters	35 meters	20 meters
INTENSITY	3,434 candela	1,326 candela	456 candela	784 candela	316 candela	104 candela
IMPACT RESISTANCE	1 meter					
WATERPROOF	IP66					

▲ Testing conditions: The included Fenix ARB-LP-2000U Li-polymer battery pack was used at a temperature of 21±3°C with a humidity between 50% - 80%.

Battery Replacement②

Unfasten the lock catch, and pull open the tail cap to insert the included ARB-LP-2000U Li-polymer battery pack according to the arrow shape, or to insert 2 AA batteries in accordance with the polarity mark, then replace the tail cap and fasten the lock catch.

Low Voltage Warning

When the voltage level drops below the preset level, the flashlight is programmed to downshift to a lower brightness level until Low output is reached. When this happens in Low output, the battery level indicator blinks to remind you to recharge or replace the battery.

▲ Note: This only works with the included ARB-LP-2000U Li-polymer battery pack.

Battery Level Indication

With the light switched off, single click the switch to check the battery status, the indicator will last for 5 seconds.

- Four lights on: 100% - 80%
- Three lights on: 80% - 60%
- Two lights on: 60% - 40%
- One light on: 40% - 20%
- One light flashes: 20% - 0

Charging

- When charging is needed, take out the battery pack and then connect it to the power source with the Micro USB charging cable. The indicator on the top of the battery pack will be on and display red to indicate charging status, when the indicator turns blue, the charging is completed.
- Recharge a stored light every four months to maintain optimal battery performance.

Usage and Maintenance

- Disassembling the sealed head can cause damage to the light and will void the warranty.
- Fenix recommends using an excellent quality AA battery.
- If the light will not be used for an extended period, remove the battery, or the light could be damaged by electrolyte leakage or battery explosion.
- Long-term use can result in O-ring wear. To maintain a proper water seal, replace the ring with an approved spare.
- Periodic cleaning of the battery contacts improves the lamp's performance as dirty contacts may cause the lamp to flicker, shine intermittently or even fail to illuminate for the following reasons:
 - The battery needs replacing.
Solution: Replace battery pack /battery (Ensure battery is inserted according to the manufacturer's specifications).
 - The threads, PCB board contact or other contacts are dirty.
Solution: Clean the contact points with a cotton swab soaked in rubbing alcohol.

If the above methods don't work, please contact your authorized distributor.

Included

WT20R flashlight, ARB-LP-2000U rechargeable Li-polymer battery pack, Micro USB charging cable, Spare O-ring, Lanyard, Insulation film, User manual, Warranty card

Warning

This flashlight is a high-intensity lighting device capable of causing eye damage to the user or others. Avoid shining the flashlight directly into anyone's eyes.