







## TK70 Flashlight

Fenix TK70 is an extremely high-intensity multi-functional flashlight powered by D battery. The dual switch system in the front can realize a fast and convenient selection between the 4 brightness levels and the 2 different flashing functions. Maximizing up to a 2200-lumen output and the 7-day long runtime, TK70 can meet your needs unconditionally.

Meanwhile the compact design can lessen the volume and decrease the weight of TK70 to the largest extent. With the perfect combination of the outstanding performance and the enjoyment of using it, TK70 will be the perfect choice when outdoor searching, caving or used as a spare light for automobiles, etc.

### Technical Parameters

ANSI/FSC	General Mode				Flashing Mode	
	Turbo	High	Mid	Low	Strobe	SOS
 <b>OUTPUT</b>	2200 LUMENS	930 LUMENS	300 LUMENS	20 LUMENS	2200 LUMENS	930 LUMENS
 <b>RUNTIME</b>	1h 50min	4h 30min	15h	168h		
 <b>DISTANCE</b>	720m					
 <b>INTENSITY</b>	130500cd					
 <b>IMPACT RESISTANT</b>	1m					
 <b>WATERPROOF</b>	IPX-8, underwater 2m					
<b>EXTRA FUNCTION</b>						
<b>ACCESSORY</b>	Lanyard, shoulder strap and spare o-ring					

© Uses Cree XM-L LED with a lifespan of 50000 hours

- ⊙ Uses four 1.5V D (Ni-MH, Alkaline) batteries
- ⊙ 405mm (Length) \* 40mm (Diameter) \* 106mm(Head)
- ⊙ 769-gram weight (excluding batteries)
- ⊙ Digitally regulated output - maintains constant brightness
- ⊙ Reverse polarity protection, to protect from improper battery installation
- ⊙ Over-discharge protection circuit, protect the rechargeable batteries effectively
- ⊙ Dual switch system in the front, simple and fast operation
- ⊙ Made of durable aircraft-grade aluminum
- ⊙ Premium Type III hard-anodized anti-abrasive finish
- ⊙ Toughened ultra-clear glass lens with anti-reflective coating

Notice: The above-mentioned parameters (tested by four high-quality D Ni-MH batteries with a measured capacity of 9000mAh in Lab) are approximate and may vary between flashlights, batteries and environments.

### Operation Instruction

The right button is a power switch. Press it once to turn on/off the light. The left button is a mode switch;

When turn on the light, it will enter into the general mode. A fast double press on the power switch can select between the general mode and the flashing mode.

In the general mode, a single press on the mode switch can select the brightness level in the order of Turbo→Low→Mid→High→Cycle.

In the flashing mode, a single press on the mode switch can select between different flashing functions in the order of Strobe→SOS→Cycle.

The circuit can memorize any brightness level in the two modes. When turn on the light again or transfer into the mode, it will enter into the previous brightness level directly.

### Battery Specifications

Type	Dimensions	Nominal voltage	Usability	
Ni-MH battery	D	1.2V	Recommended	✓
Alkaline battery	D	1.5V	Usable	✓
Non-rechargeable Battery (Lithium)	D	1.5V	Usable	✓
Rechargeable Battery (Lithium)	32650	3.7V	Banned	✗

### Battery Replacement

Unscrew the tail cap to put in the batteries with the anode side (+) toward the light head, screw the tail cap and the extension tube back on to test.

### Usage and Maintenance

- ⊙ For first use, open the package and screw off the tail cap to attach the extension tube to the

end of the tube. And then put in four batteries with the anode side (+) toward the light head, screw the tail cap and the extension tube back on to test.

- ⊙ If the light is not used for a couple of days, please unscrew the tail cap for half a turn to prevent slow discharge of the batteries.
- ⊙ The light can be powered by three batteries in emergency. Please screw off the extension tube from the tube and put in three batteries, screw the tail cap back on to test. However in this case, the runtime of each brightness level will be shortened.
- ⊙ The flashlight will enter into the Low brightness level automatically and flick every second when the batteries lack of power. If it happens, please replace the batteries. Or the flashlight will turn off automatically within five minutes.
- ⊙ Please don't disassemble the sealed head, doing so can cause damage to the light and will void the warranty.
- ⊙ High-power light should use batteries with high current discharge capability; We suggest using high-performance Ni-MH rechargeable batteries to increase the runtime of this high-intensity light.
- ⊙ Please use batteries of high quality, and take out the batteries if the flashlight will not be used for a long time, or it may cause damage from electrolyte leakage or battery explosion.
- ⊙ The o-ring may be worn out after using for a long time. If it happens, please replace the o-ring with a new one to keep the light properly sealed against water.
- ⊙ Please clean the contacts of your light from time to time, especially if the light flickers or doesn't light up. There may be several reasons for a flickering or not working light:

Reason A: The batteries need replacing.

Solution: Replace batteries (Please confirm the correct installation of anode and cathode).

Reason B: The threads, PCB board contact or other contacts are dirty.

Solution: Clean the contact points with an alcohol soaked cotton swab.

If the above methods don't work, please contact the distributors and refer to the warranty policy.

Notice: The routine cleaning video can be watched and downloaded through Fenix official website, please log onto the service channel->'maintenance for light'.

## **Product Warranty**

We will replace products afflicted with manufacturing defects within 15 days of purchase and repair a light free of charge within 24 months of purchase if problems develop with normal use; if repair is required after 24 months from the date of purchase, we will charge for parts. The total repair fee is dictated by the cost of the replaced materials.

## **Warranty Card Registration**

We kindly suggest that you register your guarantee card on the official website of Fenixlight Limited. You can get an extra six-month warranty period once you have successfully registered. What's more, you could take part in the lottery of questionnaire at the same time.

## **Warning**

TK70 is a high-intensity lighting device and capable of causing eye damage, avoid shining the light directly into the eyes.