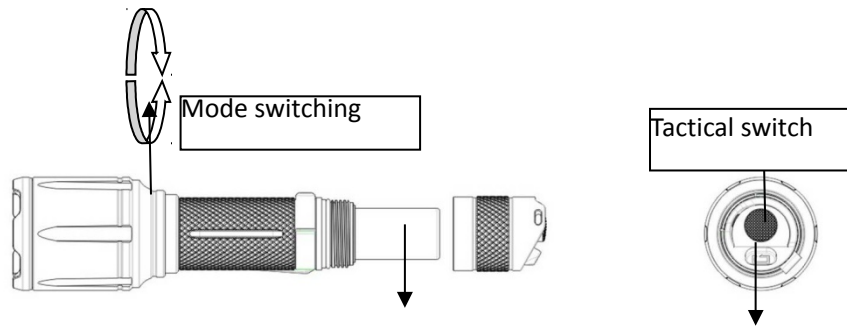
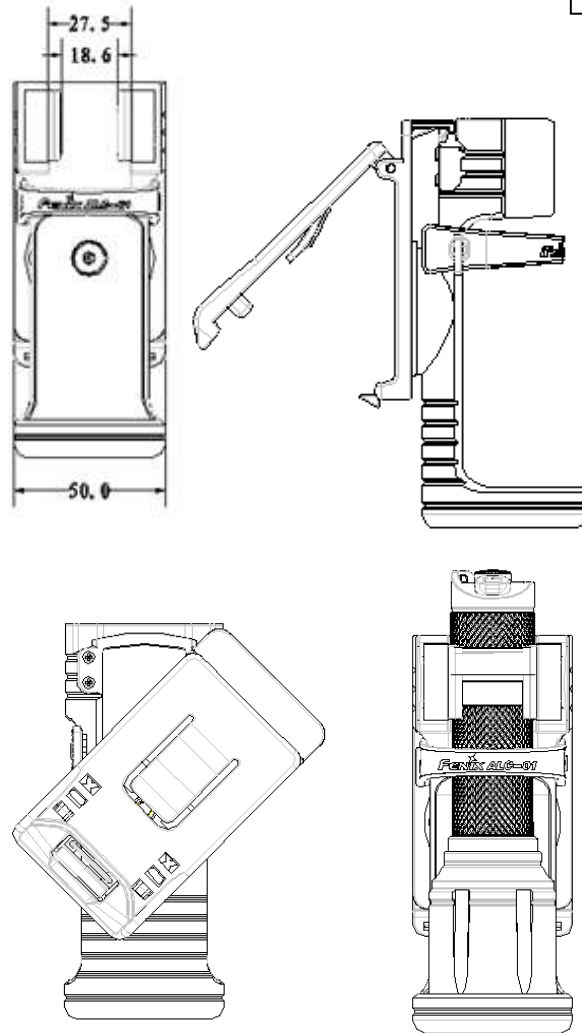


Fenix TK25 IR Flashlight









1*18650/2*CR123A

Functional switch



Technical parameters

ANSI/PLATO FL1	Turbo	High	Med	Low	Strobe
 Output	1000 Lumens	300 Lumens	100 Lumens	15 Lumens	1000 Lumens
 Runtime	2h	5h 20min	22h 20min	110h	/
 Distance	225m	124m	75m	25m	/
 Intensity	12650cd	3840cd	1400cd	160cd	/
 Impact Resistance	1m				
 Waterproof	IP68, underwater 2m				

Note: The abovementioned parameters (lab-tested by using one Fenix 3.6V/3500mAh rechargeable Li-ion battery) may vary between flashlights, batteries and environments.

- Uses Cree XP-G2 S3 LED's with a lifespan of 50,000 hours
- Powered by one rechargeable 18650 Li-ion battery or two 3V CR123A Lithium batteries
- 142.6mm Length x 25.4mm Body diameter x 40mm Head diameter
- 156.5 grams (excluding battery and belt clip)
- Rotary flashlight head for switching between white and infrared light
- Fitted with 850nm infrared light - compatible with most night-vision devices
- Choices of infrared output: High (3000mW) and Low (1000mW)
- Quick-release belt clip
- Compatible with AER-03 remote pressure switch
- Digitally regulated output maintains constant brightness
- **Reverse polarity protection, to protect from improper battery insertion**
- Tactical tail switch with instant- and momentary-on activation
- Functional tail switch for output selection and instant strobe activation
- Made of durable aircraft-grade aluminum
- Premium type III hard-anodized anti-abrasive finish

- Toughened ultra-clear glass lens with an anti-reflective coating

Accessories: 1*lanyard, 1*spare O-ring, 1*belt clip, 1*body clip, 1*fastening elastic rubber band

Operating Instruction

Dual Switches

The round switch is the tactical switch and the oval switch the functional switch.

ON/OFF

Tap the tactical switch to momentarily turn on the light; release and the light will go out.

Fully press the tactical switch to constantly turn on the light. Press again to turn off the light.

Strobe

With the light switched on White mode - long press the functional switch to activate strobe. Click once again to return to previous output.

With the light switched off, press the functional switch for instant strobe activation on White mode, or to enter the High on Infrared mode. Release it the light will go out.

Output Selection

With the light on on White mode - single click the functional switch to cycle through Low→Med→High→Turbo.

With the light on on Infrared mode - single click the functional switch to cycle through High→Low.

Mode Switching

Rotate the light head to switch between white and infrared light.

Intelligent Memory Circuit

The light memorizes the last brightness level used on White light mode. When turned on again the previously used brightness level will be recalled.

Low-voltage Warning

When the voltage level drops below the preset level, the flashlight is programmed to downshift to a lower brightness level until Low output is reached. When this happens in Low output mode, the flashlight blinks three times every five minutes to remind you to charge the light or replace the battery. To ensure normal use, the flashlight will not turn off automatically and will work till the battery runs out completely. (White light flashes on white mode and IR flashes on infrared mode.)

Intelligent Over-heat Protection

The light will accumulate a lot of heat when used on Turbo output level for extended periods. When the light reaches a temperature of 65°C or above, the light will automatically step down by a few lumens to reduce temperature. When the temperature is reduced, the output will gradually return to Turbo output level.

Battery Specifications

Type	Dimensions	Nominal Voltage	Usability	
Fenix ARB-L18 Series	18650	3.7V	Recommended	✓✓
Fenix ARB-L2Series	18650	3.7V	Recommended	✓✓
Non-rechargeable Battery (Lithium)	CR123A	3V	Usable	✓
Rechargeable Battery (Li-ion)	18650	3.6V/3.7V	Cautious*	!
Rechargeable Battery (Li-ion)	16340	3.6V/3.7V	Cautious*	!
Rechargeable Battery (LiFePO ₄)	18650	3.2V	Banned	×

Warning: 1. Do not mix batteries of different brands, sizes, capacities or types. Doing so may cause damage to the flashlight or to the batteries being used.

*18650/16340Li-ion batteries are powerful cells designed for commercial applications and must be treated with caution and handled with care. Quality batteries with circuit protection will reduce the potential for combustion or explosion but cell damage or short circuiting are potential risks the user assumes.

Battery Replacement

Unscrew the tail cap to insert the battery with the anode side (+) towards the light head, then screw the tail cap back on.

Usage and Maintenance

- Disassembling the sealed head can cause damage to the light and will void the warranty.
- Fenix recommends using excellent quality battery.
- If the light will not be used for an extended period, remove the battery, or the light could be damaged by electrolyte leakage or battery explosion.
- **Take out the battery to prevent accidental activation during storage or transportation.**
- Long-term use can result in O-ring wear. To maintain a proper water seal, replace the ring with an approved spare.
- Periodic cleaning of the battery contacts improves the lamp's performance as dirty contacts may cause the lamp to flicker, shine intermittently or even fail to illuminate for the following reasons:
 - A: The batteries need replacing.
 - Solution: Replace batteries (Ensure batteries are inserted according to the manufacturer's

specifications).

B: The threads, PCB board contact or other contacts are dirty.

Solution: Clean the contact points with a cotton swab soaked in rubbing alcohol.

If the above methods don't work, please contact your authorized distributor.

Warning

This flashlight is a high-intensity lighting device **with infrared light** capable of causing eye damage to the user or others. Avoid shining the flashlight directly into anyone's eyes.

Belt Clip

Dimensions: 50mm Width *71.5mm Thickness*125mm Height

Weight: 102grams

Material: Nylon and glass fiber PA+5%GF

Applicable belt size: within55mm

