

# Innisfil Beach Road Rezoning Survey #2 Results Summary

*Survey Opened November 13, 2020*

*Survey Closed November 25, 2020*

# Helping Residents Visualize Change

In August we heard that Council and residents were having difficulty imagining what the proposal would look like. New visuals were made, showing:

- Use of building setbacks;
- Realistic parking requirements;
- Achievable building types and tenures;
- Lively park surroundings.

Respondents were asked to rate their response to several statements about the proposal.



**Useful street furniture** complements exciting storefronts and helps foster a more welcoming atmosphere.

Design guidelines require **natural materials** like brick, wood, and stone.

Opportunities abound for new **placemaking** interventions and **public art** installations.

Setbacks are increased above the second storey, **minimizing the visual impact of the building** on the park and surrounding neighbourhood.

**Permitted uses are controlled** to allow the shopping, food, and entertainment experiences residents asked for during the Innisfil Beach Park consultations.



**More frequent and improved sidewalk connections** in and out of the Park are achieved through shorter, well lit crossing areas.

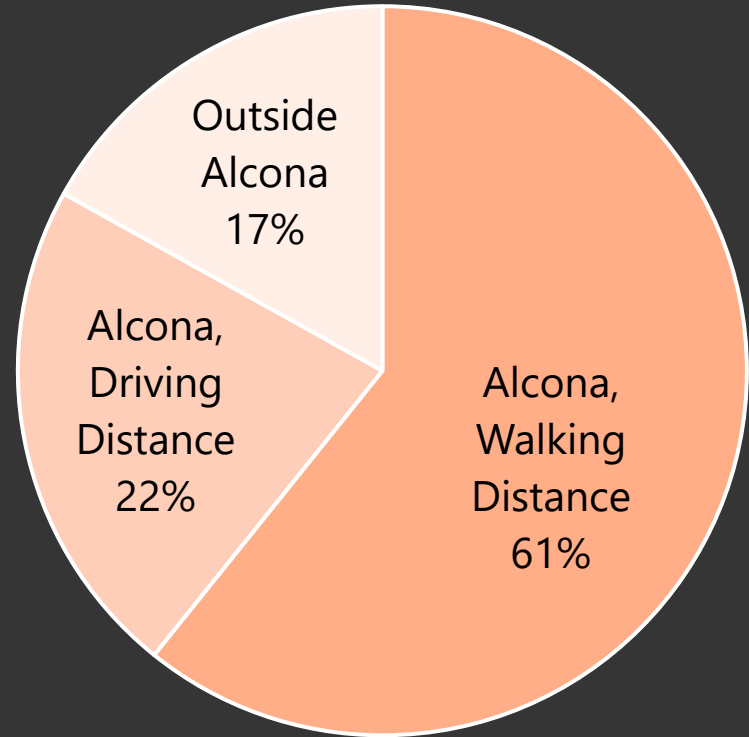
**Mid-block pedestrian connections** and **public parking** areas result in added public space and more active commercial corner units.

**Active uses front onto Innisfil Beach Road and the Park**, framing the green space and complementing the extensive naturalization proposed inside the park.

4.5 metre minimum ground floor ceiling heights maximize **flexibility** for commercial tenants.

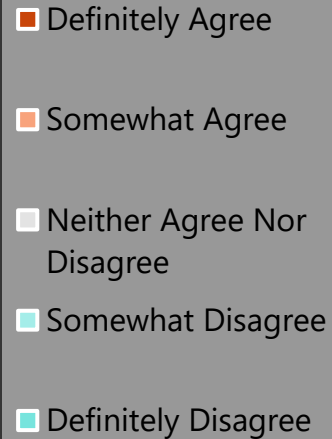
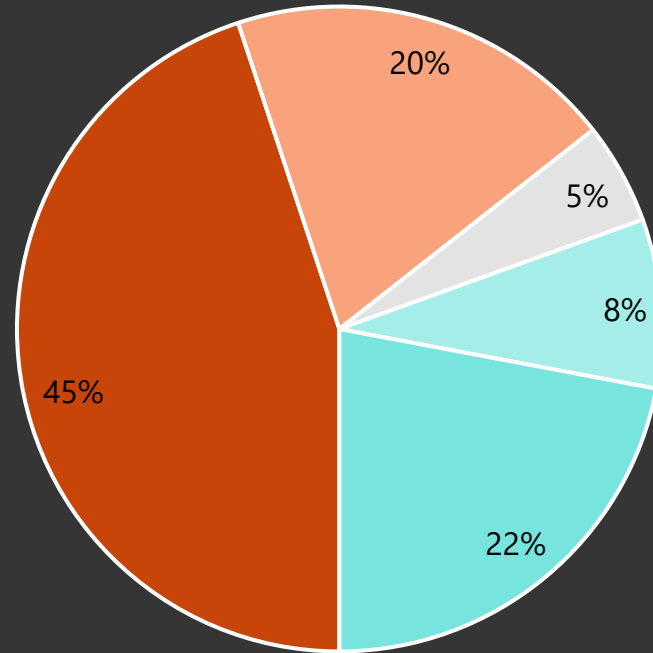
# Who responded:

Of the nearly 120 residents who participated in the survey, the majority were within walking distance of the Park.



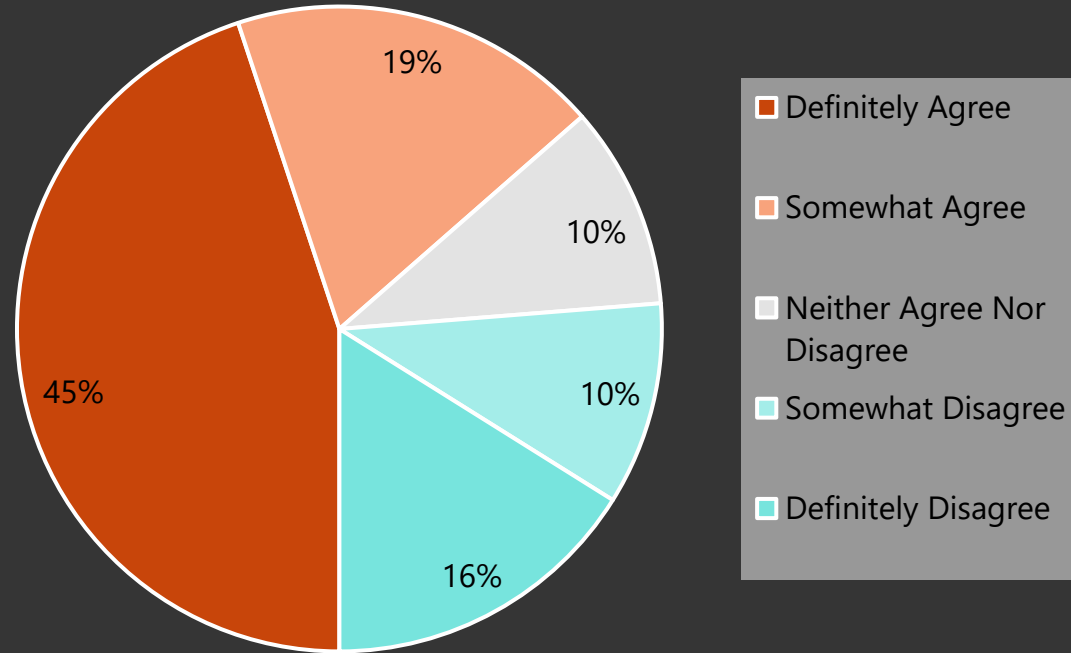
# Suitability of services/shops in this location

The majority (65%) of respondents "definitely agreed" or "somewhat agreed" it made sense for shopping opportunities to be placed in this location.



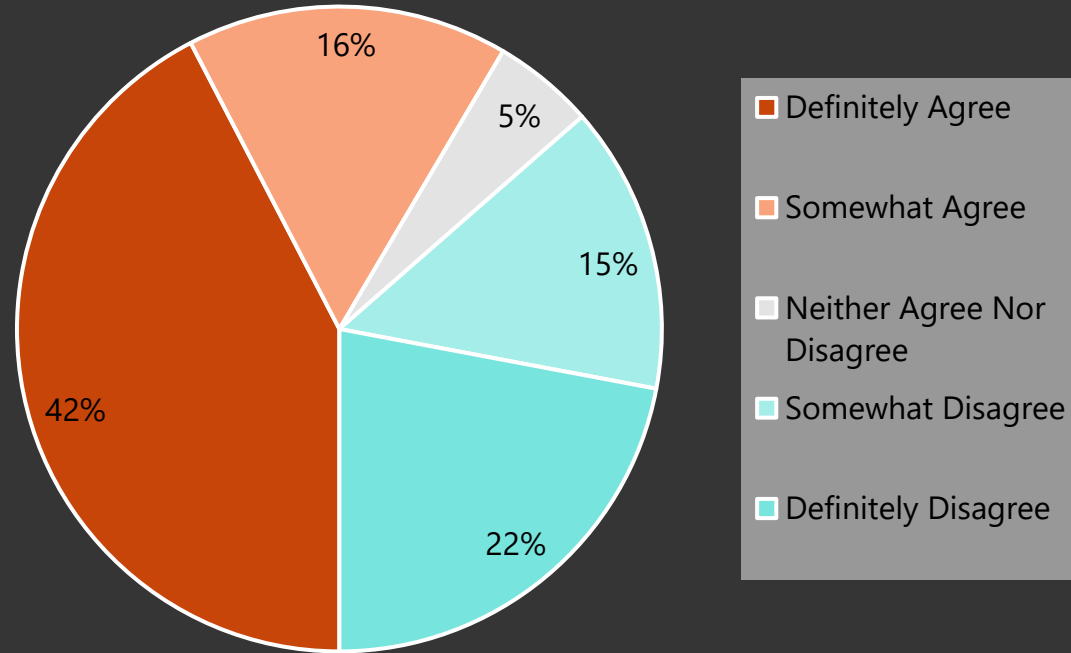
# Willingness to frequent shops along this street

The majority (64%) of respondents "definitely agreed" or "somewhat agreed" they would frequent the shops along the street.



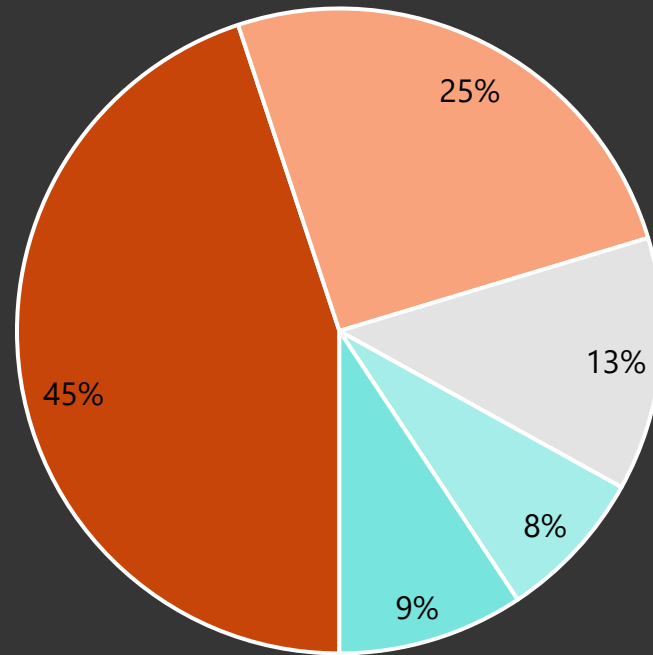
# Change would result in a more desirable street

The majority (58%) of respondents "definitely agreed" or "somewhat agreed" that the changes would make the neighborhood/area more "desirable".



# Appearance of safety and comfort

The majority (70%) of respondents "definitely agreed" or "somewhat agreed" they consider the street comfortable and safe looking.



- Definitely Agree
- Somewhat Agree
- Neither Agree Nor Disagree
- Somewhat Disagree
- Definitely Disagree

# Enhance of the character of Innisfil Beach Rd

The majority (66%) of respondents "definitely agreed" or "somewhat agreed" the changes would enhance the character of Innisfil Beach Road.

