


EasyRiser™

A complete system for knob-free height adjustment and precise positioning of keyboard height and tilt

Compact EasyRiser™

All of the same great features you would find in the EasyRiser™ offered in a compact version



Shown in Black



Shown in Stardust Silver

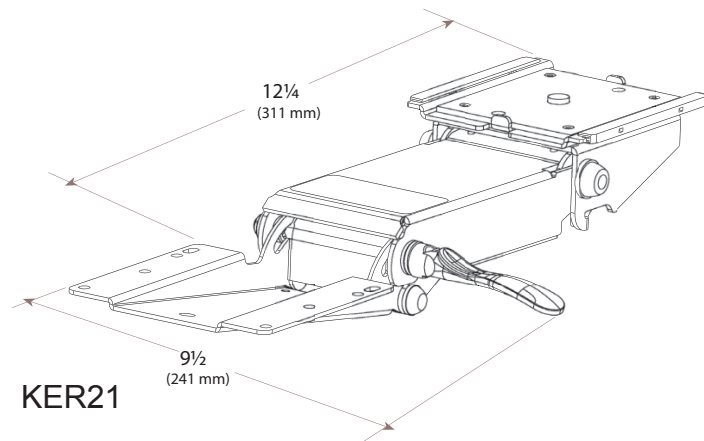
The innovative, patented EasyRiser™ features knob-free height adjustment that allows for infinite positioning within its impressive 6¼" (158 mm) travel range. Simply lift the keyboard tray to the desired height and release – the keyboard locks in place. The keyboard tilt angle adjustment is provided by a one-touch wand that combines both function and ergonomic design. Choose one of the designer tray options to create a personalized keyboarding system.

INNOVATIVE IDEAS IN WORKPLACE COMFORT



EasyRiser™ Advantages:

- Patented design offers a total travel range of 6¼" (158 mm)
- Independent tilt adjustment maintains the selected tilt angle throughout the travel range
- Slim profile allows for maximum knee clearance when in use or retracted
- Spring assisted design provides effortless height adjustment
- 360° rear swivel for optimal keyboard tray positioning and easy storage
- Extended arm design fits various workstation configurations, including corners
- Closed-channel design provides maximum keyboard tray stability for a solid, quality feel
- Available in durable black powder coat (standard), or with a choice of custom colors
- Installation hardware and instructions included
- Exceeds ANSI/BIFMA X5.5, 1998 industry performance standard
- Lifetime warranty



EasyRiser™ SPECIFICATIONS

HEIGHT ADJUSTMENT	
UP	¼" (7 mm)
DOWN	6" (152 mm)
TOTAL	6¼" (158 mm)
HEIGHT SET	LIFT AND RELEASE
0° TO -15° TILT SET BY	WAND
360° SWIVEL	YES
FULLY RETRACTABLE	YES, 21" (533 mm) TRACK
ANSI/BIFMA X5.5 1998	YES, EXCEEDS
MATERIAL	STEEL
FINISH	BLACK, SILVER OR WHITE TEXTURED POWDERCOAT

TRACK OPTIONS



21" (533 mm) GLIDE TRACK PROVIDES COMPLETE RETRACTABILITY
NON-STANDARD TRACK LENGTHS ARE AVAILABLE UPON REQUEST

TRACKS CAN BE CUT ON SITE WITH PROPER HAND TOOLS TO ADJUST FOR DIFFERENT MOUNTING CONDITIONS

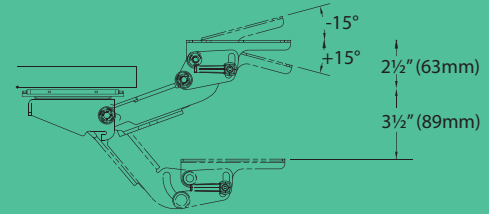
FRONT SWIVEL OPTION 25396



OPTIONAL FRONT SWIVEL TURNS THE EASYRISER™ INTO A DUAL SWIVEL™ FOR INCREASED MOBILITY.

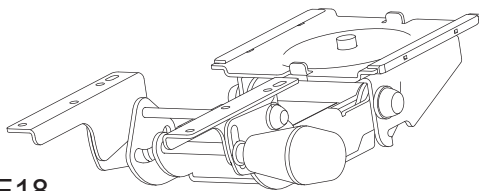


Compact EasyRiser™ Advantages:



KCE18

- Arm offers adjustment above and below the mounting point allowing for more potential working postures as compared to other “slimline” designs ie: standard EasyRiser™
- Entire range of motion is available in extreme proximity to the worksurface
- Enhanced stability due to reduced length design
- Excellent choice where focal depth adjustability or corner extendibility are not issues
- Retracts fully on 17¾" (450 mm) track. Available in durable black powder coat (standard), or with a choice of custom colors
- Installation hardware and instructions included
- Exceeds ANSI/BIFMA X5.5, 1998 industry performance standard
- Lifetime warranty



KCE18

Compact EasyRiser™ SPECIFICATIONS

HEIGHT ADJUSTMENT	
UP	2½" (63 mm)
DOWN	3½" (88 mm)
TOTAL	6" (152 mm)
HEIGHT SET	LIFT AND RELEASE
±15° TILT SET BY	SOFT TOUCH KNOB
360° SWIVEL	YES
FULLY RETRACTABLE	YES, 18" (457 mm) TRACK INCLUDED
ANSI/BIFMA X5.5 1998	YES, EXCEEDS
MATERIAL	STEEL
FINISH	TEXTURED BLACK POWDER COAT

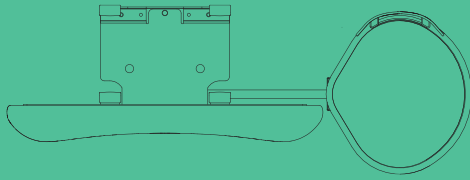
TRACK OPTIONS



17¾" (451 mm) GLIDE TRACK PROVIDES COMPLETE RETRACTABILITY
NON-STANDARD TRACK LENGTHS ARE AVAILABLE UPON REQUEST

TRACKS CAN BE CUT ON SITE WITH PROPER HAND TOOLS TO ADJUST FOR DIFFERENT MOUNTING CONDITIONS


Combine any Easyriser™ model with a SecureFit™ clamp for the perfect combo:



- Ultra small footprint, actual size of the keyboard is all that is needed
- Mouse can be adjusted left or right including width to eliminate any need for user reach. The pivot allows for precise mouse positioning all without tools
- Positive fit for the keyboard, offering superb stability and preventing any lateral movement
- Slow recovery foam palm rest
- Low profile design

CornerShaper™ Advantages:

- Allows the mounting of all EA keyboard arms in any corner application
- Aesthetically designed low profile
- Integrated mounting options for track and track guard
- "One size" fits all
- For limited space applications, the 12" (304 mm) Shallow CornerShaper™ allows for the mounting of all keyboard arms
- Both sizes of the CornerShaper™ can be mounted onto surfaces with a thickness of 1" (25 mm) to 1½" (38 mm) or 1½" (38 mm) to 2½" (63 mm)
- Hardware and easy-to-follow mounting instructions included
- Lifetime warranty



PSF

SecureFit™ SPECIFICATIONS

TRAY DIMENSIONS	19" (482 mm) X 8" (203 mm) - 12" (304 mm) ADJUSTABLE
MOUSE DIMENSIONS	8¾" (222 mm) X 9½" (241)
KEYBOARD SIZE	FITS FROM 5" (127mm) - 9" (228 mm)
MOUSE PLATFORM	FOR LEFT OR RIGHT HAND USE
TILT AND SWIVEL MOUSE	FOR INFINITE ADJUSTMENT
PALM REST	BREATHABLE LEATHER-LIKE MATERIAL
MATERIAL	STEEL
FINISH	BLACK, SILVER OR WHITE TEXTURED POWDERCOAT



CornerShaper™ SPECIFICATIONS

19 ½" (495 mm) WIDTH	FOR WORKSURFACES 1" (25 mm) - 1½" (38 mm) THICK
	FOR WORKSURFACES 1½" (38 mm) - 2½" (63 mm) THICK
MATERIAL	STEEL
FINISH	BLACK POWDER COAT

Shallow CornerShaper™ SPECIFICATIONS for limited space applications

12" (304 mm) WIDTH	FOR WORKSURFACES 1" (25 mm) - 1½" (38 mm) THICK
	FOR WORKSURFACES 1½" (38 mm) - 2½" (63 mm) THICK
MATERIAL	STEEL
FINISH	BLACK POWDER COAT



ERGONOMIC ACCESSORIES INC.

1166 Gorham St. Unit 2
Newmarket, ON L3Y 8W4
(905) 830-4441
www.eaergo.com